

DAILY REPORT

6/24/2020

(Data from Tuesday, June 23, 2020)

SINGLE ADULTS	
Drop-in Center Clients Served	417
Drop-in Center Overnight Census	146
Faith Bed Census	31
Outreach Contacts	357
Outreach Placements	13
Safe Haven Utilization	1095
Veterans In Short-term Housing	242
Criminal Justice Short-term Housing	128

FAMILY INTAKE	
Families Requesting Temporary Housing at PATH	85
Adult Families Requesting Temporary Housing at AFIC	20
Families Placed in Overnight Accommodations	0
Families w/children at PATH Overnight (pre 10PM)	0

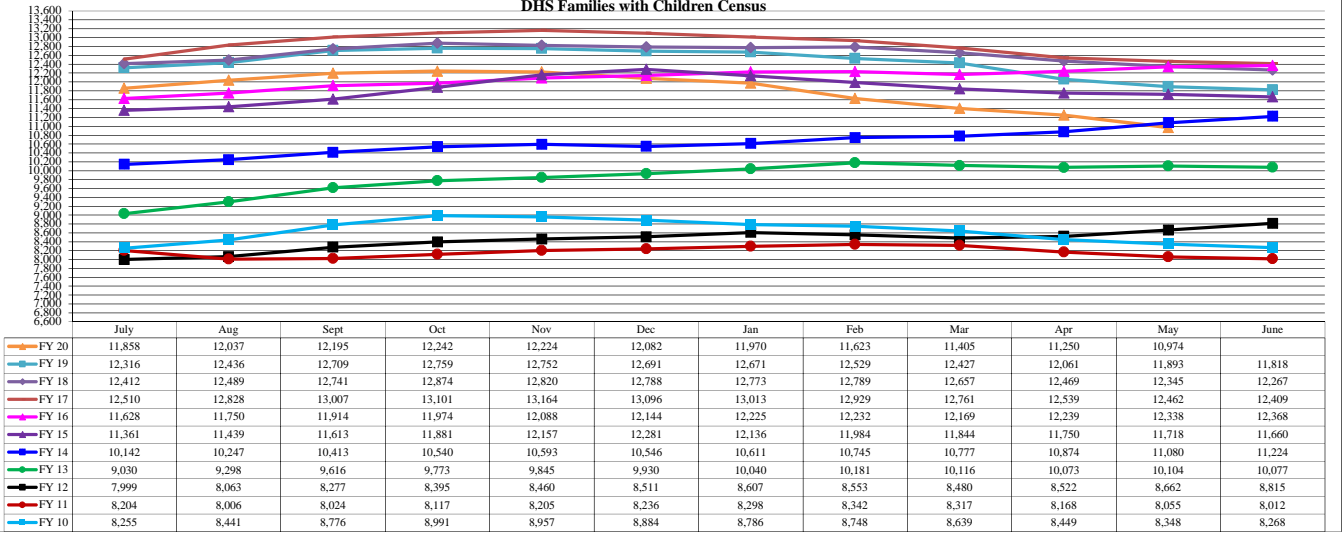
TOTAL SHELTER CENSUS	
Adults	36,689
Children	19,152
Total Individuals	55,841

SINGLE ADULT SHELTER CENSUS	
Men	13,009
Women	4,478
Total Single Adults	17,487

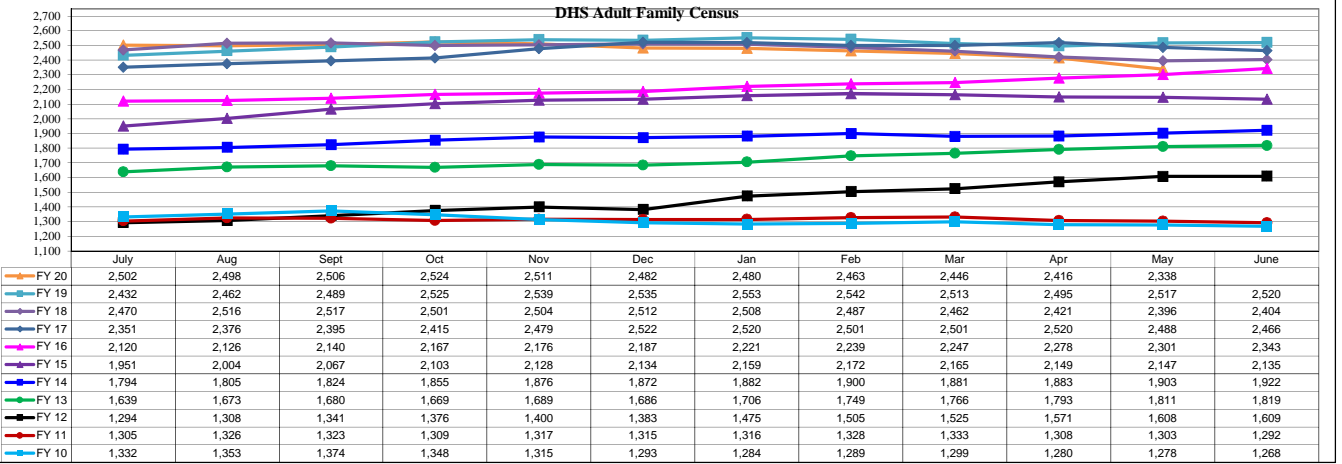
FAMILIES WITH CHILDREN CENSUS	
Families	10,745
Adults	14,370
Children	19,152
Individuals	33,522

ADULT FAMILIES CENSUS	
Families	2,289
Individuals (Adults)	4,832

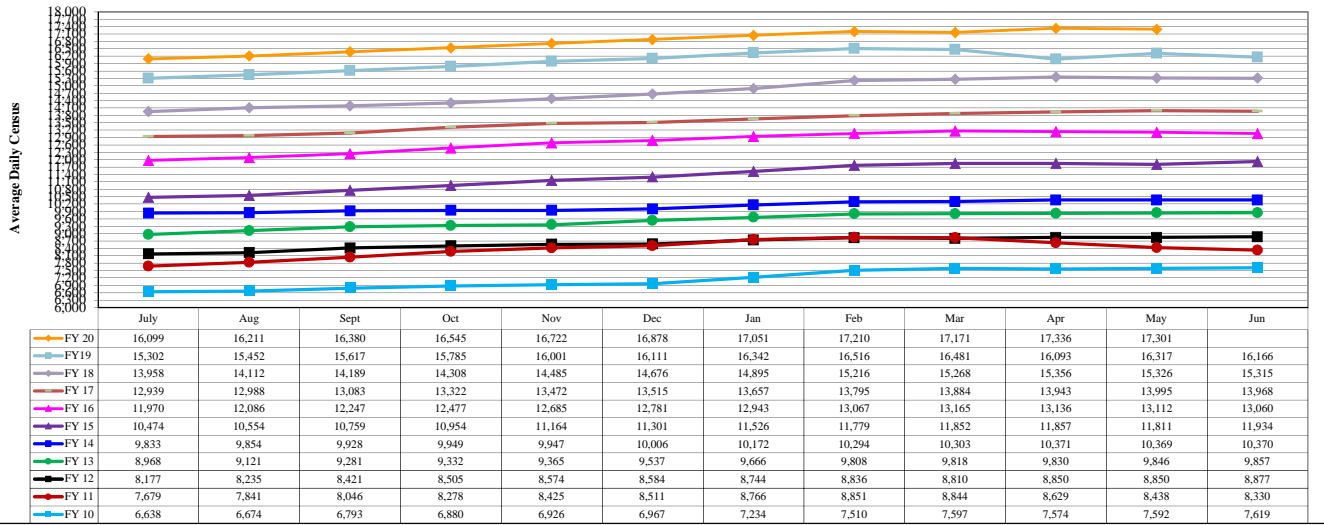
DHS Families with Children Census



DHS Adult Family Census



DHS Single Adult Shelter Census



*Due to data conversion the average monthly census for December 2011 and January 2012 for Families with Children and Adult Families is based upon data for a partial mon