

DAILY REPORT

8/16/2021

(Data from Sunday, August 15, 2021)

SINGLE ADULTS	
Drop-in Center Clients Served	455
Drop-in Center Overnight Census	149
Faith Bed Census	24
Outreach Contacts	126
Outreach Placements	4
Safe Haven Utilization	1053
Veterans In Short-term Housing	160
Criminal Justice Short-term Housing	97

FAMILY INTAKE	
Families Requesting Temporary Housing at PATH	27
Adult Families Requesting Temporary Housing at AFIC	8
Families Placed in Overnight Accommodations	0
Families w/children at PATH Overnight (pre 10PM)	0

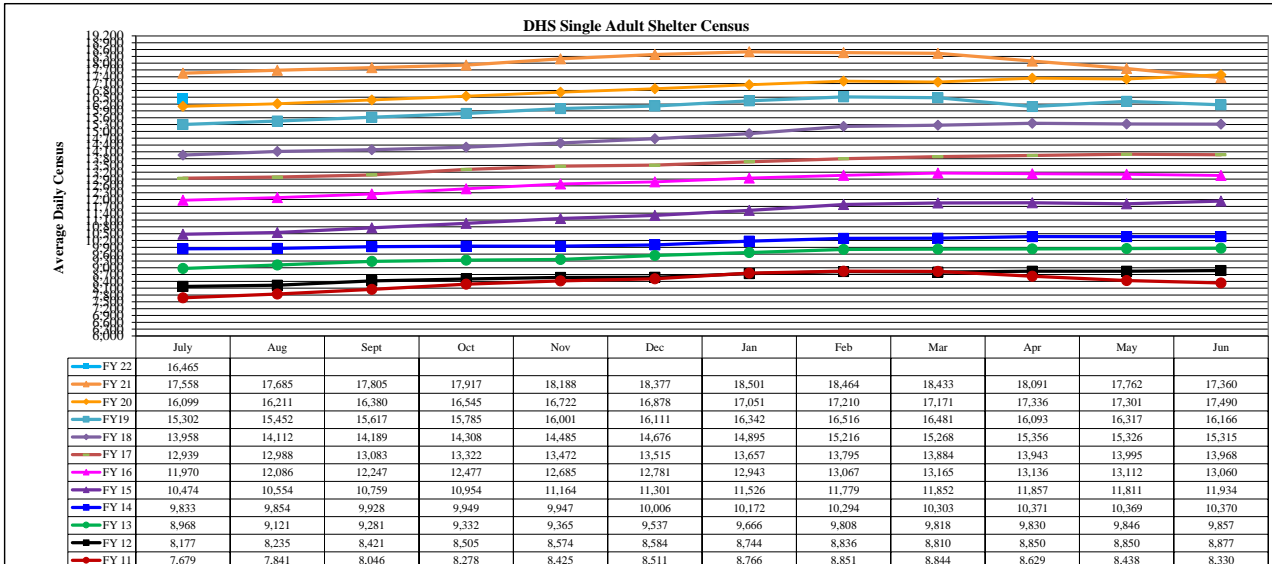
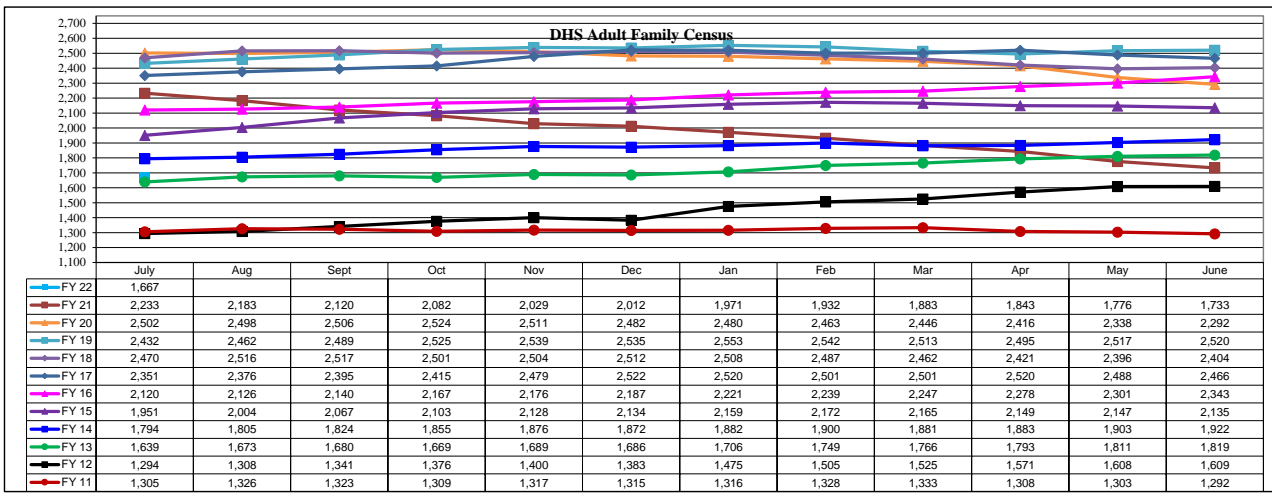
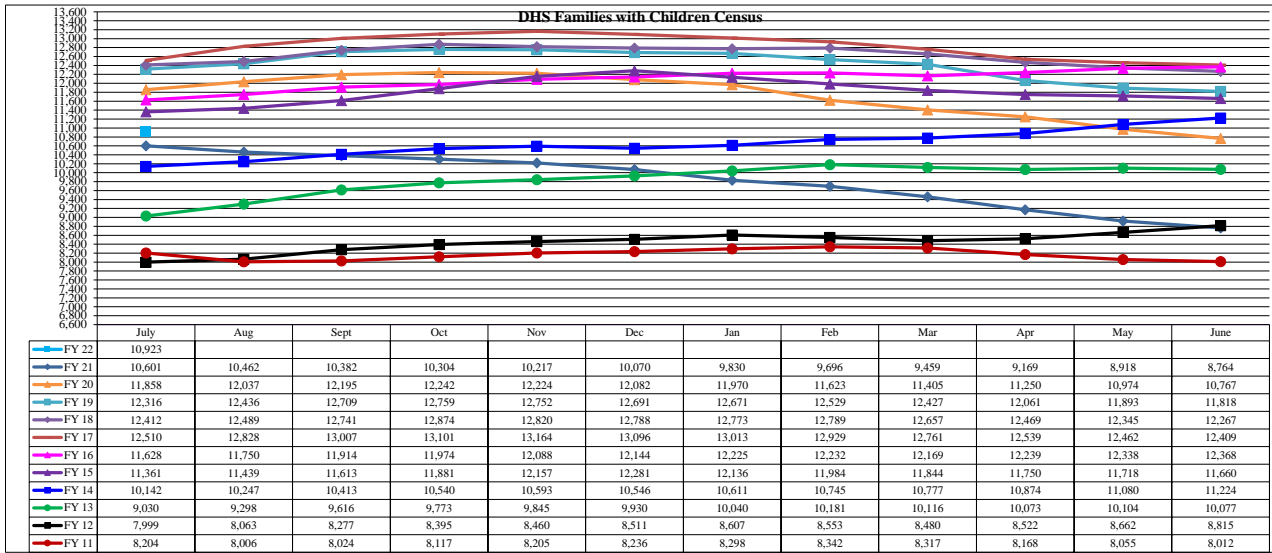
TOTAL SHELTER CENSUS	
Adults	30,680
Children	14,522
Total Individuals	45,202

SINGLE ADULTS	
Men	12,229
Women	4,028
Total Single Adults	16,257

FAMILIES WITH CHILDREN	
Families	8,342
Adults	10,983
Children	14,522
Individuals	25,505

ADULT FAMILIES CENSUS	
Families	1,637
Individuals (Adults)	3,440

x



*Due to data conversion the average monthly census for December 2011 and January 2012 for Families with Children and Adult Families is based upon data for a partial month.