



BILL DE BLASIO
MAYOR

CIVILIAN COMPLAINT REVIEW BOARD
100 CHURCH STREET 10th FLOOR
NEW YORK, NEW YORK 10007 ♦ TELEPHONE (212) 912-7235
www.nyc.gov/ccrb



FREDERICK DAVIE
CHAIR

Executive Director's Monthly Report
August 2020
(Statistics for July 2020)

Contents

Executive Summary	2
Glossary	3
Complaints Received	4
CCRB Cases Received By Borough and Precinct	5
Allegations Received	7
CCRB Docket	10
Body Worn Camera Footage Requests	12
Closed Cases	13
Resolving Cases	13
Dispositions / Case Abstracts	14
Dispositions - Full Investigations	16
Dispositions - All CCRB Cases	17
Dispositions - Allegations	18
Substantiation Rates	20
Substantiation Rates and Video	21
Board Discipline Recommendations for Substantiated Complaints	22
Board Discipline Recommendations for Substantiated Allegations	24
Truncations	27
Complaints by PSA	28
Mediation Unit	30
Administrative Prosecution Unit	32
NYPD Discipline	33
Appendix	38

Executive Summary

The Civilian Complaint Review Board (“CCRB”) is an independent municipal Agency that investigates complaints of NYPD misconduct. Every month, the CCRB prepares an Executive Director report for its public meeting. Data for July 2020 included the following highlights:

- 1) Of the cases in the CCRB active investigations docket, 67% have been open for 4 months or fewer, and 83% have been open for 7 months or fewer (page 10). In July, the CCRB opened 285 new cases (page 4), and currently has a total open docket of 2,825 cases (page 11).
- 2) The CCRB substantiated allegations in 28% of its fully investigated cases (page 16).
- 3) The CCRB fully investigated 76% of the cases it closed in July (page 13) and resolved (fully investigated, mediated or attempted mediation) 76% of the cases it closed (page 17). The Agency's truncation rate was 24% (page 13). This is primarily driven by uncooperative complainants/alleged victims, or witnesses.
- 4) For July, investigations using video evidence resulted in substantiated allegations in 34% of cases - compared to 6% of cases in which video was not available (page 20-21).
- 5) The Monthly Report includes a breakdown of complaints and substantiations by NYPD precinct and borough of occurrence (pages 5-6, 25-26).
- 6) In July the Police Commissioner finalized 4 decision(s) against police officers in Administrative Prosecution Unit (APU) cases; 2 were guilty verdicts won by the APU (page 32). The CCRB's APU prosecutes the most serious allegations of misconduct. The APU conducted 6 trials against members of the NYPD year-to-date; 1 trial was conducted against respondent officers in July.

Finally, the Monthly Report contains a Table of Contents, Glossary, and Appendix, all meant to assist readers in navigating this report. The CCRB is committed to producing monthly reports that are valuable to the public, and welcomes feedback on how to make its data more accessible.

Glossary

In this glossary we have included a list of terms that regularly appear in our reports.

Allegation: An allegation is a specific act of misconduct. The same “complaint” can have multiple allegations – excessive force and discourteous language, for example. Each allegation is reviewed separately during an investigation.

APU: The Administrative Prosecution Unit is the division of the CCRB that has prosecuted “charges” cases since April 2013, after the signing of a 2012 Memorandum of Understanding between the CCRB and NYPD.

Board Panel: The “Board” of the CCRB has 13 members. Of the 13 members, five are chosen by the Mayor, five are chosen by the City Council, and three are chosen by the Police Commissioner. Following a completed investigation by the CCRB staff, three Board members, sitting as a Board Panel, will make a finding on whether misconduct occurred and will make a recommendation on what level of penalty should follow.

Case/Complaint: For the purposes of CCRB data, a “case” or “complaint” is defined as any incident within the Agency’s jurisdiction, brought to resolution by the CCRB. Cases/Complaints thus include truncations, fully investigated or ongoing cases, mediations, and completed investigations pending Board Panel review.

Disposition: The Board’s finding as to the outcome of a case (i.e. if misconduct occurred).

FADO: Under the City Charter, the CCRB has jurisdiction to investigate the following categories of police misconduct: Force, Abuse of Authority, Discourtesy, and Offensive Language, collectively known as “FADO”.

Intake: CCRB’s intake team initially handles complaints from the public. Intake takes complaints that come via live phone calls, voicemails, an online complaint form, or in-person.

Investigation: CCRB investigators gather evidence and interview witnesses to prepare reports on misconduct allegations. An investigation ends when a closing report is prepared detailing the evidence and legal analysis, and the case is given to the Board for disposition.

Mediation: A complainant may mediate his or her case with the subject officer, in lieu of an investigation, with the CCRB providing a neutral, third-party mediator.

Truncation: When a complaint is withdrawn or there is no complainant/alleged victim available for an interview, the investigation is “truncated.”

Complaints Received

The CCRB's Intake team processes misconduct complaints from the public and referrals from the NYPD. Under the New York City Charter, the CCRB's jurisdiction is limited to allegations of misconduct related to Force, Abuse of Authority, Discourtesy and Offensive Language. All other complaints are referred to the appropriate agency. Figure 1 refers to all complaints that the CCRB receives and Figures 2 and 3 refer to new cases that remain with the Agency. In July 2020, the CCRB initiated 285 new complaints.

Figure 1: Total Intake by Month (January 2019 - July 2020)

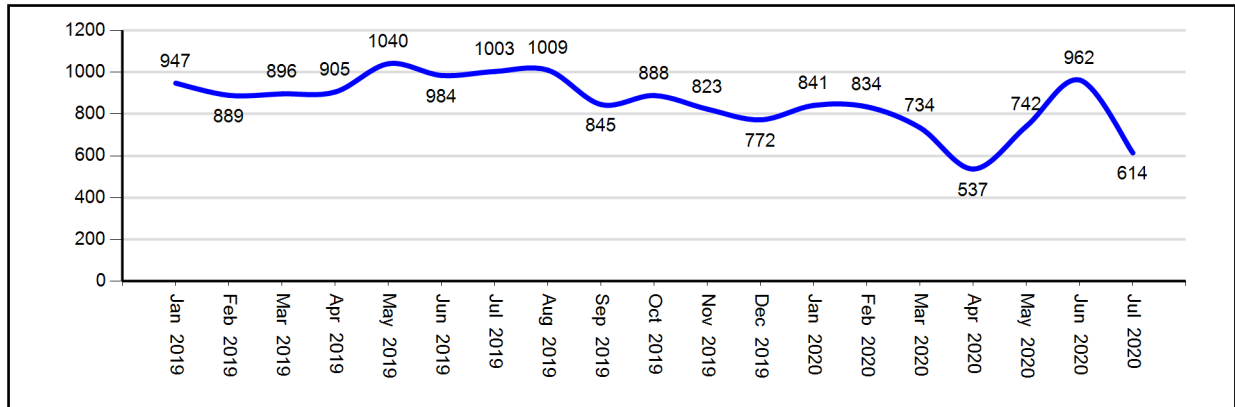


Figure 2: New CCRB Complaints by Month (January 2019 - July 2020)

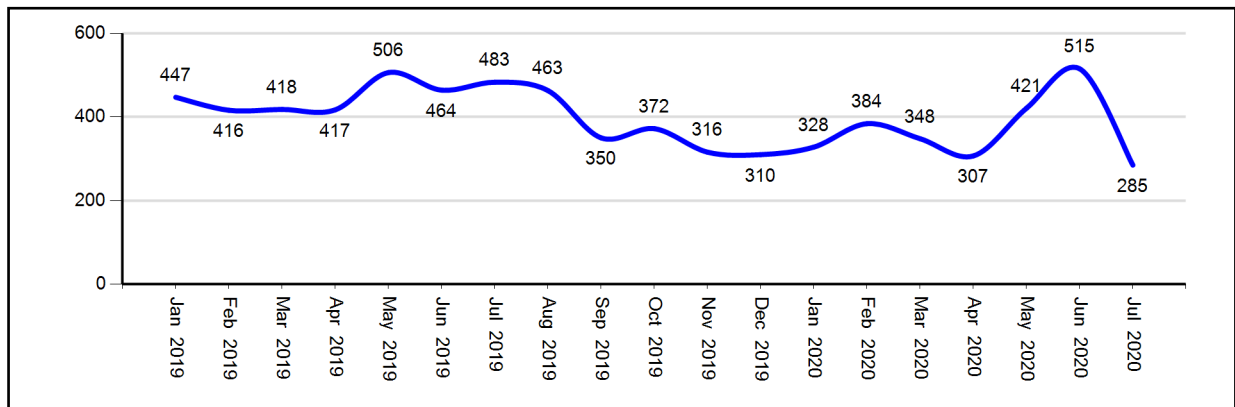
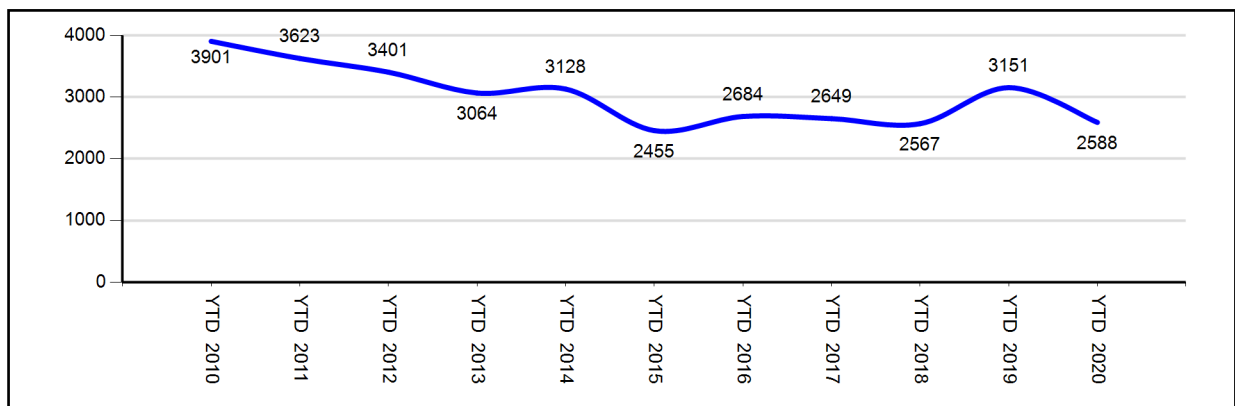


Figure 3: New CCRB Complaints by Year (YTD 2010 - YTD 2020)



CCRB Cases Received by Borough and Precinct

Of the five boroughs, the largest number of misconduct complaints stemmed from incidents occurring in Manhattan, followed by Brooklyn. The 1st Precinct had the highest number at 56 incidents.

Figure 4: CCRB Complaints Received By Borough of Occurrence (July 2020)

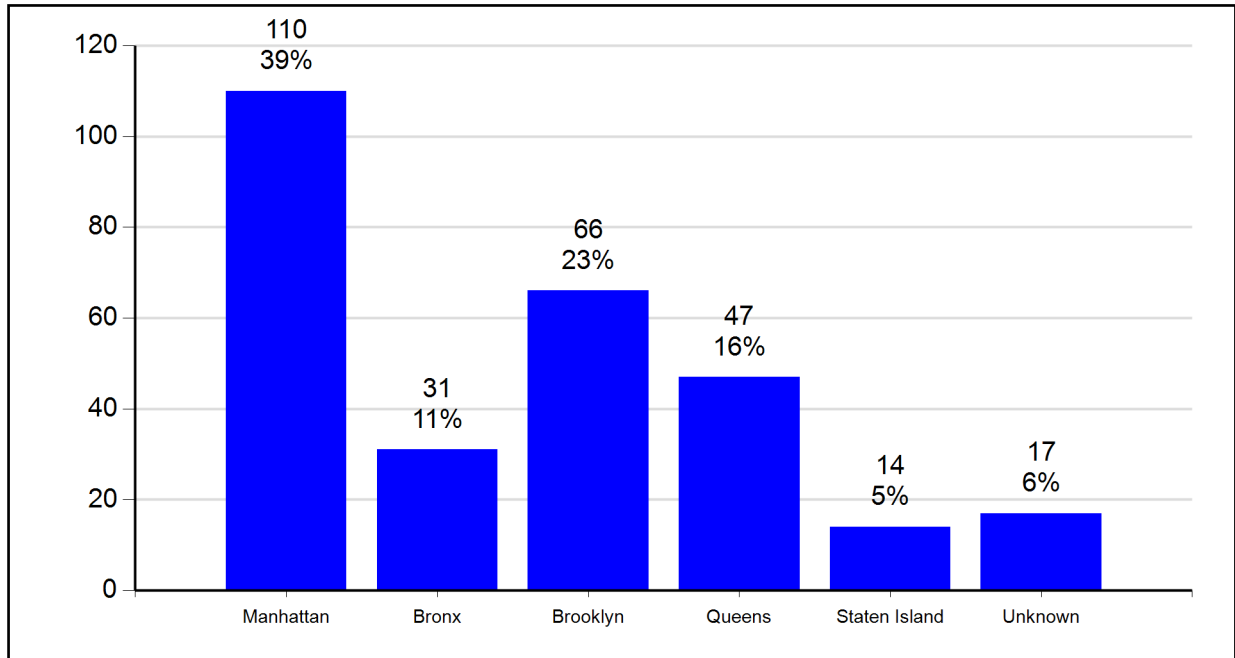


Figure 5: CCRB Complaints Received By Borough of Occurrence (YTD 2020)

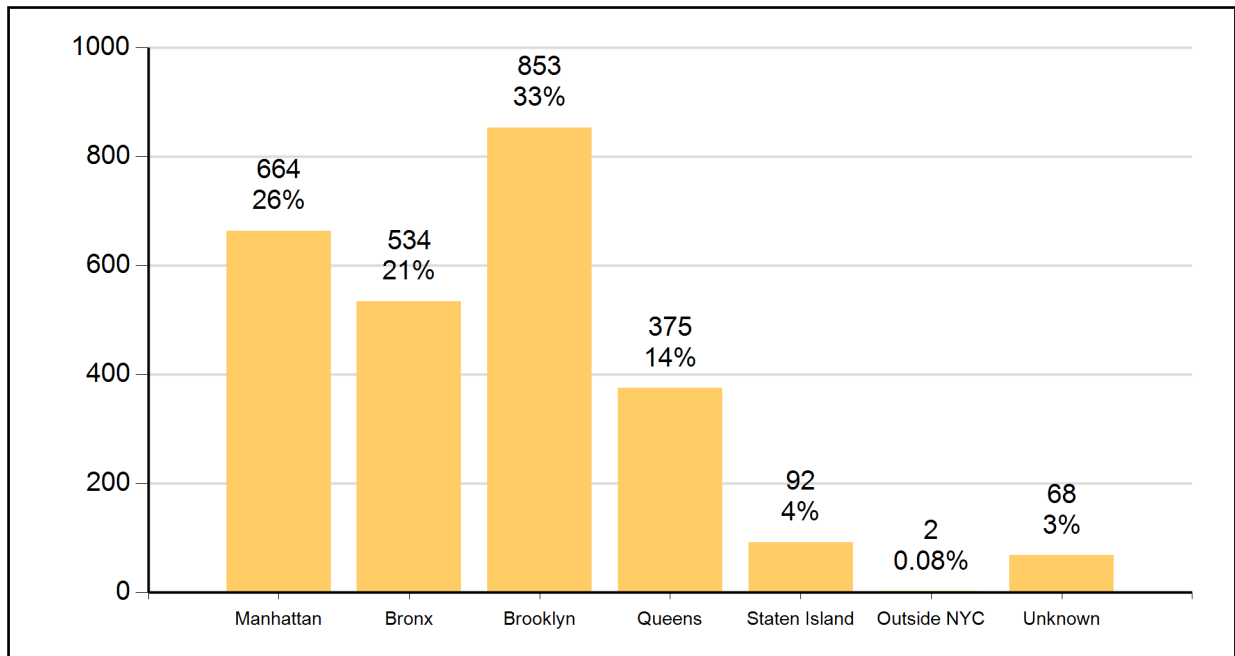


Figure 6: CCRB Complaints Received By Precinct of Occurrence (July 2020)

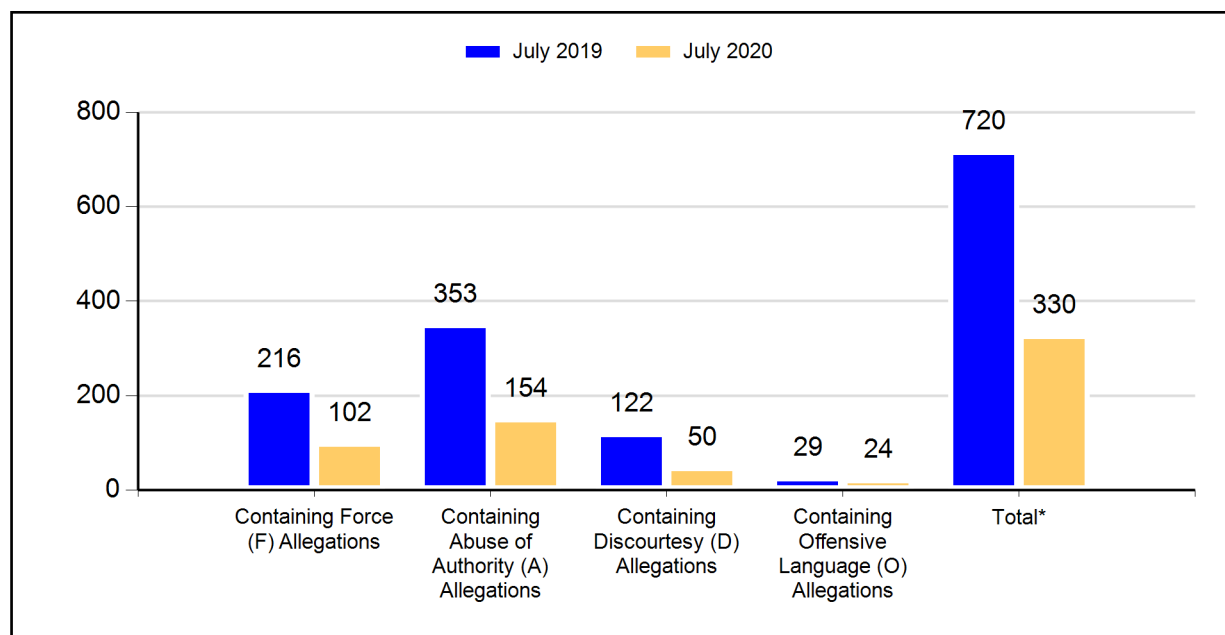
NYPD Precinct of Occurrence*	Number of Complaints	NYPD Precinct of Occurrence*	Number of Complaints
0	1	67	1
1	56	68	1
5	8	69	1
6	3	70	3
7	1	71	5
9	1	72	3
13	5	73	4
14	3	75	4
17	3	77	5
18	5	78	3
19	6	79	6
20	1	81	2
23	2	83	1
24	2	84	9
25	3	88	4
26	2	90	1
28	2	100	3
32	1	101	2
33	1	102	2
34	3	103	4
40	6	104	2
42	2	105	5
43	3	106	2
44	2	107	3
45	2	109	5
46	2	110	5
47	4	111	2
48	5	113	3
50	3	114	4
60	3	115	5
61	2	120	7
62	3	121	1
63	1	122	2
66	3	123	1
		Unknown	24

*These figures track where an incident occurred, not necessarily the Command of the officer. Please review Figures 62A-62Q for Command Level data for cases closed in 2017.

Allegations Received

As described in the previous section, the CCRB has jurisdiction over four categories of NYPD misconduct. In comparing July 2019 to July 2020, the number of complaints containing an allegation of Force is down, Abuse of Authority complaints are down, Discourtesy are down and Offensive Language are down. Figures for the year-to-date comparison show that in 2020, complaints containing an allegation of Force are down, Abuse of Authority are down, Discourtesy are down and Offensive Language are up.

Figure 7: CCRB Complaints Received By Type of Allegation (July 2019 vs. July 2020)



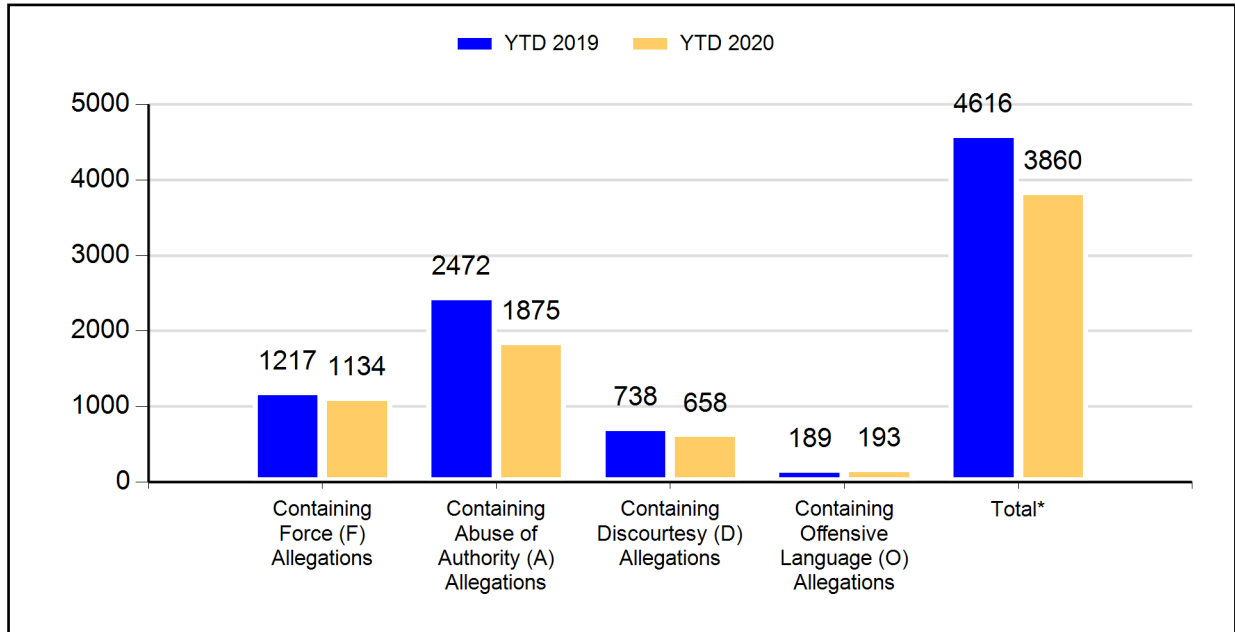
*This is the total of distinct FADO allegation types in complaints received.

Figure 8: CCRB Complaints Received By Type of Allegation (% of Complaints)

	July 2019		July 2020		Change	% Change
	Count	% of Total Complaints	Count	% of Total Complaints		
Force (F)	216	45%	102	36%	-114	-53%
Abuse of Authority (A)	353	73%	154	54%	-199	-56%
Discourtesy (D)	122	25%	50	18%	-72	-59%
Offensive Language (O)	29	6%	24	8%	-5	-17%
Total FADO Allegations	720		330		-390	-54%
Total Complaints	483		285		-198	-41%

Note: the number of allegations in recently received complaints typically grows somewhat as the complaints are investigated.

Figure 9: CCRB Complaints Received By Type of Allegation (YTD 2019 vs. YTD 2020)



*This is the total of distinct FADO allegation types in complaints received.

Figure 10: CCRB Complaints Received By Type of Allegation YTD (% of Complaints)

	YTD 2019		YTD 2020		Change	% Change
	Count	% of Total Complaints	Count	% of Total Complaints		
Force (F)	1217	39%	1134	44%	-83	-7%
Abuse of Authority (A)	2472	78%	1875	72%	-597	-24%
Discourtesy (D)	738	23%	658	25%	-80	-11%
Offensive Language (O)	189	6%	193	7%	4	2%
Total FADO Allegations	4616		3860		-756	-16%
Total Complaints	3151		2588		-563	-18%

Note: the number of allegations in recently received complaints typically grows somewhat as the complaints are investigated.

Figure 11: Total Allegations (% of Total Allegations)

	July 2019		July 2020		Change	% Change
	Count	% of Total Allegations	Count	% of Total Allegations		
Force (F)	448	25%	224	32%	-224	-50%
Abuse of Authority (A)	1111	63%	374	54%	-737	-66%
Discourtesy (D)	162	9%	65	9%	-97	-60%
Offensive Language (O)	41	2%	27	4%	-14	-34%
Total Allegations	1762		690		-1072	-61%
Total Complaints	483		285		-198	-41%

Figure 12: Total Allegations YTD (% of Total Allegations)

	YTD 2019		YTD 2020		Change	% Change
	Count	% of Total Allegations	Count	% of Total Allegations		
Force (F)	2627	22%	2710	27%	83	3%
Abuse of Authority (A)	7765	66%	6015	61%	-1750	-23%
Discourtesy (D)	1066	9%	961	10%	-105	-10%
Offensive Language (O)	246	2%	255	3%	9	4%
Total Allegations	11704		9941		-1763	-15%
Total Complaints	3151		2588		-563	-18%

The number of allegations in recently received complaints typically grows as the complaints are investigated.

CCRB Docket

As of the end of July 2020, 67% of active CCRB cases are fewer than five months old, and 83% active cases have been open for fewer than eight months.

Figure 13: Age of Active Cases Based on Received Date (July 2020)

Case Age Group	Count	% of Total
Cases 0-4 Months	1634	66.8%
Cases 5-7 Months	387	15.8%
Cases 8-11 Months	276	11.3%
Cases 12-18 Months*	139	5.7%
Cases Over 18 Months**	11	0.4%
Total	2447	100%

*12-18 Months: 11 cases that were reopened; 1 case that was on DA Hold.

**Over18 Months: 6 cases that were reopened; 3 cases that were on DA Hold.

Figure 14: Age of Active Cases Based on Incident Date (July 2020)

	Count	% of Total
Cases 0-4 Months	1486	60.7%
Cases 5-7 Months	423	17.3%
Cases 8-11 Months	298	12.2%
Cases 12-18 Months*	215	8.8%
Cases Over 18 Months**	25	1.0%
Total	2447	100%

*12-18 Months: 11 cases that were reopened; 3 cases that were on DA Hold.

**Over18 Months: 8 cases that were reopened; 3 cases that were on DA Hold.

An active case is here defined as an investigation; cases in mediation are excluded.

Figure 15: Number of Active Investigations (January 2019 - July 2020)

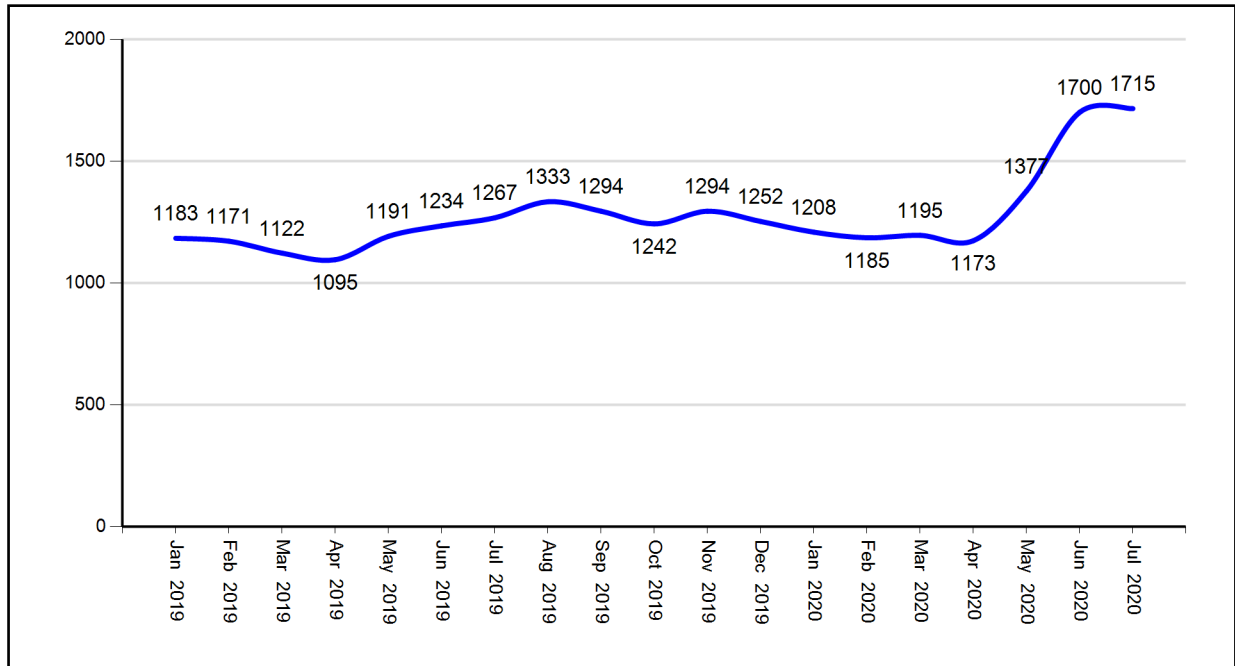


Figure 16: Open Docket Analysis

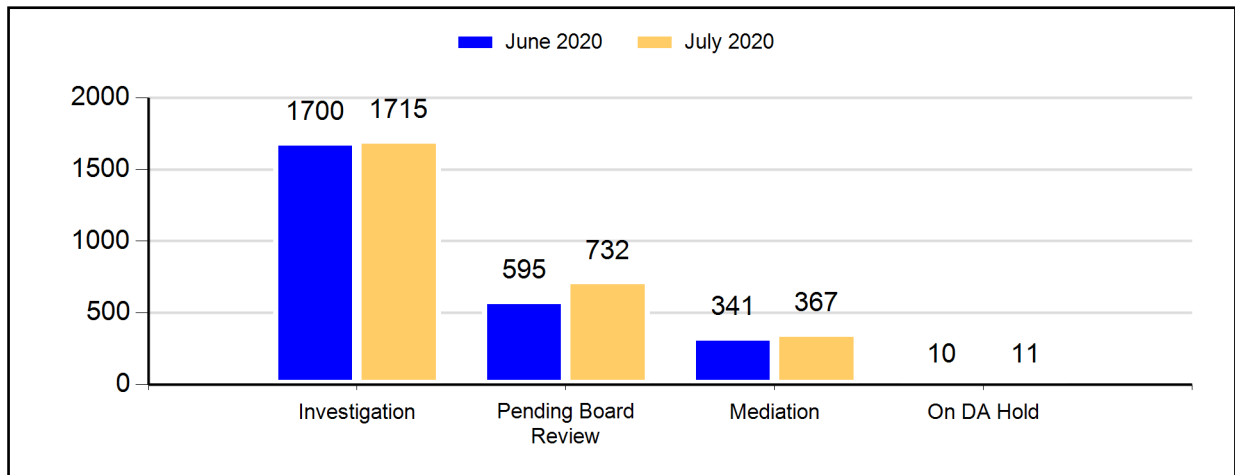


Figure 17: Open Docket Analysis with % Change

	June 2020		July 2020		Change	% Change
	Count	% of Total	Count	% of Total		
Investigations	1700	64%	1715	61%	15	1%
Pending Board Review	595	22%	732	26%	137	23%
Mediation	341	13%	367	13%	26	8%
On DA Hold	10	0%	11	0%	1	10%
Total	2646		2825		179	7%

Body Worn Camera Footage Requests

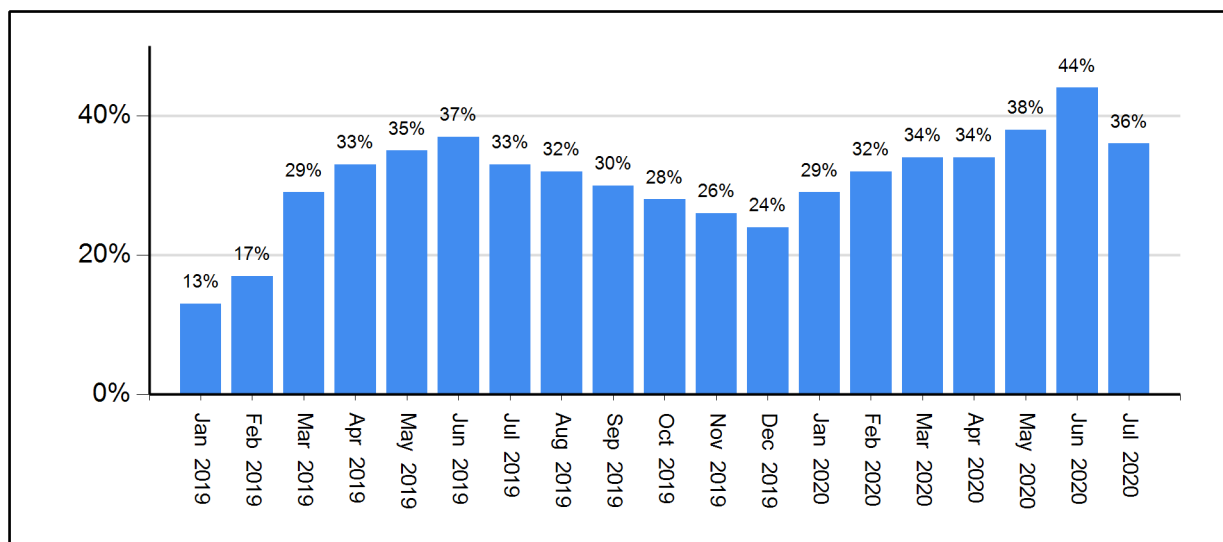
Since the widespread roll out of body worn cameras in 2018, the collection of footage from these cameras has become an integral part of CCRB investigations.

The timeliness of the response to BWC footage requests has a direct impact on the length of time it takes to complete an investigation. The longer it takes to fulfill BWC requests, the longer CCRB investigations remain on the open docket.

Figure 18: Pending Requests for BWC Footage

Days Pending	BWC Requests	% of Total
00 <= Days < 30	124	19.3%
30 <= Days < 60	180	28.1%
60 <= Days < 90	213	33.2%
90 <= Days	124	19.3%
Total	641	100%

Figure 19: Percentage of Open Investigations Docket with Pending BWC Requests (January 2019 - July 2020)

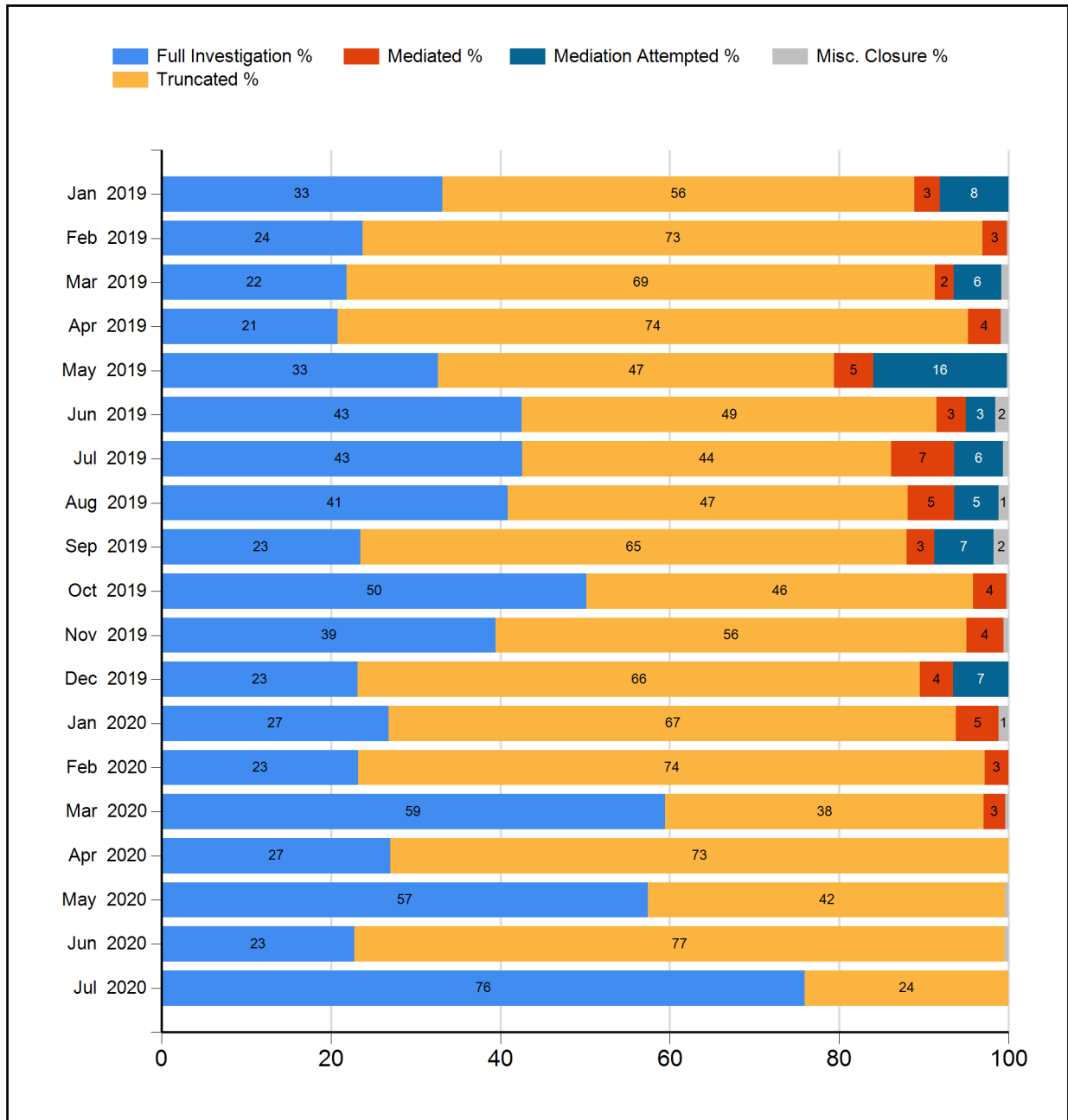


Closed Cases

Resolving Cases

In July 2020, the CCRB fully investigated 76% of the cases it closed, and resolved (fully investigated, mediated or mediation attempted) 76% of the cases it closed.

Figure 20: Case Resolutions (January 2019 - July 2020) (%)



Dispositions

Cases fully investigated by the CCRB generally receive one of five outcomes:

- If the alleged misconduct is found to have occurred, based on the preponderance of the evidence, the allegation is **substantiated**.
- If there is not enough evidence to determine whether or not the alleged misconduct occurred, the allegation is **unsubstantiated**.
- If the preponderance of the evidence suggests that the event or alleged act did not occur, the allegation is **unfounded**.
- If the event did occur, but was not improper by a preponderance of evidence, the allegation is **exonerated**.
- If the CCRB was unable to identify any of the officers accused of misconduct, the case is closed as **officer unidentified**.

Additionally, a case might be **mediated**, with the subject officer and complainant discussing the incident in the presence of a neutral third-party moderator, or closed as **mediation attempted**, the designation for a case in which both the officer and the civilian agree to mediate, but the civilian fails to appear twice for the scheduled mediation session or fails to respond to attempts to schedule a mediation session. Finally, a case that cannot be fully investigated due to complainant/alleged victim unavailability or lack of cooperation is **truncated**.

Case Abstracts

The following case abstracts are taken from complaints closed this month and serve as examples of what the different CCRB dispositions mean in practice:

1. Substantiated

A civilian was walking when an unmarked black Ford blocked his path so he could not cross the street. PO Scheblein, PO Burke, and PO Rivera of the 52nd Precinct exited the vehicle and approached the civilian. PO Scheblein then frisked and searched the civilian. PO Scheblein spoke discourteously to the civilian, saying, “We don’t care about this shit man...calm down.” PO Scheblein, PO Burke, and PO Rivera each failed to provide a business card to the civilian as required by the Right to Know Act. The interaction was caught on Body Worn Camera. The Board found that the officers did not have reasonable suspicion to stop the individual for walking down the sidewalk with his hands in his pockets in a high crime area and the Board substantiated the stop. The Board also found that the officers did not have reasonable suspicion that the civilian was armed nor did they have probable cause to search the civilian and the Board substantiated the frisk and search. The Board found that PO Scheblein spoke discourteously to the civilian and they substantiated the discourteous language. The Board also substantiated all of the officers for not providing a business card to the civilian at the conclusion of the stop.

2. Unsubstantiated

A civilian called 911 to report that a group of women had been harassing her. Police Officer Rodney Hale and Police Officer Emilio Ortega, both of the 79th Precinct, responded to the scene. The civilian requested the officer’s name and shield numbers and PO Ortega and PO Hale allegedly refused to provide these to her. PO Ortega and PO Hale denied that they had refused to provide their names and shield number and they failed to record the incident on their body-worn cameras. The Board unsubstantiated the allegations of refusing to provide name and shield number.

3. Unfounded

Officers from the 23rd Precinct allegedly entered a male civilian’s apartment, while he was incarcerated.

The civilian's belongings were in disarray, including his clothes, and some of his property was missing, including his dog. The civilian did not witness the incident and was reporting based on information provided by a third party. A third party confirmed that the apartment had been searched, but that the search had taken place by the owner of the apartment and not the NYPD. The Board found that the allegations of entry, search, and property seizure were unfounded.

4. Exonerated

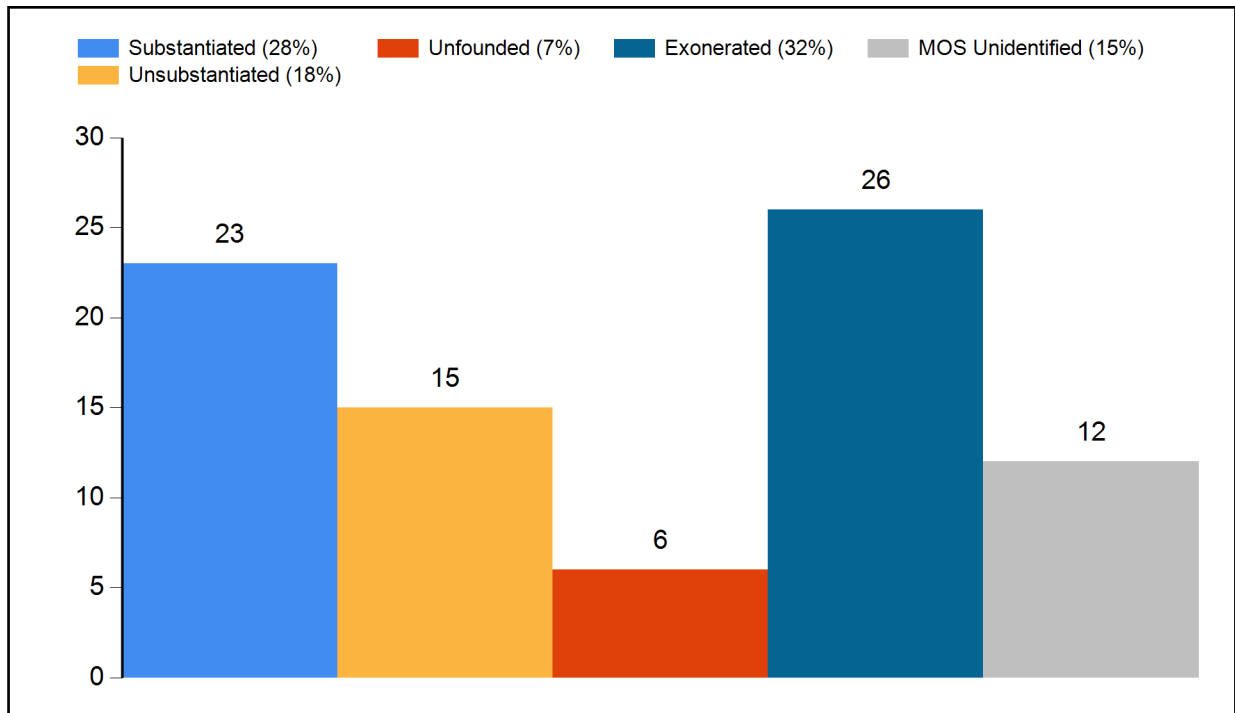
A civilian called 911 and reported that she had witnessed her son get shot and killed from the window of her apartment. Police Officers Dillon Houlihan and Rosario Castellano, of the 101st Precinct, responded to the building and met with a security guard at the civilian's apartment complex. The officers entered civilian's apartment and spoke with her. The officers learned that nobody had been shot and requested an ambulance to the scene. The civilian was removed to the hospital and was released later that same day. The Board determined that the officers were justified in entering the civilian's apartment and removing her to the hospital.

5. Officer Unidentified

A civilian was involved in a near vehicle accident at the corner of 74th Street and Broadway in Queens and subsequently ran into a deli, called Pronto Lotto Smokeshop, located at 4004 74th Street. The civilian asked a group of plainclothes officers to arrest the male who nearly hit her and they did not. One of the officers told the civilian that if she did not leave, she would be arrested. The civilian took a photograph of the officers, but the investigation was ultimately unable to match the photograph to any known officers working that day and no NYPD paperwork was generated as a result of this incident. Thus the Board was ultimately unable to identify the officer who threatened to arrest the civilian and The Board closed the allegation as officer unidentified.

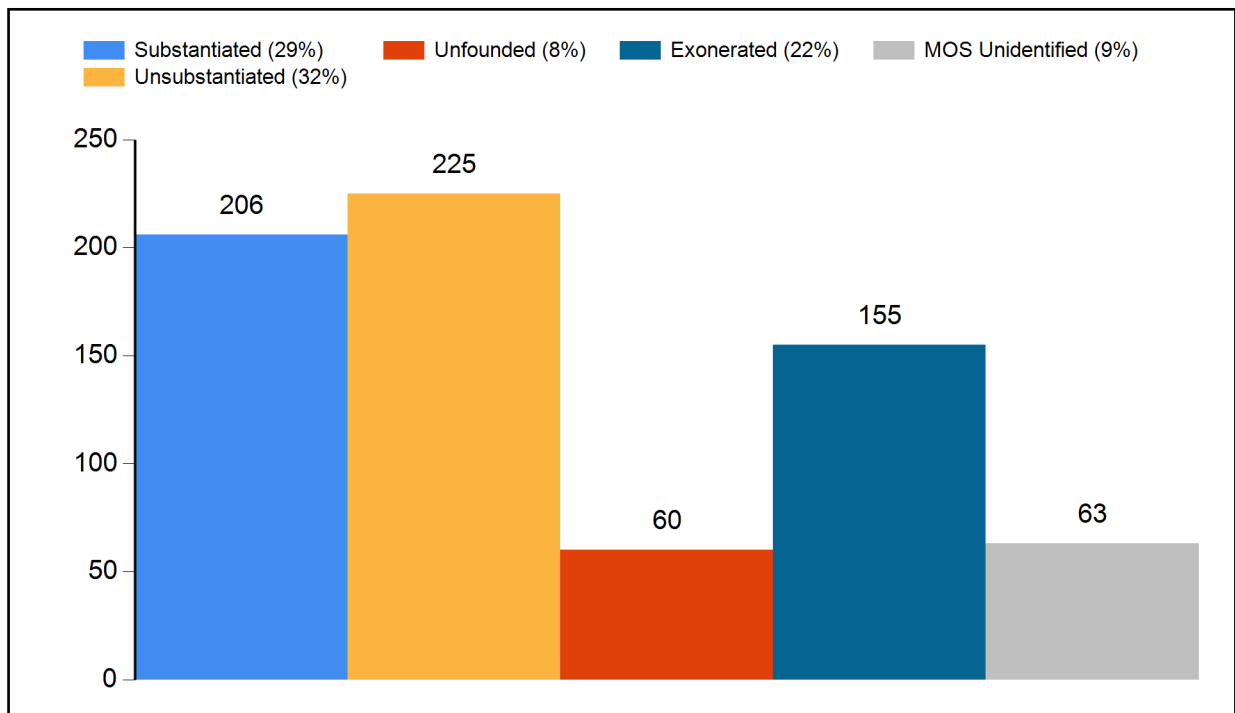
Dispositions - Full Investigations

Figure 21: Disposition Counts of Full Investigations (July 2020)



Due to the reconsideration process, counts are subject to change.

Figure 22: Disposition Counts of Full Investigations (YTD 2020)



Due to the reconsideration process, counts are subject to change.

Dispositions - All CCRB Cases

In addition to full investigations, CCRB cases can be closed through mediation and truncation. The following table lists all the CCRB case closures for the current month and year-to-date.

Figure 23: Disposition of Cases (2019 vs 2020)

	Jul 2019		Jul 2020		YTD 2019		YTD 2020	
Full Investigations	Count	% of Total	Count	% of Total	Count	% of Total	Count	% of Total
Substantiated	33	25%	23	28%	214	23%	206	29%
Exonerated	27	20%	26	32%	204	22%	155	22%
Unfounded	9	7%	6	7%	72	8%	60	8%
Unsubstantiated	58	44%	15	18%	374	40%	225	32%
MOS Unidentified	5	4%	12	15%	60	6%	63	9%
Total - Full Investigations	132		82		924		709	
Mediation Closures	Count	% of Total	Count	% of Total	Count	% of Total	Count	% of Total
Mediated	23	56%	0	NaN%	113	40%	29	100%
Mediation Attempted	18	44%	0	NaN%	169	60%	0	0%
Total - ADR Closures	41		0		282		29	
Resolved Case Total	173	56%	82	76%	1206	40%	738	37%
Truncations / Other Closures	Count	% of Total	Count	% of Total	Count	% of Total	Count	% of Total
Complaint withdrawn	29	21%	3	12%	380	21%	242	19%
Complainant/Alleged Victim/Witness uncooperative	65	47%	3	12%	871	48%	608	48%
Complainant/Alleged Victim/Witness unavailable	19	14%	9	35%	298	16%	210	17%
Alleged Victim unidentified	4	3%	0	0%	36	2%	17	1%
Closed - Pending Litigation*	18	13%	11	42%	209	12%	181	14%
Miscellaneous	1	1%	0	0%	7	0%	6	0%
Administrative closure**	1	1%	0	0%	12	1%	3	0%
Total - Other Case Dispositions	137		26		1813		1267	
Total - Closed Cases	310		108		3019		2005	

* Closed - Pending Litigation is a truncation category added in August 2017. It indicates that the complaint was truncated due to the complainant/alleged victim's attorney.

**Administrative closure is a special category that deals with NYPD's Internal Affairs Bureau-referred cases or spin off cases with no complainant/alleged victim, and in which CCRB attempts to locate or identify a complainant/alleged victim has yielded no results.

Dispositions - FADO Allegations

“Allegations” are different than “cases.” A case or complaint is based on an incident and may contain one or more allegations of police misconduct. The allegation substantiation rate is 20% for the month of July 2020, and the allegation substantiation rate is 13% year-to-date. The type of allegation the CCRB is most likely to substantiate is Discourtesy – substantiating 19% of such allegations during July 2020, and 17% for the year.

Figure 24: Disposition of Allegations (2019 vs 2020)

	Jul 2019		Jul 2020		YTD 2019		YTD 2020	
Fully Investigated Allegations	Count	%of Total	Count	%of Total	Count	%of Total	Count	%of Total
Substantiated	81	12%	79	20%	500	12%	489	13%
Unsubstantiated	233	35%	87	22%	1409	34%	1096	30%
Unfounded	64	10%	39	10%	369	9%	372	10%
Exonerated	229	34%	146	37%	1492	36%	1279	35%
MOS Unidentified	60	9%	48	12%	432	10%	394	11%
Total - Full Investigations	667		399		4202		3630	
Mediation Closures	Count	%of Total	Count	%of Total	Count	%of Total	Count	%of Total
Mediated	71	55%	0	NaN%	287	37%	76	100%
Mediation Attempted	57	45%	0	NaN%	486	63%	0	0%
Total - ADR Closures	128		0		773		76	
Truncations / Other Closures	Count	%of Total	Count	%of Total	Count	%of Total	Count	%of Total
Complaint withdrawn	76	17%	9	10%	976	18%	692	18%
Complainant/Alleged Victim/Witness uncooperative	217	49%	10	11%	2713	51%	1840	49%
Complainant/Alleged Victim/Witness unavailable	55	13%	20	22%	724	13%	540	14%
Alleged Victim unidentified	8	2%	0	0%	111	2%	46	1%
Closed - Pending Litigation	68	15%	49	53%	757	14%	564	15%
Miscellaneous	9	2%	5	5%	57	1%	71	2%
Administrative closure	6	1%	0	0%	33	1%	7	0%
Total - Other Case Dispositions	439		93		5371		3760	
Total - Closed Allegations	1234		492		10346		7466	

Figure 25: Disposition of Allegations By FADO Category (July 2020)

	Substantiated	Unsubstantiated	Exonerated	Unfounded	Officers Unidentified	Total
Force	2 4%	22 39%	25 44%	6 11%	2 4%	57 100%
Abuse of Authority	69 23%	48 16%	119 40%	23 8%	36 12%	295 100%
Discourtesy	8 19%	16 37%	2 5%	9 21%	8 19%	43 100%
Offensive Language	0 0%	1 25%	0 0%	1 25%	2 50%	4 100%
Total	79 20%	87 22%	146 37%	39 10%	48 12%	399 100%

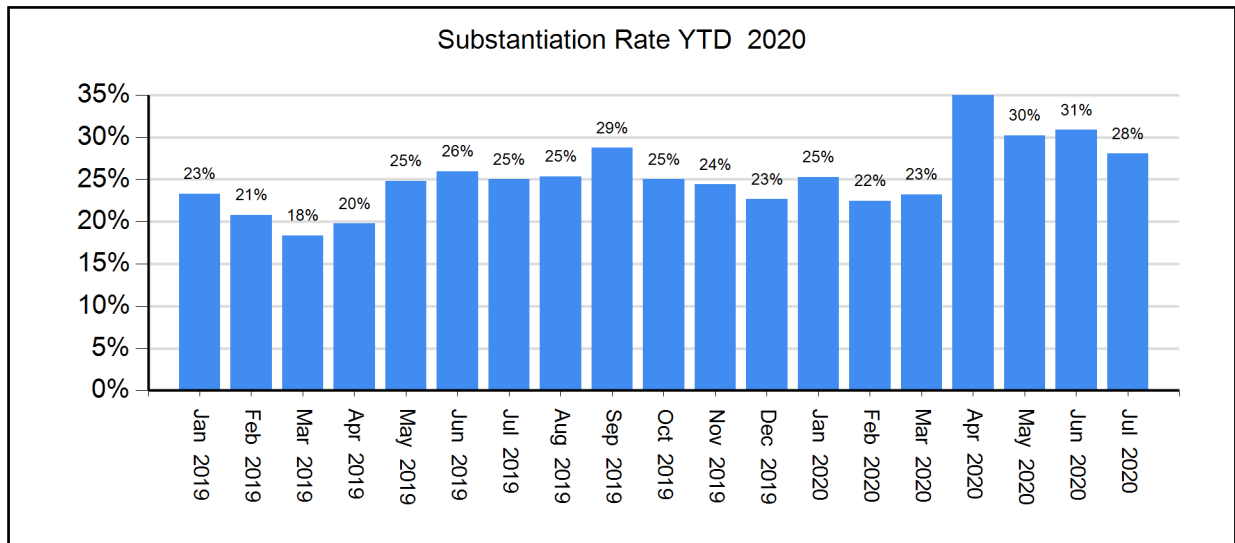
Figure 26: Disposition of Allegations By FADO Category (YTD 2020)

	Substantiated	Unsubstantiated	Exonerated	Unfounded	Officers Unidentified	Total
Force	26 4%	184 27%	310 45%	117 17%	55 8%	692 100%
Abuse of Authority	389 16%	719 29%	915 37%	185 7%	273 11%	2481 100%
Discourtesy	67 17%	155 40%	54 14%	58 15%	49 13%	383 100%
Offensive Language	7 9%	38 51%	0 0%	12 16%	17 23%	74 100%
Total	489 13%	1096 30%	1279 35%	372 10%	394 11%	3630 100%

Substantiation Rates

The July 2020 case substantiation rate was 28%.

Figure 27: Percentage of Cases Substantiated (January 2019 - July 2020)

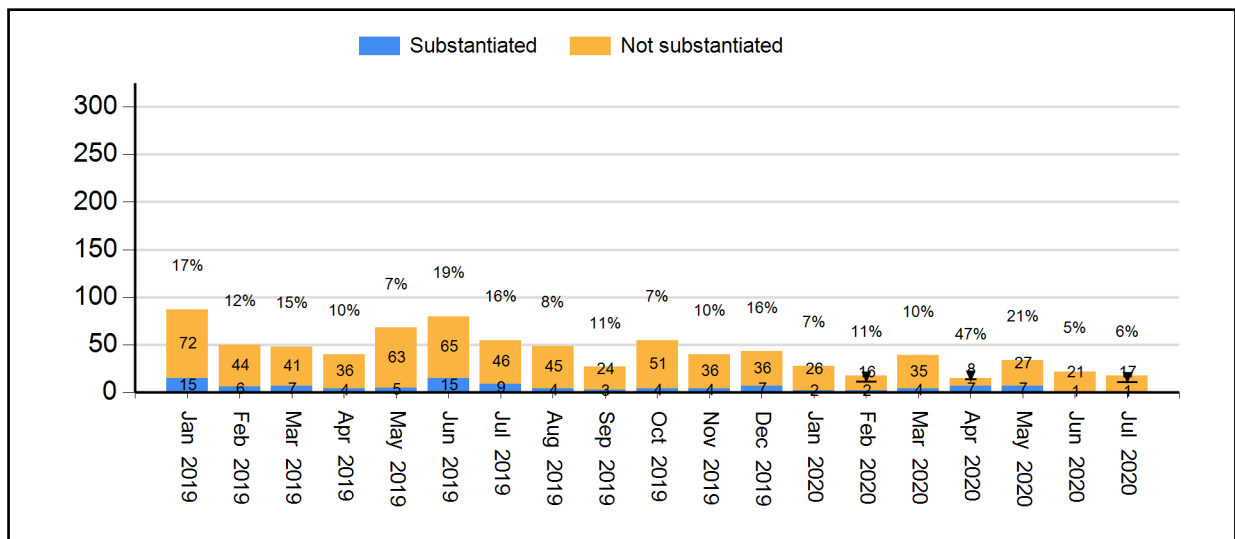


Due to the reconsideration process, counts are subject to change.

Substantiation Rates and Video

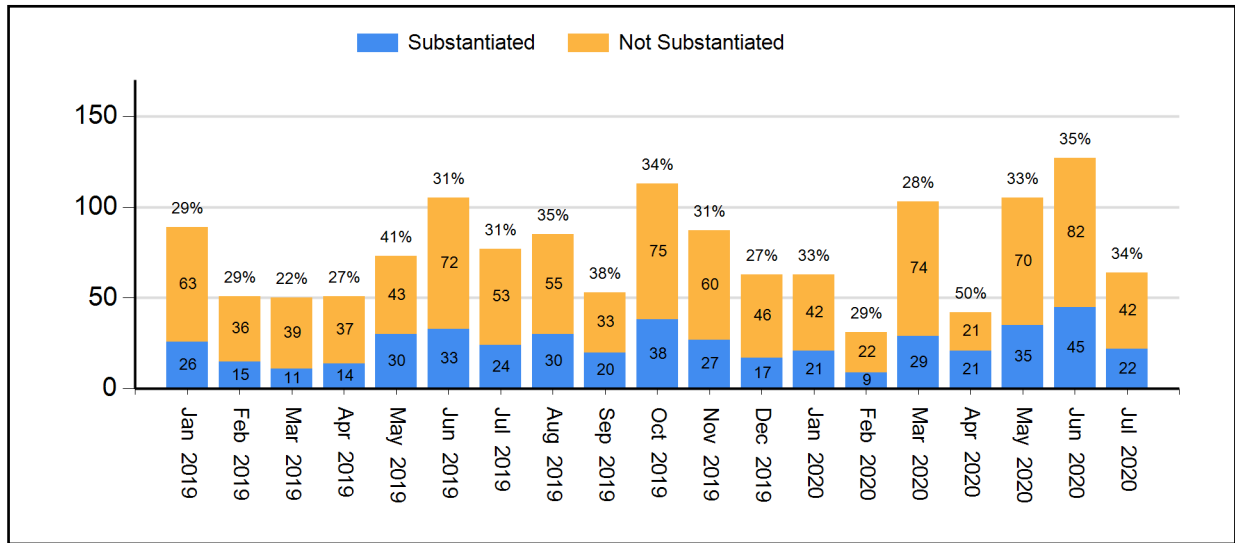
In general, investigations relying on video evidence from security cameras or personal devices result in much higher substantiation rates.

Figure 28: Substantiation Rates for Full Investigations without Video (Jan 2020 - Jul 2020)
(% substantiated shown)



Due to the reconsideration process, counts are subject to change.

Figure 29: Substantiation Rates for Full Investigations with Video (Jan 2020 - Jul 2020)
 (% substantiated shown)



Due to the reconsideration process, counts are subject to change.

Board Discipline Recommendations for Substantiated Complaints

After a CCRB investigative team has completed its investigation and recommended the substantiation of a complaint against an officer, a panel of three Board members determines whether to substantiate the allegation and make a disciplinary recommendation.

- “Charges and Specifications” are the most severe form of discipline. A decision to assign Charges commences a process that may result in an administrative trial in the NYPD Trial Room. An officer may lose vacation days, be suspended, or be terminated from the Department if the officer is found guilty.
- “Instructions” or “Formalized Training” are the least severe discipline, often recommended for officers who misunderstand a policy. This determination results in training at the command level (Instructions) or training at the Police Academy or NYPD Legal Bureau (Formalized Training).
- “Command Discipline” is recommended for misconduct that is moderately serious, but does not rise to the level of that associated with Charges. An officer can lose up to ten vacation days as a result of a Command Discipline.
- When the Board has recommended Instructions, Formalized Training or Command Discipline, the case is sent to the NYPD Commissioner to impose training and/or other penalties. Cases where the Board recommends charges are prosecuted by the CCRB’s Administrative Prosecution Unit.

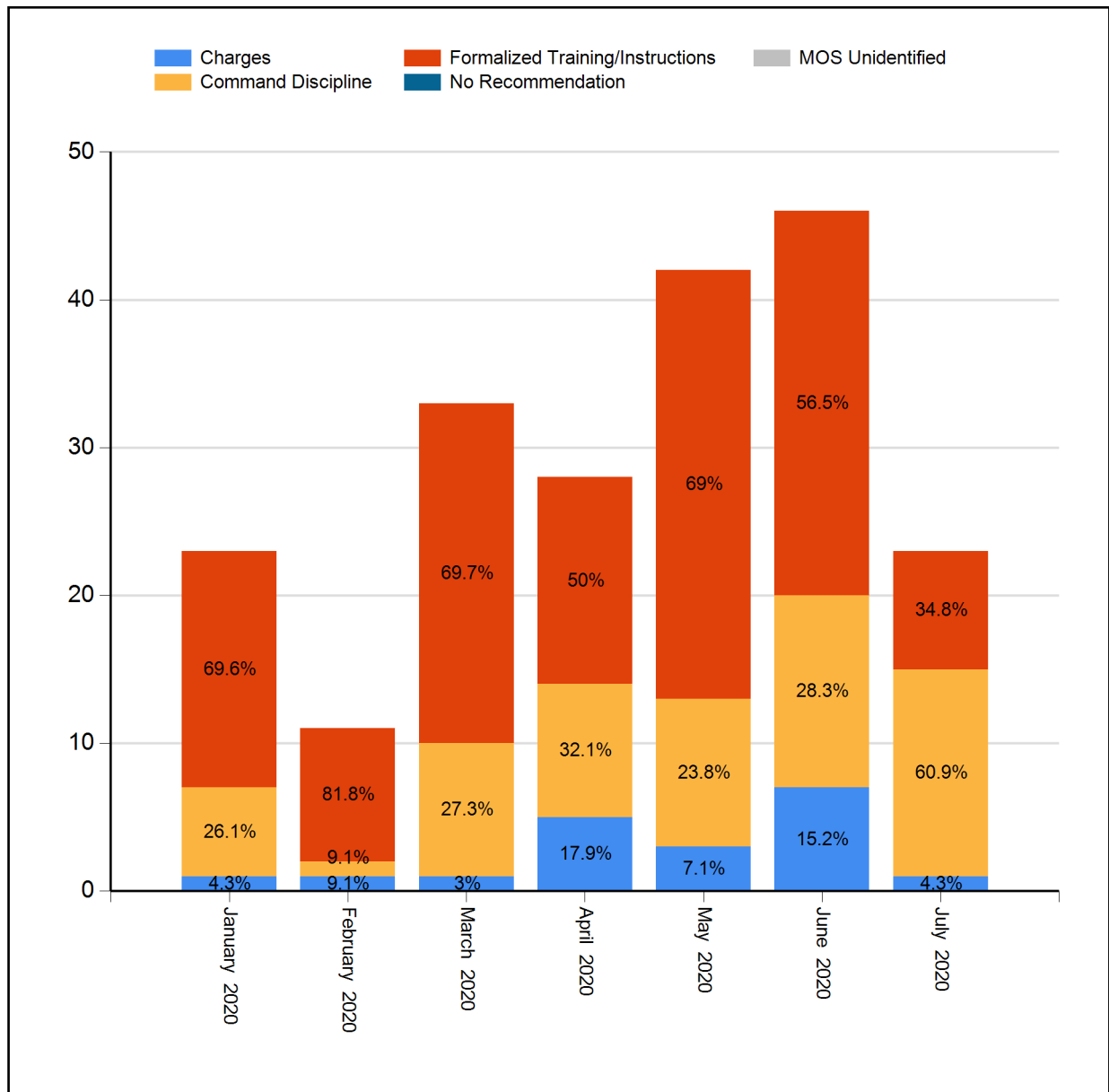
Figure 30: Board Discipline Recommendations For Substantiated Complaints*
(Jul 2019, Jul 2020, YTD 2019, YTD 2020)

Disposition	July 2019		July 2020		YTD 2019		YTD 2020	
	Count	%of Total	Count	%of Total	Count	%of Total	Count	%of Total
Charges	3	9%	1	4%	34	16%	19	9%
Command Discipline	15	45%	14	61%	84	39%	62	30%
Formalized Training	8	24%	6	26%	47	22%	56	27%
Instructions	7	21%	2	9%	49	23%	69	33%
MOS Unidentified	0	0%	0	0%	0	0%	0	0%
Total	33		23		214		206	

Due to the reconsideration process, counts are subject to change.

* A complaint containing a number of substantiated allegations against a number of different officers will typically generate a variety of different disciplinary recommendations. To determine the disciplinary recommendation associated with the complaint as a whole, the CCRB uses the most severe disciplinary recommendation made. The order of severity is: 1) Charges 2) Command Discipline 3) Formalized Training 4) Instructions.

Figure 31: Board Discipline Recommendations For Substantiated Complaints* (2020)



Due to the reconsideration process, counts are subject to change.

* A complaint containing a number of substantiated allegations against a number of different officers will typically generate a variety of different disciplinary recommendations. To determine the disciplinary recommendation associated with the complaint as a whole, the CCRB uses the most severe disciplinary recommendation made. The order of severity is: 1) Charges 2) Command Discipline 3) Formalized Training 4) Instructions.

Board Discipline Recommendations for Officers with Substantiated Allegations

A substantiated CCRB complaint may generate multiple substantiated allegations against multiple officers. Each substantiated allegation will carry its own discipline recommendation from the CCRB Board.

The following table presents the number of officers against whom discipline recommendations have been made as a result of a substantiated CCRB complaint. Where there are multiple substantiated allegations with multiple disciplinary recommendations for an officer in a complaint, the most severe disciplinary recommendation is used to determine the overall recommendation for that officer.

Figure 32: Board Discipline Recommendations for Officers with Substantiated Allegations*
(Jul 2019, Jul 2020, YTD 2019, YTD 2020)

Disposition	July 2019		July 2020		YTD 2019		YTD 2020	
	Count	%of Total	Count	%of Total	Count	%of Total	Count	%of Total
Charges	4	8.3%	2	4.9%	52	17.4%	28	8.9%
Command Discipline	21	43.8%	21	51.2%	115	38.5%	89	28.4%
Formalized Training	11	22.9%	12	29.3%	62	20.7%	79	25.2%
Instructions	12	25%	6	14.6%	70	23.4%	117	37.4%
MOS Unidentified	0	0%	0	0%	0	0%	0	0%
Total	48		41		299		313	

Due to the reconsideration process, counts are subject to change.

* The counts in this table reflect the number of distinct MOS with a substantiated allegation in each complaint.

Figure 33: Substantiated Allegations By Borough and NYPD Precinct (July 2020)

The figures in this table reflect all substantiated allegations for each MOS.

Board Disposition	FADO Category	Allegation	Precinct of Occurrence	Borough of Occurrence
Substantiated (Command Discipline A)	Abuse of Authority	Entry of Premises	24	Manhattan
Substantiated (Command Discipline A)	Abuse of Authority	Threat re: removal to hospital	24	Manhattan
Substantiated (Command Discipline A)	Abuse of Authority	Refusal to obtain medical treatment	44	Bronx
Substantiated (Formalized Training)	Abuse of Authority	Forcible Removal to Hospital	44	Bronx
Substantiated (Command Discipline A)	Abuse of Authority	Failure to provide RTKA card	44	Bronx
Substantiated (Command Discipline A)	Abuse of Authority	Vehicle search	46	Bronx
Substantiated (Command Discipline B)	Abuse of Authority	Failed to Obtain Language Interpretation	46	Bronx
Substantiated (Command Discipline B)	Abuse of Authority	Failed to Obtain Language Interpretation	46	Bronx
Substantiated (Formalized Training)	Abuse of Authority	Vehicle search	47	Bronx
Substantiated (Formalized Training)	Abuse of Authority	Vehicle search	47	Bronx
Substantiated (Formalized Training)	Abuse of Authority	Seizure of property	47	Bronx
Substantiated (Formalized Training)	Abuse of Authority	Frisk	47	Bronx
Substantiated (Command Discipline A)	Abuse of Authority	Frisk	47	Bronx
Substantiated (Command Discipline A)	Abuse of Authority	Search (of person)	47	Bronx
Substantiated (Command Discipline A)	Abuse of Authority	Stop	47	Bronx
Substantiated (Command Discipline A)	Abuse of Authority	Stop	47	Bronx
Substantiated (Formalized Training)	Abuse of Authority	Question	47	Bronx
Substantiated (Formalized Training)	Abuse of Authority	Interference with recording	47	Bronx
Substantiated (Command Discipline A)	Abuse of Authority	Failure to provide RTKA card	47	Bronx
Substantiated (Command Discipline A)	Abuse of Authority	Failure to provide RTKA card	47	Bronx
Substantiated (Formalized Training)	Discourtesy	Word	47	Bronx
Substantiated (Formalized Training)	Discourtesy	Word	47	Bronx
Substantiated (Formalized Training)	Discourtesy	Word	47	Bronx
Substantiated (Command Discipline B)	Abuse of Authority	Frisk	52	Bronx
Substantiated (Command Discipline B)	Abuse of Authority	Search (of person)	52	Bronx
Substantiated (Command Discipline B)	Abuse of Authority	Stop	52	Bronx
Substantiated (Command Discipline B)	Abuse of Authority	Stop	52	Bronx
Substantiated (Command Discipline B)	Abuse of Authority	Stop	52	Bronx
Substantiated (Command Discipline B)	Abuse of Authority	Failure to provide RTKA card	52	Bronx
Substantiated (Command Discipline B)	Abuse of Authority	Failure to provide RTKA card	52	Bronx
Substantiated (Command Discipline B)	Abuse of Authority	Failure to provide RTKA card	52	Bronx
Substantiated (Command Discipline B)	Discourtesy	Word	52	Bronx
Substantiated (Formalized Training)	Force	Physical force	61	Brooklyn
Substantiated (Command Discipline B)	Abuse of Authority	Vehicle search	67	Brooklyn
Substantiated (Command Discipline A)	Abuse of Authority	Refusal to provide shield number	67	Brooklyn
Substantiated (Command Discipline B)	Abuse of Authority	Failure to provide RTKA card	67	Brooklyn
Substantiated (Command Discipline A)	Discourtesy	Word	67	Brooklyn
Substantiated (Command Discipline A)	Abuse of Authority	Threat of arrest	68	Brooklyn
Substantiated (Command Discipline A)	Abuse of Authority	Stop	68	Brooklyn
Substantiated (Charges)	Abuse of Authority	Entry of Premises	70	Brooklyn

Board Disposition	FADO Category	Allegation	Precinct of Occurrence	Borough of Occurrence
Substantiated (Charges)	Abuse of Authority	Entry of Premises	70	Brooklyn
Substantiated (Charges)	Abuse of Authority	Property damaged	70	Brooklyn
Substantiated (Charges)	Abuse of Authority	Search of Premises	70	Brooklyn
Substantiated (Charges)	Abuse of Authority	Search of Premises	70	Brooklyn
Substantiated (Command Lvl Instructions)	Abuse of Authority	Failure to provide RTKA card	70	Brooklyn
Substantiated (Command Lvl Instructions)	Abuse of Authority	Failure to provide RTKA card	70	Brooklyn
Substantiated (Command Lvl Instructions)	Abuse of Authority	Failure to provide RTKA card	70	Brooklyn
Substantiated (Charges)	Discourtesy	Word	70	Brooklyn
Substantiated (Charges)	Discourtesy	Word	70	Brooklyn
Substantiated (Command Discipline B)	Abuse of Authority	Entry of Premises	72	Brooklyn
Substantiated (Command Discipline B)	Abuse of Authority	Entry of Premises	72	Brooklyn
Substantiated (Command Discipline B)	Abuse of Authority	Search of Premises	72	Brooklyn
Substantiated (Command Discipline B)	Abuse of Authority	Search of Premises	72	Brooklyn
Substantiated (Command Lvl Instructions)	Abuse of Authority	Entry of Premises	73	Brooklyn
Substantiated (Command Lvl Instructions)	Abuse of Authority	Entry of Premises	73	Brooklyn
Substantiated (Command Discipline B)	Abuse of Authority	Frisk	77	Brooklyn
Substantiated (Command Discipline B)	Abuse of Authority	Frisk	77	Brooklyn
Substantiated (Command Discipline B)	Abuse of Authority	Frisk	77	Brooklyn
Substantiated (Command Discipline B)	Abuse of Authority	Frisk	77	Brooklyn
Substantiated (Command Discipline B)	Abuse of Authority	Search (of person)	77	Brooklyn
Substantiated (Command Discipline B)	Abuse of Authority	Search (of person)	77	Brooklyn
Substantiated (Command Discipline B)	Abuse of Authority	Search (of person)	77	Brooklyn
Substantiated (Command Discipline B)	Abuse of Authority	Search (of person)	77	Brooklyn
Substantiated (Command Discipline B)	Abuse of Authority	Entry of Premises	79	Brooklyn
Substantiated (Command Discipline B)	Abuse of Authority	Entry of Premises	79	Brooklyn
Substantiated (Command Discipline A)	Abuse of Authority	Threat of arrest	79	Brooklyn
Substantiated (Command Discipline B)	Abuse of Authority	Threat of force (verbal or physical)	79	Brooklyn
Substantiated (Command Discipline B)	Abuse of Authority	Threat of force (verbal or physical)	79	Brooklyn
Substantiated (Command Discipline B)	Abuse of Authority	Frisk	79	Brooklyn
Substantiated (Command Discipline B)	Abuse of Authority	Frisk	79	Brooklyn
Substantiated (Command Discipline A)	Abuse of Authority	Refusal to provide shield number	79	Brooklyn
Substantiated (Command Discipline A)	Abuse of Authority	Refusal to provide shield number	79	Brooklyn
Substantiated (Command Discipline A)	Abuse of Authority	Failure to provide RTKA card	79	Brooklyn
Substantiated (Command Discipline A)	Abuse of Authority	Failure to provide RTKA card	79	Brooklyn
Substantiated (Formalized Training)	Abuse of Authority	Frisk	94	Brooklyn
Substantiated (Command Discipline A)	Discourtesy	Word	105	Queens
Substantiated (Command Discipline A)	Force	Physical force	105	Queens
Substantiated (Formalized Training)	Abuse of Authority	Entry of Premises	123	Staten Island
Substantiated (Formalized Training)	Abuse of Authority	Entry of Premises	123	Staten Island

Truncations

A “truncation” is a case that is not fully investigated, either because the complainant/alleged victim withdraws the complaint; is uncooperative with the investigation; is not available for the investigative team to interview; or is never identified. The CCRB constantly seeks to lower the number of truncations.

Figure 34: Truncated Allegations (July 2020)

	Withdrawn	Uncooperative	Unavailable	Civilian Unidentified	Pending Litigation*	Total
Force	5	3	18	0	22	48
Abuse of Authority	4	7	2	0	25	38
Discourtesy	0	0	0	0	2	2
Offensive Language	0	0	0	0	0	0
Total	9	10	20	0	49	88

Figure 35: Truncated CCRB Complaints (July 2020)

	Withdrawn	Uncooperative	Unavailable	Civilian Unidentified	Pending Litigation*	Total
Total	3	3	9	0	11	26

Figure 36: Truncated Allegations (YTD 2020)

	Withdrawn	Uncooperative	Unavailable	Civilian Unidentified	Pending Litigation*	Total
Force	122	407	195	8	314	1046
Abuse of Authority	496	1237	288	35	221	2277
Discourtesy	59	158	44	2	25	288
Offensive Language	15	38	13	1	4	71
Total	692	1840	540	46	564	3682

Figure 37: Truncated CCRB Complaints (YTD 2020)

	Withdrawn	Uncooperative	Unavailable	Civilian Unidentified	Pending Litigation*	Total
Total	242	608	210	17	181	1258

*Pending Litigation is a truncation category added in August 2017. It indicates that the complaint was truncated due to the complainant/alleged victim's attorney.

Complaints Against Officers Assigned to Police Service Areas

The Police Service Areas (PSA) are commands that police New York City Housing Developments throughout the five boroughs. PSA complaints are defined as complaints that contain at least one FADO allegation against an officer assigned to a PSA command.

Figure 38: PSA Complaints Closed as % of Total Complaints Closed

	Jul 2019	Jul 2020	YTD 2019	YTD 2020
PSA Complaints	10	4	100	88
Total Complaints	310	108	3019	2005
PSA Complaints as % of Total	3.2%	3.7%	3.3%	4.4%

A single PSA complaint may contain allegations against multiple officers assigned to multiple PSA commands. The following table breaks out the different PSAs and shows the number of officers assigned to each PSA against whom FADO allegations have been made.

Figure 39: Closed Complaints Against Officers Assigned to a PSA

	Jul 2019	Jul 2020	YTD 2019	YTD 2020
PSA 1	2	0	23	11
PSA 2	0	0	20	24
PSA 3	0	3	7	22
PSA 4	2	1	43	14
PSA 5	3	0	19	15
PSA 6	2	0	19	16
PSA 7	5	2	14	52
PSA 8	2	0	14	13
PSA 9	3	0	15	7
Total	19	6	174	174

Complaints typically contain more than one allegation. The following table shows the allegations made against officers assigned to PSA commands broken out by FADO type.

Figure 40: Closed Allegations Against Officers Assigned to a PSA by FADO Type

	Jul 2019		Jul 2020		YTD 2019		YTD 2020	
	Count	% of Total	Count	% of Total	Count	% of Total	Count	% of Total
Force (F)	12	46%	2	25%	73	32%	71	31%
Abuse of Authority (A)	9	35%	5	63%	121	53%	119	52%
Discourtesy (D)	4	15%	1	13%	23	10%	30	13%
Offensive Language (O)	1	4%	0	0%	10	4%	7	3%
Total	26	100%	8	101%	227	99%	227	99%

Dispositions of Officers Assigned to PSAs

The following tables show the Board disposition of officers assigned to a PSA with a FADO allegation made against them.

Figure 41: Disposition of PSA Officers (2019 vs 2020)

	Jul 2019		Jul 2020		YTD 2019		YTD 2020	
Full Investigations	Count	%of Total	Count	%of Total	Count	%of Total	Count	%of Total
Substantiated	2	29%	0	0%	13	17%	19	23%
Exonerated	2	29%	3	60%	25	32%	31	37%
Unfounded	0	0%	1	20%	4	5%	9	11%
Unsubstantiated	3	43%	1	20%	36	46%	25	30%
MOS Unidentified	0	0%	0	0%	0	0%	0	0%
Total - Full Investigations	7		5		78		84	
Mediation Closures	Count	%of Total	Count	%of Total	Count	%of Total	Count	%of Total
Mediated	2	67%	0	0%	7	32%	2	100%
Mediation Attempted	1	33%	0	0%	15	68%	0	0%
Total - ADR Closures	3		0		22		2	
Resolved Case Total	10	53%	5	83%	100	57%	86	49%
Truncations / Other Closures	Count	%of Total	Count	%of Total	Count	%of Total	Count	%of Total
Complaint withdrawn	2	22%	0	0%	12	16%	16	18%
Complainant/Alleged Victim/Witness uncooperative	4	44%	0	0%	39	53%	45	51%
Complainant/Alleged Victim/Witness unavailable	1	11%	1	100%	11	15%	19	22%
Alleged Victim unidentified	0	0%	0	0%	1	1%	0	0%
Closed - Pending Litigation*	2	22%	0	0%	11	15%	8	9%
Miscellaneous	0	0%	0	0%	0	0%	0	0%
Administrative closure*	0	0%	0	0%	0	0%	0	0%
Total - Other Case Dispositions	9		1		74		88	
Total - Closed Cases	19		6		174		174	

* Closed - Pending Litigation is a truncation category added in August 2017. It indicates that the complaint was truncated due to the complainant/alleged victim's attorney.

**Administrative closure is a special category that deals with NYPD's Internal Affairs Bureau-referred cases or spin off cases with no complainant/alleged victim, and in which CCRB attempts to locate or identify a complainant/alleged victim has yielded no results.

Mediation Unit

Whenever mediation between a complainant/alleged victim and subject officer is suitable, it is offered by CCRB investigators. If the complainant/alleged victim and subject officer both agree to participate, a neutral, third-party mediator facilitates a conversation between the parties. “Mediation Attempted” refers to a situation in which an officer agrees to mediate and the complainant becomes unavailable (after the complainant initially agreed to mediation). The chart below indicates the number of mediations and attempted mediations in July and this year.

Figure 42: Mediated Complaints Closed

	July 2020			YTD 2020		
	Mediated	Mediation Attempted	Total	Mediated	Mediation Attempted	Total
Mediated Complaints	0	0	0	29	0	29

Figure 43: Mediated FADO Allegations Closed

	July 2020			YTD 2020		
	Mediated	Mediation Attempted	Total	Mediated	Mediation Attempted	Total
Force	0	0	0	1	0	1
Abuse of Authority	0	0	0	61	0	61
Discourtesy	0	0	0	11	0	11
Offensive Language	0	0	0	3	0	3
Total	0	0	0	76	0	76

Figure 44: Mediated Complaints By Borough (July 2020)

	Mediations
	0
Bronx	0
Brooklyn	0
Manhattan	0
Queens	0
Staten Island	0

Figure 45: Mediated Allegations By Borough (July 2020)

	Mediations
Bronx	0
Brooklyn	0
Manhattan	0
Queens	0
Staten Island	0

**Figure 46: Mediated Complaints By Precinct
(Jul 2020 - YTD 2020)**

Precinct	Jul 2020	YTD 2020	Precinct	Jul 2020	YTD 2020
19	0	1	62	0	1
23	0	1	67	0	1
24	0	1	71	0	1
28	0	2	75	0	1
34	0	1	78	0	3
43	0	1	81	0	1
44	0	1	84	0	1
45	0	1	103	0	1
47	0	1	104	0	1
50	0	2	107	0	1
52	0	1	110	0	1
61	0	1	121	0	1
			122	0	1

**Figure 47: Mediated Allegations By Precinct
(Jul 2020 - YTD 2020)**

Precinct	Jul 2020	YTD 2020	Precinct	Jul 2020	YTD 2020
19	0	5	62	0	1
23	0	1	67	0	2
24	0	1	71	0	9
28	0	4	75	0	8
34	0	2	78	0	4
43	0	3	81	0	3
44	0	1	84	0	1
45	0	1	103	0	4
47	0	5	104	0	1
50	0	2	107	0	2
52	0	9	110	0	1
61	0	2	121	0	3
			122	0	1

Administrative Prosecution Unit

The CCRB's Administrative Prosecution Unit (APU) prosecutes police misconduct cases when the Board has recommended charges, in the NYPD Trial Room. The APU is also able to offer pleas to officers who admit guilt rather than going to trial. Following a plea agreement or the conclusion of a disciplinary trial, cases are sent to the Police Commissioner for final penalties.

Figure 48: Administrative Prosecution Unit Case Closures

Disposition Category	Prosecution Disposition	Jul 2020	YTD 2020
Disciplinary Action	Not guilty after trial but Discipline Imposed	0	0
	Guilty after trial	2	7
	Trial verdict dismissed by PC, Comm. Disc. A imposed	0	0
	Trial verdict dismissed by PC, Comm. Disc. B imposed	0	0
	Trial verdict dismissed by PC, Formalized Training imposed	0	0
	Trial verdict dismissed by PC, Instructions imposed	0	0
	Trial verdict reversed by PC, Final verdict Guilty	0	0
	Resolved by plea	0	3
	Plea set aside, Comm. Disc. B	0	0
	Plea set aside, Comm. Disc. A	0	0
	Plea set aside, Formalized Training	0	0
	Plea set aside, Instructions	0	0
	*Retained, with discipline	1	6
	Disciplinary Action Total	3	16
No Disciplinary Action	Not guilty after trial	0	13
	Trial verdict reversed by PC, Final verdict Not Guilty	0	3
	Plea set aside, Without discipline	0	0
	**Retained, without discipline	1	1
	Dismissed by APU	0	0
	SOL Expired in APU	0	0
	No Disciplinary Action Total	1	17
Not Adjudicated	Charges not filed	0	0
	Deceased	0	0
	Other	0	1
	***Previously adjudicated, with discipline	0	0
	***Previously adjudicated, without discipline	0	0
	†Reconsidered by CCRB Board	0	0
	Retired	0	0
	SOL Expired prior to APU	0	0
	Not Adjudicated Total	0	1
	Total Closures	4	34

*Retained cases are those in which the Department kept jurisdiction pursuant to Section 2 of the April 2, 2012 Memorandum of Understanding between the NYPD and the CCRB.

** When the Department keeps jurisdiction pursuant to Section 2 and does not impose any discipline on the officer, it is the equivalent of a category referred to as "Department Unable to Prosecute" (DUP). Cases are referred to as DUP when the department decides that it will not discipline an officer against whom the Board recommended discipline other than charges.

*** In some cases, the Department conducts its own investigation and prosecution prior to the completion of the CCRB's investigation. In those cases, the APU does not conduct a second prosecution.

† Under the Board's reconsideration process, an officer who has charges recommended as the penalty for a substantiated allegation may have the recommended penalty changed to something other than charges or have the disposition changed to something other than substantiated. In those cases, the APU ceases its prosecution.

NYPD Discipline

Under the New York City Charter, the Police Commissioner makes the final decision regarding discipline and the outcome of disciplinary trials.

The first chart reflects NYPD-imposed discipline for cases brought by the APU (Charges).

The chart on the following page reflects cases referred to the Police Commissioner where the Board recommended Command Discipline, Formalized Training or Instructions.

Figure 49: NYPD Discipline Imposed for Adjudicated APU Cases

Discipline*	July 2020	YTD 2020
Terminated	0	0
Suspension for or loss of vacation time of 31 or more days and/or Dismissal Probation	0	0
Suspension for or loss of vacation time of 21 to 30 days	0	0
Suspension for or loss of vacation time of 11 to 20 days	0	3
Suspension for or loss of vacation time of 1 to 10 days	2	10
Command Discipline B	0	2
Command Discipline A	0	3
Formalized Training**	0	0
Instructions***	1	1
Warned & Admonished/Reprimanded	0	0
Disciplinary Action† Total	3	19
No Disciplinary Action†	1	14
Adjudicated Total	4	33
Discipline Rate	75%	58%
Not Adjudicated† Total	0	1
Total Closures	4	34

*Where more than one penalty is imposed on a respondent, it is reported under the more severe penalty.

** Formalized training is conducted by the Police Academy, the NYPD Legal Bureau, or other NYPD Unit.

*** Instructions are conducted at the command level.

† The case closure types that define the "Disciplinary Action", "No Disciplinary Action" and "Not Adjudicated" categories are listed in Figure 43 on the previous page.

Figure 50: NYPD Discipline Imposed for Non-APU Cases

Disposition	Disposition Type*	July 2020	YTD 2020
Disciplinary Action	Terminated	0	0
	Suspension for or loss of vacation time of 31 or more days and/or Dismissal Probation	0	0
	Suspension for or loss of vacation time of 21 to 30 days	0	0
	Suspension for or loss of vacation time of 11 to 20 days	0	0
	Suspension for or loss of vacation time of 1 to 10 days	0	0
	Command Discipline B	4	25
	Command Discipline A	7	58
	Formalized Training**	5	69
	Instructions***	11	133
	Warned & admonished/Reprimanded	0	0
	Total	27	285
No Disciplinary Action	Filed ††	2	4
	SOL Expired	0	0
	Department Unable to Prosecute†††	0	23
	No Finding ††††	0	7
	Total	2	34
	Discipline Rate	93%	89%
	DUP Rate	0%	7%

*Where the respondent is found guilty of charges, and the penalty imposed would fall into more than one of the above listed categories, it is reported under the more severe penalty.

** Formalized training is conducted by the Police Academy, the NYPD Legal Bureau, or other NYPD Unit.

*** Instructions are conducted at the command level.

† Trial outcomes in non-APU cases typically involve MOS who turned down command discipline, prompting the police department to proceed with charges.

†† "Filed" is a term used when the police department is not required to take action against the subject officer because the officer has resigned or retired from the department, or has been terminated.

††† When the department decides that it will not discipline an officer against whom the Board recommended discipline other than charges, those cases are referred to as "Department Unable to Prosecute," or DUP.

†††† "No Finding" refers to cases which the department reports as "Administratively Closed."

Figure 51: NYPD Discipline Imposed for Allegations - Non-APU Cases (July 2020)

Board Disposition	FADO Type	Allegation	Precinct	Borough	NYPD Discipline
Substantiated (Formalized Training)	A	Entry of Premises	7	Manhattan	Formalized Training
Substantiated (Formalized Training)	A	Failure to provide RTKA card	7	Manhattan	Formalized Training
Substantiated (Command Lvl Instructions)	A	Failure to provide RTKA card	18	Manhattan	Instructions
Substantiated (Command Discipline A)	A	Other	25	Manhattan	Command Discipline A
Substantiated (Command Discipline B)	F	Physical force	40	Bronx	Command Discipline B
Substantiated (Command Discipline A)	A	Refusal to process civilian complaint	40	Bronx	Command Discipline A
Substantiated (Command Discipline A)	A	Refusal to process civilian complaint	40	Bronx	Command Discipline A
Substantiated (Formalized Training)	A	Vehicle search	43	Bronx	No Discipline
Substantiated (Formalized Training)	A	Question	43	Bronx	No Discipline
Substantiated (Formalized Training)	A	Refusal to provide shield number	43	Bronx	No Discipline
Substantiated (Command Discipline A)	D	Word	44	Bronx	Command Discipline A
Substantiated (Command Discipline A)	A	Search of Premises	47	Bronx	Command Discipline A
Substantiated (Command Lvl Instructions)	A	Failure to provide RTKA card	47	Bronx	Instructions
Substantiated (Formalized Training)	A	Threat of summons	48	Bronx	Formalized Training
Substantiated (Formalized Training)	A	Threat of arrest	48	Bronx	Formalized Training
Substantiated (Formalized Training)	A	Stop	48	Bronx	Formalized Training
Substantiated (Formalized Training)	A	Stop	48	Bronx	Formalized Training
Substantiated (Command Discipline A)	A	Threat of arrest	52	Bronx	Command Discipline A
Substantiated (Command Discipline A)	A	Stop	52	Bronx	Command Discipline A
Substantiated (Command Discipline A)	A	Stop	52	Bronx	Command Discipline A
Substantiated (Command Discipline A)	O	Improper use of body-worn camera	52	Bronx	Command Discipline A
Substantiated (Formalized Training)	D	Word	60	Brooklyn	Instructions
Substantiated (Command Lvl Instructions)	A	Failure to provide RTKA card	62	Brooklyn	Instructions
Substantiated (Command Lvl Instructions)	A	Failure to provide RTKA card	62	Brooklyn	Instructions
Substantiated (Command Lvl Instructions)	A	Failure to provide RTKA card	62	Brooklyn	Instructions
Substantiated (Formalized Training)	A	Entry of Premises	67	Brooklyn	Formalized Training
Substantiated (Command Discipline B)	F	Hit against inanimate object	67	Brooklyn	Command Discipline B
Substantiated (Command Discipline B)	F	Physical force	67	Brooklyn	Command Discipline B
Substantiated (Formalized Training)	A	Search of Premises	67	Brooklyn	Formalized Training
Substantiated (Command Lvl Instructions)	A	Photography/Videography	67	Brooklyn	Instructions

Board Disposition	FADO Type	Allegation	Precinct	Borough	NYPD Discipline
Substantiated (Formalized Training)	A	Frisk	69	Brooklyn	Formalized Training
Substantiated (Command Lvl Instructions)	D	Word	70	Brooklyn	Instructions
Substantiated (Command Lvl Instructions)	E	Physical disability	70	Brooklyn	Instructions
Substantiated (Command Discipline B)	A	Entry of Premises	75	Brooklyn	No Discipline
Substantiated (Command Discipline A)	A	Retaliatory summons	78	Brooklyn	Command Discipline A
Substantiated (Command Discipline A)	A	Refusal to provide name	78	Brooklyn	Command Discipline A
Substantiated (Command Lvl Instructions)	A	Refusal to provide name	78	Brooklyn	Instructions
Substantiated (Command Discipline A)	A	Refusal to provide shield number	78	Brooklyn	Command Discipline A
Substantiated (Command Lvl Instructions)	A	Refusal to provide shield number	78	Brooklyn	Instructions
Substantiated (Command Lvl Instructions)	A	Failure to provide RTKA card	79	Brooklyn	Instructions
Substantiated (Command Discipline B)	A	Entry of Premises	81	Brooklyn	Command Discipline B
Substantiated (Command Discipline B)	A	Entry of Premises	81	Brooklyn	Command Discipline B
Substantiated (Command Lvl Instructions)	A	Failure to provide RTKA card	113	Queens	Instructions

Figure 52: NYPD Discipline Imposed for Allegations - APU Adjudicated Cases (July 2020)

Board Disposition	FADO Type	Allegation	Precinct	Borough	NYPD Discipline
Substantiated (Charges)	A	Entry of Premises	70	Brooklyn	Instructions
Substantiated (Charges)	A	Search of Premises	70	Brooklyn	Instructions
Substantiated (Charges)	F	Other	120	Staten Island	No Discipline (Retained, without discipline)
Substantiated (Charges)	A	Entry of Premises	121	Staten Island	Forfeit vacation 3 day(s)
Substantiated (Charges)	D	Other	121	Staten Island	Forfeit vacation 3 day(s)
Substantiated (Charges)	A	Search of Premises	121	Staten Island	Forfeit vacation 3 day(s)

Appendix

Over the years, the CCRB has made many types of data publicly available. In reorganizing the Monthly Report, we do not intend to remove any valuable information from the public domain. However, the Agency believes that some information is essential to place in the main body of the Monthly Report, while more granular charts and figures are better suited to the Appendix. We welcome you to contact the CCRB at www.nyc.gov or 212-912-7235 if you are having difficulty finding information on CCRB data that was formerly available.

Figure 53: CCRB Open Docket - Age of CCRB Cases Based On Incident Date

	July 2020		June 2020		Change	% Change
	Count	% of Total	Count	% of Total		
Cases 0-4 Months	1567	55.7%	1542	58.5%	25	1.6%
Cases 5-7 Months	523	18.6%	421	16.0%	102	24.2%
Cases 8 Months	108	3.8%	118	4.5%	-10	-8.5%
Cases 9 Months	106	3.8%	103	3.9%	3	2.9%
Cases 10 Months	96	3.4%	110	4.2%	-14	-12.7%
Cases 11 Months	97	3.4%	97	3.7%	0	0.0%
Cases 12 Months	92	3.3%	78	3.0%	14	17.9%
Cases 13 Months	70	2.5%	54	2.0%	16	29.6%
Cases 14 Months	52	1.8%	37	1.4%	15	40.5%
Cases 15 Months	36	1.3%	28	1.1%	8	28.6%
Cases 16 Months	20	0.7%	11	0.4%	9	81.8%
Cases 17 Months	9	0.3%	12	0.5%	-3	-25.0%
Cases 18 Months	11	0.4%	5	0.2%	6	120.0%
Cases Over 18 Months	27	1.0%	20	0.8%	7	35.0%
NA	0	0.0%	0	0.0%	0	NA
Total	2814	100.0%	2636	100.0%	178	6.8%

Figure 54: CCRB Open Docket - Age of CCRB Cases Based On CCRB Received Date

	July 2020		June 2020			
	Count	% of Total	Count	% of Total	Change	% Change
Cases 0-4 Months	1722	61.2%	1689	64.1%	33	2.0%
Cases 5-7 Months	497	17.7%	410	15.6%	87	21.2%
Cases 8 Months	112	4.0%	103	3.9%	9	8.7%
Cases 9 Months	91	3.2%	84	3.2%	7	8.3%
Cases 10 Months	79	2.8%	111	4.2%	-32	-28.8%
Cases 11 Months	98	3.5%	76	2.9%	22	28.9%
Cases 12 Months	70	2.5%	65	2.5%	5	7.7%
Cases 13 Months	58	2.1%	38	1.4%	20	52.6%
Cases 14 Months	34	1.2%	24	0.9%	10	41.7%
Cases 15 Months	23	0.8%	14	0.5%	9	64.3%
Cases 16 Months	10	0.4%	7	0.3%	3	42.9%
Cases 17 Months	5	0.2%	2	0.1%	3	150.0%
Cases 18 Months	2	0.1%	3	0.1%	-1	-33.3%
Cases Over 18 Months	13	0.5%	10	0.4%	3	30.0%
NA	0	0.0%	0	0.0%	0	NA
Total	2814	100.0%	2636	100.0%	178	6.8%

Figure 55: CCRB Investigations Docket - Age of CCRB Cases Based On Incident Date

	July 2020		June 2020			
	Count	% of Total	Count	% of Total	Change	% Change
Cases 0-4 Months	1036	60.4%	1136	66.8%	-100	-8.8%
Cases 5-7 Months	288	16.8%	225	13.2%	63	28.0%
Cases 8 Months	55	3.2%	58	3.4%	-3	-5.2%
Cases 9 Months	60	3.5%	50	2.9%	10	20.0%
Cases 10 Months	50	2.9%	54	3.2%	-4	-7.4%
Cases 11 Months	53	3.1%	45	2.6%	8	17.8%
Cases 12 Months	44	2.6%	33	1.9%	11	33.3%
Cases 13 Months	32	1.9%	31	1.8%	1	3.2%
Cases 14 Months	29	1.7%	21	1.2%	8	38.1%
Cases 15 Months	22	1.3%	13	0.8%	9	69.2%
Cases 16 Months	12	0.7%	6	0.4%	6	100.0%
Cases 17 Months	5	0.3%	7	0.4%	-2	-28.6%
Cases 18 Months	7	0.4%	5	0.3%	2	40.0%
Cases Over 18 Months	22	1.3%	16	0.9%	6	37.5%
NA	0	0.0%	0	0.0%	0	NA
Total	1715	100.0%	1700	100.0%	15	0.9%

Figure 56: CCRB DA Hold Docket - Age of CCRB Cases Based On Incident Date

	July 2020	
	Count	% of Total
Cases 0-4 Months	7	63.6%
Cases 5-7 Months	1	9.1%
Cases 8 Months	0	0.0%
Cases 9 Months	0	0.0%
Cases 10 Months	0	0.0%
Cases 11 Months	0	0.0%
Cases 12 Months	1	9.1%
Cases 13 Months	0	0.0%
Cases 14 Months	0	0.0%
Cases 15 Months	1	9.1%
Cases 16 Months	0	0.0%
Cases 17 Months	0	0.0%
Cases 18 Months	0	0.0%
Cases Over 18 Months	1	9.1%
NA	0	0.0%
Total	11	100.0%

Figure 57: Disposition of Force Allegations (YTD 2020)

Force Allegation	Substantiated		Exonerated		Unsubstantiated		Unfounded		Officer Unidentified		Miscellaneous	
	Count	%	Count	%	Count	%	Count	%	Count	%	Count	%
Gun Pointed	0	0%	11	31.4%	11	31.4%	8	22.9%	5	14.3%	0	0%
Gun fired	0	0.0%	0	0.0%	0	0.0%	0	0.0%	0	0.0%	0	0.0%
Nightstick as club (incl asp & baton)	0	0%	2	40%	2	40%	1	20%	0	0%	0	0%
Gun as club	0	0%	0	0%	1	50%	0	0%	1	50%	0	0%
Radio as club	1	100%	0	0%	0	0%	0	0%	0	0%	0	0%
Flashlight as club	0	0.0%	0	0.0%	0	0.0%	0	0.0%	0	0.0%	0	0.0%
Police shield	0	0%	1	50%	1	50%	0	0%	0	0%	0	0%
Vehicle	1	14.3%	0	0%	4	57.1%	1	14.3%	1	14.3%	0	0%
Other blunt instrument as a club	0	0%	0	0%	0	0%	1	50%	1	50%	0	0%
Hit against inanimate object	1	6.7%	2	13.3%	6	40%	4	26.7%	2	13.3%	0	0%
Chokehold	2	9.1%	0	0%	9	40.9%	7	31.8%	4	18.2%	0	0%
Pepper spray	1	7.7%	1	7.7%	11	84.6%	0	0%	0	0%	0	0%
Physical force	18	3.5%	267	52.5%	107	21%	82	16.1%	35	6.9%	0	0%
Handcuffs too tight	0	0%	0	0%	4	57.1%	2	28.6%	1	14.3%	0	0%
Nonlethal restraining device	0	0%	26	74.3%	6	17.1%	3	8.6%	0	0%	0	0%
Animal	0	0.0%	0	0.0%	0	0.0%	0	0.0%	0	0.0%	0	0.0%
Other	0	0%	0	0%	1	50%	1	50%	0	0%	0	0%
Restricted Breathing	2	5.7%	0	0%	21	60%	7	20%	5	14.3%	0	0%
Total	26	3.8%	310	44.8%	184	26.6%	117	16.9%	55	7.9%	0	0%

Figure 58: Disposition of Abuse of Authority Allegations (YTD 2020)

Abuse of Authority Allegation	Substantiated		Exonerated		Unsubstantiated		Unfounded		Officer Unidentified		Miscellaneous	
	Count	%	Count	%	Count	%	Count	%	Count	%	Count	%
Gun Drawn	0	0%	6	75%	2	25%	0	0%	0	0%	0	0%
Entry of Premises	41	15.4%	181	68%	29	10.9%	4	1.5%	10	3.8%	1	0.4%
Strip-searched	13	41.9%	2	6.5%	12	38.7%	4	12.9%	0	0%	0	0%
Vehicle stop	1	1.1%	51	53.7%	35	36.8%	0	0%	8	8.4%	0	0%
Vehicle search	15	10.1%	68	45.9%	49	33.1%	8	5.4%	8	5.4%	0	0%
Threat of summons	1	4.5%	13	59.1%	8	36.4%	0	0%	0	0%	0	0%
Threat of arrest	14	7.2%	108	55.7%	42	21.6%	12	6.2%	18	9.3%	0	0%
Threat to notify ACS	0	0%	3	42.9%	2	28.6%	1	14.3%	1	14.3%	0	0%
Threat of force (verbal or physical)	17	14%	35	28.9%	39	32.2%	15	12.4%	15	12.4%	0	0%
Threat to damage/seize property	0	0%	11	35.5%	11	35.5%	3	9.7%	6	19.4%	0	0%
Property damaged	6	11.1%	12	22.2%	14	25.9%	6	11.1%	15	27.8%	1	1.9%
Refusal to process civilian complaint	10	25%	0	0%	15	37.5%	0	0%	15	37.5%	0	0%
Retaliatory arrest	7	100%	0	0%	0	0%	0	0%	0	0%	0	0%
Retaliatory summons	1	16.7%	1	16.7%	4	66.7%	0	0%	0	0%	0	0%
Refusal to obtain medical treatment	3	7.9%	0	0%	15	39.5%	14	36.8%	6	15.8%	0	0%
Improper dissemination of medical info	0	0%	0	0%	4	80%	0	0%	1	20%	0	0%
Other	11	35.5%	14	45.2%	5	16.1%	1	3.2%	0	0%	0	0%
Seizure of property	4	8.2%	30	61.2%	10	20.4%	1	2%	4	8.2%	0	0%
Refusal to show search warrant	1	3.7%	1	3.7%	18	66.7%	2	7.4%	5	18.5%	0	0%
Frisk	25	16.8%	44	29.5%	55	36.9%	3	2%	22	14.8%	0	0%
Search (of person)	13	11.6%	23	20.5%	53	47.3%	2	1.8%	21	18.8%	0	0%
Stop	25	17.9%	66	47.1%	25	17.9%	0	0%	24	17.1%	0	0%
Question	8	12.3%	19	29.2%	20	30.8%	2	3.1%	16	24.6%	0	0%
Refusal to show arrest warrant	0	0%	1	14.3%	4	57.1%	1	14.3%	1	14.3%	0	0%
Interference with recording	9	18%	15	30%	8	16%	14	28%	4	8%	0	0%
Search of recording device	2	18.2%	0	0%	6	54.5%	2	18.2%	1	9.1%	0	0%
Electronic device information deletion	1	20%	0	0%	2	40%	1	20%	1	20%	0	0%
Forcible Removal to Hospital	11	7.4%	121	81.8%	11	7.4%	3	2%	1	0.7%	1	0.7%
Threat re: removal to hospital	4	33.3%	3	25%	5	41.7%	0	0%	0	0%	0	0%

Threat re: immigration status	0	0.0%	0	0.0%	0	0.0%	0	0.0%	0	0.0%	0	0.0%
Disseminated immigration status	0	0.0%	0	0.0%	0	0.0%	0	0.0%	0	0.0%	0	0.0%
Questioned immigration status	0	0%	2	50%	0	0%	2	50%	0	0%	0	0%
Search of Premises	18	14.5%	69	55.6%	27	21.8%	3	2.4%	7	5.6%	0	0%
Sex Miscon (Sexual Harassment, Verbal)	0	0%	0	0%	5	55.6%	1	11.1%	3	33.3%	0	0%
Sex Miscon (Sexual Harassment, Gesture)	0	0.0%	0	0.0%	0	0.0%	0	0.0%	0	0.0%	0	0.0%
Sexual Misconduct (Sexual Humiliation)	4	40%	0	0%	4	40%	2	20%	0	0%	0	0%
Sex Miscon (Sexual/Romantic Proposition)	0	0%	0	0%	2	66.7%	0	0%	1	33.3%	0	0%
Sex Miscon (Sexually Motivated Arrest)	0	0.0%	0	0.0%	0	0.0%	0	0.0%	0	0.0%	0	0.0%
Sex Miscon (Sexually Motivated Stop)	0	0.0%	0	0.0%	0	0.0%	0	0.0%	0	0.0%	0	0.0%
Sex Miscon (Sexually Motivated Frisk)	0	0.0%	0	0.0%	0	0.0%	0	0.0%	0	0.0%	0	0.0%
Sex Miscon (Sexually Motivated Search)	0	0.0%	0	0.0%	0	0.0%	0	0.0%	0	0.0%	0	0.0%
Sex Miscon (Sexually Motiv Strip-Search)	0	0.0%	0	0.0%	0	0.0%	0	0.0%	0	0.0%	0	0.0%
Sex Miscon (Sexually Motiv Vehicle Stop)	0	0.0%	0	0.0%	0	0.0%	0	0.0%	0	0.0%	0	0.0%
Sex Miscon (Sexually Motiv Photo/Video)	0	0.0%	0	0.0%	0	0.0%	0	0.0%	0	0.0%	0	0.0%
Sex Miscon (Sexually Motivated Summons)	0	0.0%	0	0.0%	0	0.0%	0	0.0%	0	0.0%	0	0.0%
Photography/Videography	3	16.7%	7	38.9%	4	22.2%	2	11.1%	2	11.1%	0	0%
Body Cavity Searches	0	0%	1	16.7%	3	50%	2	33.3%	0	0%	0	0%
Refusal to provide name	11	9.4%	0	0%	65	55.6%	31	26.5%	10	8.5%	0	0%
Refusal to provide shield number	17	13.2%	2	1.6%	61	47.3%	34	26.4%	14	10.9%	1	0.8%
Failure to provide RTKA card	89	50.3%	6	3.4%	40	22.6%	9	5.1%	33	18.6%	0	0%
Failed to Obtain Language Interpretation	4	44.4%	0	0%	5	55.6%	0	0%	0	0%	0	0%
Sex Miscon (Sexually Motivated Question)	0	0.0%	0	0.0%	0	0.0%	0	0.0%	0	0.0%	0	0.0%
Total	389	15.7%	915	36.8%	719	28.9%	185	7.4%	273	11%	4	0.2%

Figure 59: Disposition of Discourtesy Allegations (YTD 2020)

Discourtesy Allegation	Substantiated		Exonerated		Unsubstantiated		Unfounded		Officer Unidentified		Miscellaneous	
	Count	%	Count	%	Count	%	Count	%	Count	%	Count	%
Word	60	17.8%	52	15.4%	134	39.8%	47	13.9%	44	13.1%	0	0%
Gesture	0	0%	0	0%	2	66.7%	0	0%	1	33.3%	0	0%
Demeanor/tone	0	0%	0	0%	2	100%	0	0%	0	0%	0	0%
Action	6	15.4%	1	2.6%	17	43.6%	11	28.2%	4	10.3%	0	0%
Other	1	50%	1	50%	0	0%	0	0%	0	0%	0	0%
Total	67	17.5%	54	14.1%	155	40.5%	58	15.1%	49	12.8%	0	0%

Figure 60: Disposition of Offensive Language Allegations (YTD 2020)

Offensive Language Allegation	Substantiated		Exonerated		Unsubstantiated		Unfounded		Officer Unidentified		Miscellaneous	
	Count	%	Count	%	Count	%	Count	%	Count	%	Count	%
Race	0	0%	0	0%	9	60%	2	13.3%	4	26.7%	0	0%
Ethnicity	2	22.2%	0	0%	1	11.1%	2	22.2%	4	44.4%	0	0%
Religion	0	0%	0	0%	2	100%	0	0%	0	0%	0	0%
Sexual orientation	0	0%	0	0%	5	71.4%	1	14.3%	1	14.3%	0	0%
Physical disability	2	33.3%	0	0%	1	16.7%	0	0%	3	50%	0	0%
Other	1	9.1%	0	0%	4	36.4%	3	27.3%	3	27.3%	0	0%
Gender Identity	0	0%	0	0%	2	100%	0	0%	0	0%	0	0%
Gender	2	9.1%	0	0%	14	63.6%	4	18.2%	2	9.1%	0	0%
Total	7	9.5%	0	0%	38	51.4%	12	16.2%	17	23%	0	0%

Figure 61: Administrative Prosecutions Unit Open Docket (July 2020)

Case Stage	Cases	Percent
Trial commenced	0	0%
Awaiting filing of charges	5	5%
Charges filed, awaiting service	22	21%
Charges served, CORD/SoEH/DCS pending	59	56%
Charges served, Conference Date Requested	3	3%
Calendared for court appearance	5	5%
Case Off Calendar - Subsequent Appearance Pending	5	5%
Trial scheduled	5	5%
Plea agreed - paperwork pending	2	2%
Total	106	100%

CORD is the CO's Report on MOS facing discipline.
SoEH is the Summary of Employment History.
DCS is the Disciplinary Cover Sheet.

Figure 62: Administrative Prosecutions Unit Cases Awaiting Final Disposition (July 2020)

Case Stage	Cases	Percent
Disposition modified, awaiting final disp.	4	40%
Plea filed - awaiting approval by PC	5	50%
Verdict rendered - awaiting approval by PC	0	0%
Verdict rendered - Fogel response due	0	0%
Trial completed, awaiting verdict	1	10%
Total	10	100%

A Fogel response is a letter to the Trial Commissioner with comments from the CCRB on the Trial Commissioner's report and recommendation.

Figure 63: Officers With CCRB Complaints Closed in 2020 by Command

Patrol Services Bureau	Substantiated MOS Jul 2020	Substantiated MOS YTD 2020	Total MOS Jul 2020	Total MOS YTD 2020
Patrol Borough Manhattan South Total	0	11	3	168
Patrol Borough Manhattan North Total	1	16	13	209
Patrol Borough Bronx Total	14	66	41	360
Patrol Borough Brooklyn South Total	10	52	26	346
Patrol Borough Brooklyn North Total	9	54	22	289
Patrol Borough Queens South Total	1	9	17	198
Patrol Borough Queens North Total	0	11	6	129
Patrol Borough Staten Island Total	2	17	7	99
Special Operations Division Total	0	7	0	29
Other Patrol Services Bureau Commands Total	0	0	0	2
Total	37	243	135	1829
Other Bureaus				
Traffic Control Division Total	0	1	2	22
Transit Bureau Total	0	14	2	108
Housing Bureau Total	0	18	6	174
Organized Crime Control Bureau Total	0	11	6	83
Detective Bureau Total	0	11	4	75
Other Bureaus Total	4	9	8	68
Total	4	64	28	530
Other Commands				
Deputy Commissioners and Miscellaneous Commands Total	0	3	1	29
Undetermined	0	3	4	25
Total	41	313	168	2413

Table shows MOS command as recorded at the time of complaint.

Figure 64A: Officers With CCRB Complaints Closed in 2020 by Command - Patrol Borough Manhattan South

Manhattan South	Substantiated MOS Jul 2020	Substantiated MOS YTD 2020	Total MOS Jul 2020	Total MOS YTD 2020
001 Precinct	0	2	0	13
005 Precinct	0	1	0	8
006 Precinct	0	0	0	13
007 Precinct	0	0	0	15
009 Precinct	0	2	0	25
010 Precinct	0	0	3	14
013 Precinct	0	1	0	17
Midtown South Precinct	0	5	0	36
017 Precinct	0	0	0	8
Midtown North Precinct	0	0	0	12
Precincts Total	0	11	3	161
Patrol Borough Manhattan South Task Force	0	0	0	2
Patrol Borough Manhattan South HQ	0	0	0	4
Patrol Borough Manhattan South Anti-Crime Unit	0	0	0	1
Patrol Borough Manhattan South Total	0	11	3	168

Table shows MOS command as recorded at the time of complaint.

Figure 64B: Officers With CCRB Complaints Closed in 2020 by Command - Patrol Borough Manhattan North

Manhattan North	Substantiated MOS Jul 2020	Substantiated MOS YTD 2020	Total MOS Jul 2020	Total MOS YTD 2020
019 Precinct	0	0	0	18
020 Precinct	0	1	0	10
023 Precinct	0	1	0	27
024 Precinct	1	1	1	19
025 Precinct	0	3	0	23
026 Precinct	0	2	0	10
Central Park Precinct	0	0	0	2
028 Precinct	0	0	1	22
030 Precinct	0	0	4	22
032 Precinct	0	0	3	20
033 Precinct	0	0	0	6
034 Precinct	0	7	4	28
Precincts Total	1	15	13	207
Patrol Borough Manhattan North Task Force	0	0	0	0
Patrol Borough Manhattan North HQ	0	0	0	0
Patrol Borough Manhattan North Anti-Crime Unit	0	1	0	2
Manhattan North Impact Response Team	0	0	0	0
Patrol Borough Manhattan North Total	1	16	13	209

Table shows MOS command as recorded at the time of complaint.

Figure 64C: Officers With CCRB Complaints Closed in 2020 by Command - Patrol Borough Bronx

Bronx	Substantiated MOS Jul 2020	Substantiated MOS YTD 2020	Total MOS Jul 2020	Total MOS YTD 2020
040 Precinct	0	4	0	20
041 Precinct	0	0	0	14
042 Precinct	0	1	10	26
043 Precinct	0	3	0	29
044 Precinct	1	14	7	67
045 Precinct	0	0	2	19
046 Precinct	3	5	4	21
047 Precinct	5	15	11	60
048 Precinct	0	10	1	31
049 Precinct	0	1	0	9
050 Precinct	0	2	0	8
052 Precinct	3	5	4	44
Precincts Total	12	60	39	348
Patrol Borough Bronx Task Force	1	3	1	5
Patrol Borough Bronx HQ	0	0	0	2
Patrol Borough Bronx Anti-Crime Unit	1	3	1	5
Bronx Impact Response Team	0	0	0	0
Patrol Borough Bronx Total	14	66	41	360

Table shows MOS command as recorded at the time of complaint.

Figure 64D: Officers With CCRB Complaints Closed in 2020 by Command - Patrol Borough Brooklyn South

Brooklyn South	Substantiated MOS Jul 2020	Substantiated MOS YTD 2020	Total MOS Jul 2020	Total MOS YTD 2020
060 Precinct	0	3	0	23
061 Precinct	1	6	7	24
062 Precinct	0	6	0	17
063 Precinct	0	1	0	24
066 Precinct	0	0	0	13
067 Precinct	0	8	0	71
068 Precinct	1	3	3	23
069 Precinct	0	5	0	13
070 Precinct	3	10	7	55
071 Precinct	0	0	0	26
072 Precinct	2	2	6	21
076 Precinct	0	2	0	12
078 Precinct	0	3	0	15
Precincts Total	7	49	23	337
Patrol Borough Brooklyn South Task Force	0	0	0	1
Patrol Borough Brooklyn South HQ	0	0	0	0
Patrol Borough Brooklyn South Anti-Crime Unit	3	3	3	8
Brooklyn South Impact Response Team	0	0	0	0
Patrol Borough Brooklyn South Total	10	52	26	346

Table shows MOS command as recorded at the time of complaint.

Figure 64E: Officers With CCRB Complaints Closed in 2020 by Command - Patrol Borough Brooklyn North

Brooklyn North	Substantiated MOS Jul 2020	Substantiated MOS YTD 2020	Total MOS Jul 2020	Total MOS YTD 2020
073 Precinct	2	10	4	55
075 Precinct	0	12	4	56
077 Precinct	2	9	4	39
079 Precinct	4	6	6	32
081 Precinct	0	1	0	3
083 Precinct	0	1	0	19
084 Precinct	0	0	0	20
088 Precinct	0	2	1	7
090 Precinct	0	11	0	43
094 Precinct	1	2	3	15
Precincts Total	9	54	22	289
Patrol Borough Brooklyn North Task Force	0	0	0	0
Patrol Borough Brooklyn North HQ	0	0	0	0
Patrol Borough Brooklyn North Anti-Crime Unit	0	0	0	0
Brooklyn North Impact Response Team	0	0	0	0
Patrol Borough Brooklyn North Total	9	54	22	289

Table shows MOS command as recorded at the time of complaint.

Figure 64F: Officers With CCRB Complaints Closed in 2020 by Command - Patrol Borough Queens South

Queens South	Substantiated MOS Jul 2020	Substantiated MOS YTD 2020	Total MOS Jul 2020	Total MOS YTD 2020
100 Precinct	0	0	0	7
101 Precinct	0	0	6	21
102 Precinct	0	0	0	11
103 Precinct	0	3	3	65
105 Precinct	1	3	3	18
106 Precinct	0	2	2	21
107 Precinct	0	0	0	8
113 Precinct	0	1	3	41
Precincts Total	1	9	17	192
Patrol Borough Queens South Task Force	0	0	0	4
Patrol Borough Queens South HQ	0	0	0	0
Patrol Borough Queens South Anti-Crime Unit	0	0	0	2
Queens South Impact Response Team	0	0	0	0
Patrol Borough Queens South Total	1	9	17	198

Table shows MOS command as recorded at the time of complaint.

Figure 64G: Officers With CCRB Complaints Closed in 2020 by Command - Patrol Borough Queens North

Queens North	Substantiated MOS Jul 2020	Substantiated MOS YTD 2020	Total MOS Jul 2020	Total MOS YTD 2020
104 Precinct	0	1	0	25
108 Precinct	0	1	0	5
109 Precinct	0	0	2	19
110 Precinct	0	0	0	13
111 Precinct	0	0	0	0
112 Precinct	0	2	2	13
114 Precinct	0	0	1	22
115 Precinct	0	7	0	27
Precincts Total	0	11	5	124
Patrol Borough Queens North Task Force	0	0	0	0
Patrol Borough Queens North HQ	0	0	1	3
Patrol Borough Queens North Anti-Crime Unit	0	0	0	2
Patrol Borough Queens North Total	0	11	6	129

Table shows MOS command as recorded at the time of complaint.

Figure 64H: Officers With CCRB Complaints Closed in 2020 by Command - Patrol Borough Staten Island

Staten Island	Substantiated MOS Jul 2020	Substantiated MOS YTD 2020	Total MOS Jul 2020	Total MOS YTD 2020
120 Precinct	0	6	0	29
122 Precinct	0	0	5	18
123 Precinct	2	4	2	15
121 Precinct	0	5	0	28
Precincts Total	2	15	7	90
Patrol Borough Staten Island Task Force	0	2	0	4
Patrol Borough Staten Island HQ	0	0	0	3
Patrol Borough Staten Island Anti-Crime Unit	0	0	0	0
Staten Island Housing Unit	0	0	0	0
Staten Island Court Section	0	0	0	2
Staten Island Impact Response Team	0	0	0	0
Patrol Borough Staten Island Total	2	17	7	99

Table shows MOS command as recorded at the time of complaint.

Figure 64I: Officers With CCRB Complaints Closed in 2020 by Command - Special Operations Division

Special Operations	Substantiated MOS Jul 2020	Substantiated MOS YTD 2020	Total MOS Jul 2020	Total MOS YTD 2020
Emergency Services Unit and Squads 1-10	0	0	0	18
Harbor Unit	0	0	0	0
Aviation Unit	0	0	0	0
Canine Team	0	0	0	0
Mounted Unit	0	0	0	0
2 SOD Strategic Response Group	0	7	0	11
Special Operations Division Headquarters	0	0	0	0
Special Operations Division Total	0	7	0	29

Table shows MOS command as recorded at the time of complaint.

Figure 64J: Officers With CCRB Complaints Closed in 2020 by Command - Other Patrol Services Bureau Commands

Other Patrol Services Bureau Commands	Substantiated MOS Jul 2020	Substantiated MOS YTD 2020	Total MOS Jul 2020	Total MOS YTD 2020
Chiefs Office	0	0	0	2
Special Operations Division Taxi Unit	0	0	0	0
Other Patrol Services Bureau Commands Total	0	0	0	2

Table shows MOS command as recorded at the time of complaint.

Figure 64K: Officers With CCRB Complaints Closed in 2020 by Command - Traffic Control Division

Traffic Control Division	Substantiated MOS Jul 2020	Substantiated MOS YTD 2020	Total MOS Jul 2020	Total MOS YTD 2020
Traffic Control Division - Headquarters Command	0	0	0	0
Manhattan Traffic Task Force	0	1	2	13
Brooklyn Traffic Task Force	0	0	0	0
Bronx Traffic Task Force	0	0	0	0
Queens Traffic Task Force	0	0	0	0
Surface Transportation Enforcement Division (STED)	0	0	0	2
Bus Unit	0	0	0	1
Traffic Control Parking Enforcement District	0	0	0	0
Traffic Control Tow Units	0	0	0	0
Traffic Control Summons Enforcement	0	0	0	0
Traffic Command Intersection Control	0	0	0	0
Traffic Control Intelligence Unit	0	0	0	0
Highway District	0	0	0	0
Highway Unit #1	0	0	0	2
Highway Unit #2	0	0	0	1
Highway Unit #3	0	0	0	1
Highway Unit #4	0	0	0	0
Highway Unit #5	0	0	0	1
Highway Safety Enforcement Unit	0	0	0	0
Movie and TV Unit	0	0	0	1
Traffic Control Division Total	0	1	2	22

Table shows MOS command as recorded at the time of complaint.

Figure 64L: Officers With CCRB Complaints Closed in 2020 by Command - Transit Bureau

Transit Bureau	Substantiated MOS Jul 2020	Substantiated MOS YTD 2020	Total MOS Jul 2020	Total MOS YTD 2020
Transit Bureau Headquarters	0	0	0	0
Transit Bureau Authority Liaison	0	0	0	0
Transit Bureau Inspections	0	0	0	0
Transit Bureau Spec. Invest. Unit	0	0	0	0
Transit Bureau Crime Analysis	0	0	0	0
Transit Bureau Patrol Operations	0	0	0	0
Transit Bureau Manhattan	0	0	0	0
Transit Bureau Bronx	0	0	0	0
Transit Bureau Queens	0	0	0	0
Transit Bureau Brooklyn	0	0	0	0
TB DT01	0	2	0	8
TB DT02	0	0	0	2
TB DT03	0	0	0	4
TB DT04	0	0	0	9
TB DT11	0	2	1	8
TB DT12	0	1	0	9
TB DT20	0	1	0	9
TB DT23	0	0	0	2
TB DT30	0	0	0	6
TB DT32	0	2	0	14
TB DT33	0	0	0	7
TB DT34	0	2	0	7
Transit Bureau Manhattan Task Force	0	2	0	12
Transit Bureau Bronx Task Force	0	0	0	0
Transit Bureau Queens Task Force	0	0	0	0
Transit Bureau Brooklyn Task Force	0	0	0	0
Transit Bureau Homeless Outreach Unit	0	0	0	1
Transit Division Canine Unit	0	0	0	0
Transit Bureau Vandal Unit	0	0	0	0
Transit Bureau Special Operations Unit	0	0	0	0
TB Anti-Terrorism	0	2	1	10
Transportation Bureau and Transit Other Commands	0	0	0	0
Transit Bureau Total	0	14	2	108

Table shows MOS command as recorded at the time of complaint.

Figure 64M: Officers With CCRB Complaints Closed in 2020 by Command - Housing Bureau

Housing Bureau	Substantiated MOS Jul 2020	Substantiated MOS YTD 2020	Total MOS Jul 2020	Total MOS YTD 2020
Housing Bureau (Office of the Chief Command Center)	0	0	0	0
Housing Bureau Special Operations Section	0	0	0	0
PSA 1	0	3	0	12
PSA 2	0	5	0	22
PSA 3	0	1	3	17
PSA 4	0	1	1	14
PSA 5	0	0	0	15
PSA 6	0	1	0	14
PSA 7	0	5	2	52
PSA 8	0	1	0	13
PSA 9	0	0	0	7
Housing Bureau Brooklyn/Staten Island	0	0	0	2
Housing Bureau Manhattan	0	0	0	0
Housing Bureau Bronx/Queens	0	0	0	0
Housing Bureau Investigations	0	0	0	0
Housing Bureau Elevator Vandalism Unit	0	0	0	0
Housing Bureau Operations and Misc. Commands	0	0	0	0
Housing Bureau Total	0	18	6	174
Housing Borough Brooklyn Impact Response Team	0	1	0	4
Housing Borough Manhattan Impact Response Team	0	0	0	1
Housing Borough Bronx/Queens Impact Response Team	0	0	0	1
Housing Bureau Total	0	18	6	174

Table shows MOS command as recorded at the time of complaint.

Figure 64N: Officers With CCRB Complaints Closed in 2020 by Command - Organized Crime Control Bureau

Organized Crime Control Bureau	Substantiated MOS Jul 2020	Substantiated MOS YTD 2020	Total MOS Jul 2020	Total MOS YTD 2020
Queens Narcotics	0	10	1	31
Manhattan North Narcotics	0	0	0	6
Manhattan South Narcotics	0	0	0	2
Bronx Narcotics	0	0	1	8
Staten Island Narcotics	0	0	0	9
Brooklyn North Narcotics	0	0	4	17
Brooklyn South Narcotics	0	1	0	8
Narcotics Headquarters	0	0	0	0
Auto Crime Division	0	0	0	0
Vice Enforcement Division	0	0	0	0
Drug Enforcement Task Force	0	0	0	0
Organized Crime Headquarters	0	0	0	2
Organized Crime Control Bureau Total	0	11	6	83

Table shows MOS command as recorded at the time of complaint.

Figure 640: Officers With CCRB Complaints Closed in 2020 by Command - Detective Bureau

Detective Bureau	Substantiated MOS Jul 2020	Substantiated MOS YTD 2020	Total MOS Jul 2020	Total MOS YTD 2020
Detective Bureau Headquarters	0	0	0	0
Central Investigation and Resource Division	0	0	0	0
Special Investigations Division	0	0	0	2
Special Victims Division	0	1	0	3
Forensic Investigations Division	0	0	0	0
Fugitive Enforcement Division	0	0	0	0
Gang Division	0	3	1	11
Detective Borough Bronx	0	1	0	11
Detective Borough Manhattan	0	0	1	16
Detective Borough Brooklyn	0	2	1	17
Detective Borough Queens	0	4	0	9
Detective Borough Staten Island	0	0	1	6
DB Queens North Operations	0	0	0	0
DB Queens South Operations	0	0	0	0
Detective Bureau Total	0	11	4	75

Table shows MOS command as recorded at the time of complaint.

Figure 64P: Officers With CCRB Complaints Closed in 2020 by Command - Other Bureaus

Other Bureaus	Substantiated MOS Jul 2020	Substantiated MOS YTD 2020	Total MOS Jul 2020	Total MOS YTD 2020
Internal Affairs Bureau				
Internal Affairs Bureau	0	0	0	2
Criminal Justice Bureau				
Court Division	4	9	7	62
Court Bureau	0	0	0	0
Court LMSI	0	0	0	0
Court Unit	0	0	0	0
Criminal Justice Headquarters	0	0	0	0
Support Services Bureau				
Property Clerk Division	0	0	0	0
Fleet Services	0	0	1	1
Central Records Division	0	0	0	0
Personnel Bureau				
Applicant Processing Division	0	0	0	1
Health Services	0	0	0	1
Personnel Bureau Headquarters	0	0	0	1
Other Bureaus Total	4	9	8	68

Table shows MOS command as recorded at the time of complaint.

Figure 64Q: Officers With CCRB Complaints Closed in 2020 by Command - Deputy Commissioners and Miscellaneous Commands

Deputy Commissioners and Miscellaneous Commands	Substantiated MOS Jul 2020	Substantiated MOS YTD 2020	Total MOS Jul 2020	Total MOS YTD 2020
Deputy Commissioner Legal Matters - License Division	0	0	0	0
Deputy Commissioner Legal Matters - Legal Bureau	0	0	0	0
DC Training	0	0	0	0
Deputy Commissioner Training - Police Academy	0	0	0	0
Deputy Commissioner Training - Police Academy Training	0	0	0	5
Deputy Commissioner Training - In-service Training Section	0	0	0	1
Deputy Commissioner Management and Budget	0	0	0	0
Police Commissioner Office	0	0	0	0
Community Affairs Division	0	0	0	0
Chief of Community Affairs	0	0	0	1
Community Affairs Juvenile Section	0	0	0	0
School Safety Bronx/Manhattan	0	0	0	0
School Safety Queens/Brooklyn	0	0	0	0
Office of Equal Employment	0	0	0	0
Deputy Commissioner Operations	0	0	0	0
DC Operations Financial Mgmt.	0	0	0	0
Intelligence Division	0	3	1	20
Chief of Department	0	0	0	0
Department Advocate	0	0	0	0
Deputy Commissioner Public Information	0	0	0	0
Crime Prevention	0	0	0	0
First Deputy Commissioner	0	0	0	0
Office of Management, Analysis and Planning	0	0	0	0
Quality Assurance Division	0	0	0	0
Deputy Commissioner Counterterrorism	0	0	0	2
Chief of Department Evaluation Section	0	0	0	0
Deputy Commissioners and Miscellaneous Commands Total	0	3	1	29

Table shows MOS command as recorded at the time of complaint.