



BILL DE BLASIO
MAYOR

CIVILIAN COMPLAINT REVIEW BOARD
100 CHURCH STREET 10th FLOOR
NEW YORK, NEW YORK 10007 ♦ TELEPHONE (212) 912-7235
www.nyc.gov/ccrb



FREDERICK DAVIE
CHAIR

Executive Director's Monthly Report
January 2020
(Statistics for December 2019)

Contents

Executive Summary	2
Glossary	3
Complaints Received	4
CCRB Cases Received By Borough and Precinct	5
Allegations Received	7
CCRB Docket	10
Body Worn Camera Footage Requests	12
Closed Cases	13
Resolving Cases	13
Dispositions / Case Abstracts	14
Dispositions - Full Investigations	16
Dispositions - All CCRB Cases	17
Dispositions - Allegations	18
Substantiation Rates	20
Substantiation Rates and Video	21
Board Discipline Recommendations for Substantiated Complaints	22
Board Discipline Recommendations for Substantiated Allegations	24
Truncations	27
Complaints by PSA	28
Mediation Unit	30
Administrative Prosecution Unit	32
NYPD Discipline	33
Appendix	38

Executive Summary

The Civilian Complaint Review Board (“CCRB”) is an independent municipal Agency that investigates complaints of NYPD misconduct. Every month, the CCRB prepares an Executive Director report for its public meeting. Data for December 2019 included the following highlights:

- 1) Of the cases in the CCRB active investigations docket, 68% have been open for 4 months or fewer, and 87% have been open for 7 months or fewer (page 10). In December, the CCRB opened 315 new cases (page 4), and currently has a total open docket of 2,679 cases (page 11).
- 2) The CCRB substantiated allegations in 23% of its fully investigated cases (page 16).
- 3) The CCRB fully investigated 23% of the cases it closed in December (page 13) and resolved (fully investigated, mediated or attempted mediation) 33% of the cases it closed (page 17). The Agency's truncation rate was 67% (page 13). This is primarily driven by uncooperative complainants/alleged victims, or witnesses.
- 4) For December, investigations using video evidence resulted in substantiated allegations in 27% of cases - compared to 16% of cases in which video was not available (page 20-21).
- 5) The Monthly Report includes a breakdown of complaints and substantiations by NYPD precinct and borough of occurrence (pages 5-6, 25-26).
- 6) In December the Police Commissioner finalized 2 decision(s) against police officers in Administrative Prosecution Unit (APU) cases (page 32). The CCRB's APU prosecutes the most serious allegations of misconduct. The APU conducted 40 trials against members of the NYPD year-to-date; 9 trials were conducted against respondent officers in December.

Finally, the Monthly Report contains a Table of Contents, Glossary, and Appendix, all meant to assist readers in navigating this report. The CCRB is committed to producing monthly reports that are valuable to the public, and welcomes feedback on how to make its data more accessible.

Glossary

In this glossary we have included a list of terms that regularly appear in our reports.

Allegation: An allegation is a specific act of misconduct. The same “complaint” can have multiple allegations – excessive force and discourteous language, for example. Each allegation is reviewed separately during an investigation.

APU: The Administrative Prosecution Unit is the division of the CCRB that has prosecuted “charges” cases since April 2013, after the signing of a 2012 Memorandum of Understanding between the CCRB and NYPD.

Board Panel: The “Board” of the CCRB has 13 members. Of the 13 members, five are chosen by the Mayor, five are chosen by the City Council, and three are chosen by the Police Commissioner. Following a completed investigation by the CCRB staff, three Board members, sitting as a Board Panel, will make a finding on whether misconduct occurred and will make a recommendation on what level of penalty should follow.

Case/Complaint: For the purposes of CCRB data, a “case” or “complaint” is defined as any incident within the Agency’s jurisdiction, brought to resolution by the CCRB. Cases/Complaints thus include truncations, fully investigated or ongoing cases, mediations, and completed investigations pending Board Panel review.

Disposition: The Board’s finding as to the outcome of a case (i.e. if misconduct occurred).

FADO: Under the City Charter, the CCRB has jurisdiction to investigate the following categories of police misconduct: Force, Abuse of Authority, Discourtesy, and Offensive Language, collectively known as “FADO”.

Intake: CCRB’s intake team initially handles complaints from the public. Intake takes complaints that come via live phone calls, voicemails, an online complaint form, or in-person.

Investigation: CCRB investigators gather evidence and interview witnesses to prepare reports on misconduct allegations. An investigation ends when a closing report is prepared detailing the evidence and legal analysis, and the case is given to the Board for disposition.

Mediation: A complainant may mediate his or her case with the subject officer, in lieu of an investigation, with the CCRB providing a neutral, third-party mediator.

Truncation: When a complaint is withdrawn or there is no complainant/alleged victim available for an interview, the investigation is “truncated.”

Complaints Received

The CCRB’s Intake team processes misconduct complaints from the public and referrals from the NYPD. Under the New York City Charter, the CCRB’s jurisdiction is limited to allegations of misconduct related to Force, Abuse of Authority, Discourtesy and Offensive Language. All other complaints are referred to the appropriate agency. Figure 1 refers to all complaints that the CCRB receives and Figures 2 and 3 refer to new cases that remain with the Agency. In December 2019, the CCRB initiated 315 new complaints.

Figure 1: Total Intake by Month (January 2018 - December 2019)

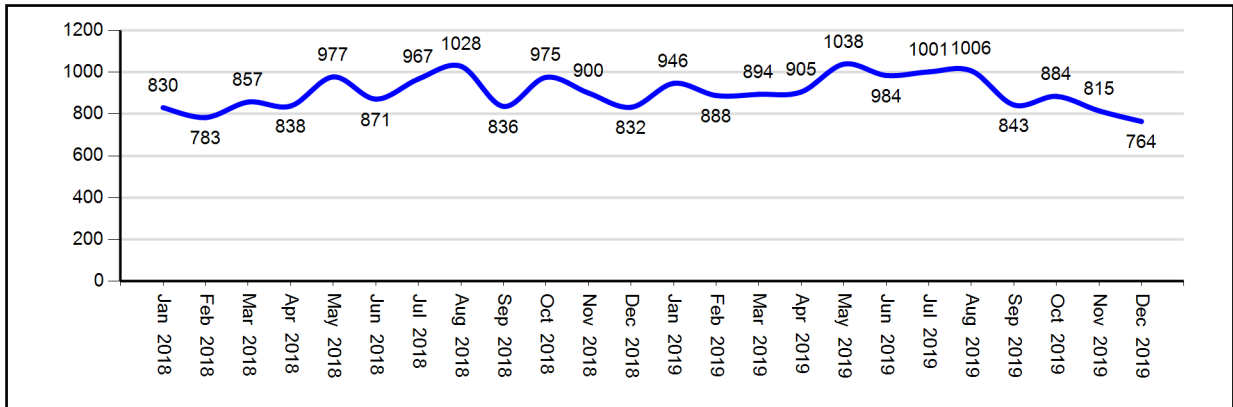


Figure 2: New CCRB Complaints by Month (January 2018 - December 2019)

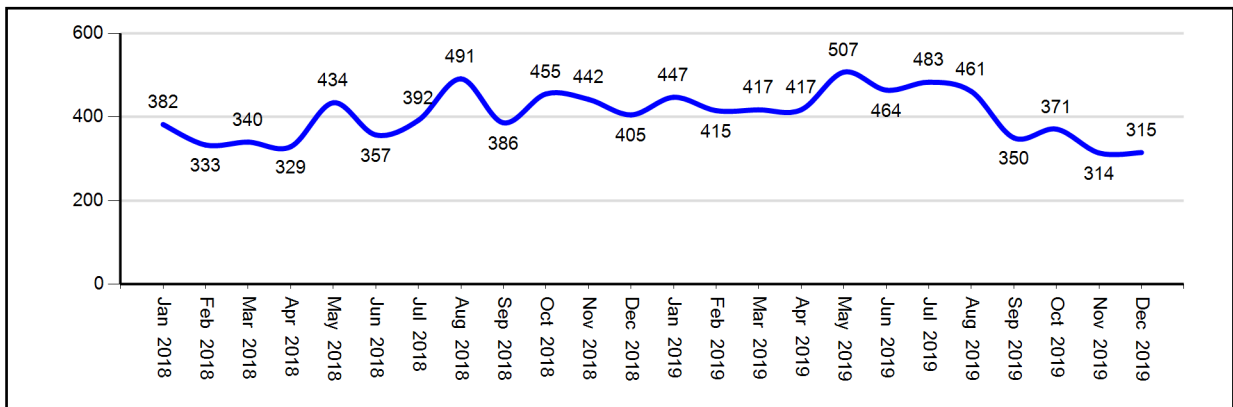
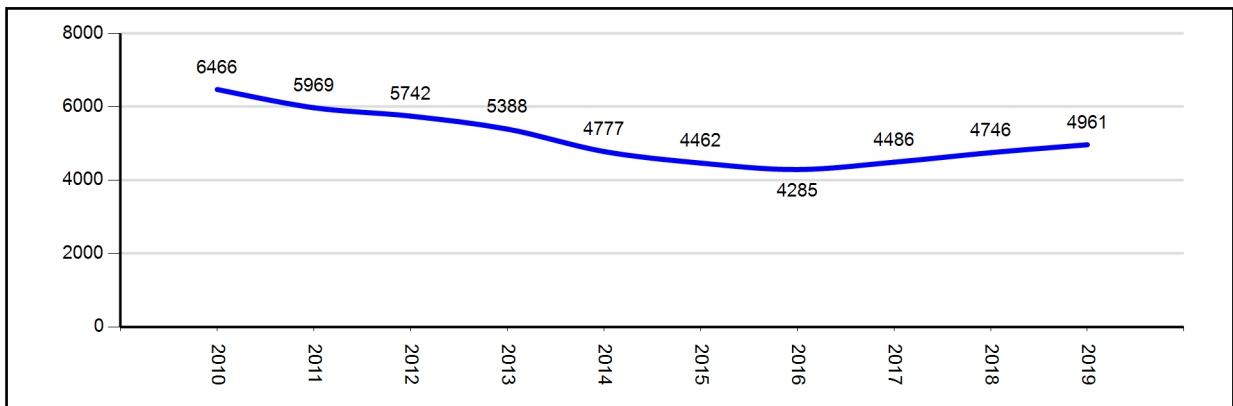


Figure 3: New CCRB Complaints by Year (YTD 2010 - 2019)



CCRB Cases Received by Borough and Precinct

Of the five boroughs, the largest number of misconduct complaints stemmed from incidents occurring in Brooklyn, followed by Manhattan. The 75th Precinct had the highest number at 19 incidents.

Figure 4: CCRB Complaints Received By Borough of Occurrence (December 2019)

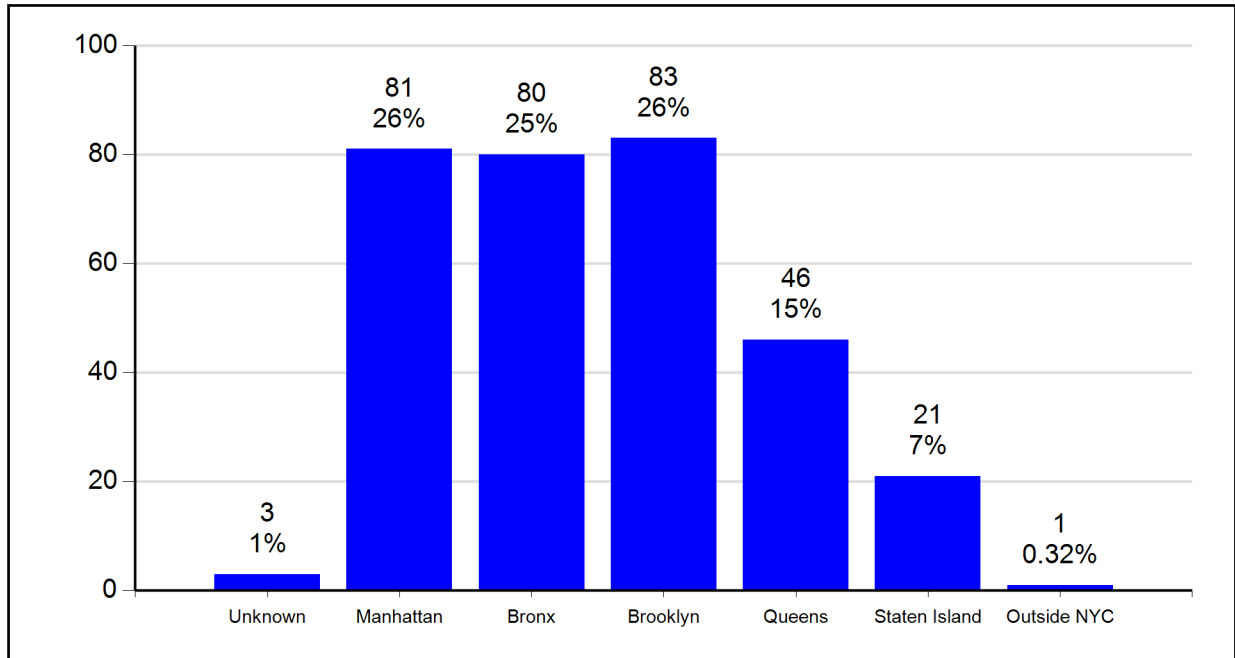


Figure 5: CCRB Complaints Received By Borough of Occurrence (YTD 2019)

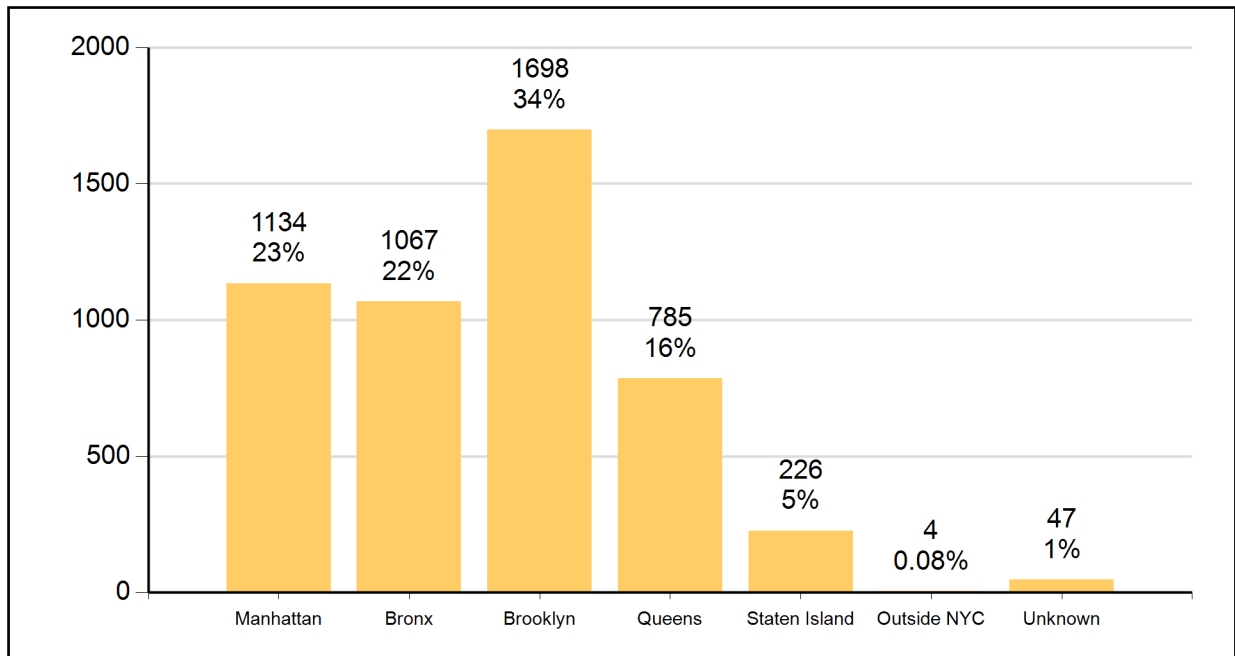


Figure 6: CCRB Complaints Received By Precinct of Occurrence (December 2019)

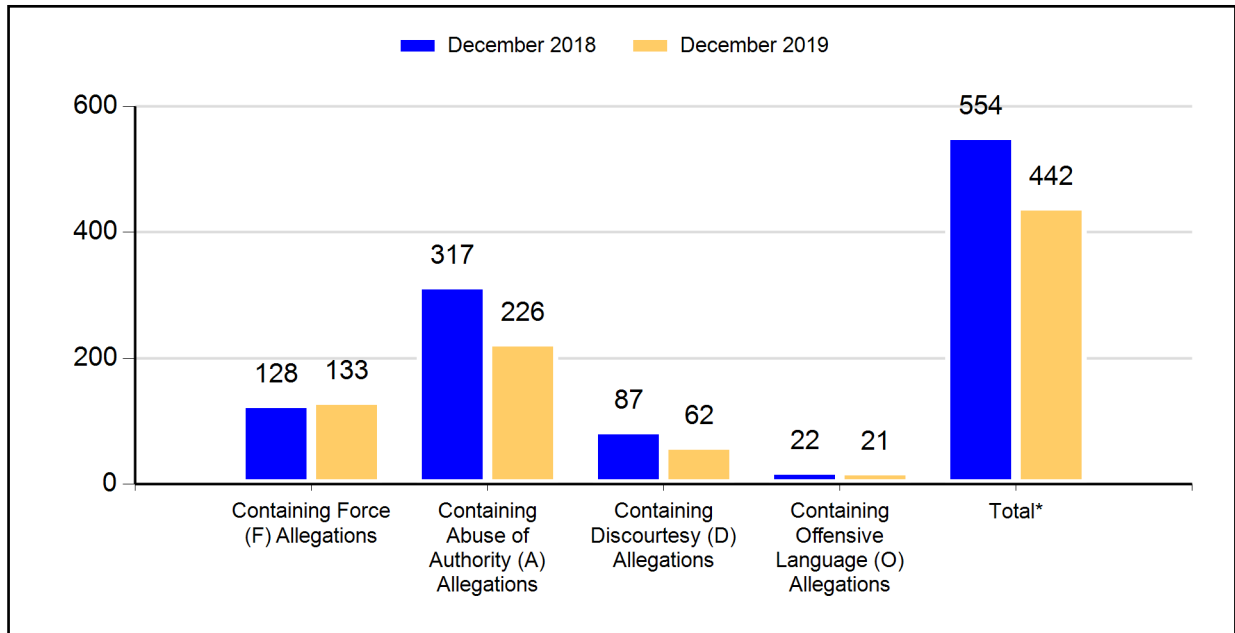
NYPD Precinct of Occurrence*	Number of Complaints	NYPD Precinct of Occurrence*	Number of Complaints
1	5	67	5
5	1	68	3
6	3	69	1
7	5	70	4
9	3	71	4
13	5	72	3
14	8	73	4
17	3	75	19
18	11	76	4
19	5	77	5
20	2	79	3
23	4	81	1
24	2	83	3
25	6	84	1
28	5	90	7
30	2	94	1
32	7	100	1
34	3	101	4
40	11	102	5
41	2	103	7
42	4	104	3
43	6	105	5
44	8	107	2
45	8	108	2
46	13	109	2
47	9	110	2
48	11	111	1
50	2	112	2
52	4	113	4
60	7	114	3
61	1	115	3
62	2	120	9
63	3	121	5
66	1	122	5
		123	2
		Unknown	8

*These figures track where an incident occurred, not necessarily the Command of the officer. Please review Figures 62A-62Q for Command Level data for cases closed in 2017.

Allegations Received

As described in the previous section, the CCRB has jurisdiction over four categories of NYPD misconduct. In comparing December 2018 to December 2019, the number of complaints containing an allegation of Force is up, Abuse of Authority complaints are down, Discourtesy are down and Offensive Language are down. Figures for the year-to-date comparison show that in 2019, complaints containing an allegation of Force are up, Abuse of Authority are up, Discourtesy are down and Offensive Language are down.

Figure 7: CCRB Complaints Received By Type of Allegation (December 2018 vs. December 2019)



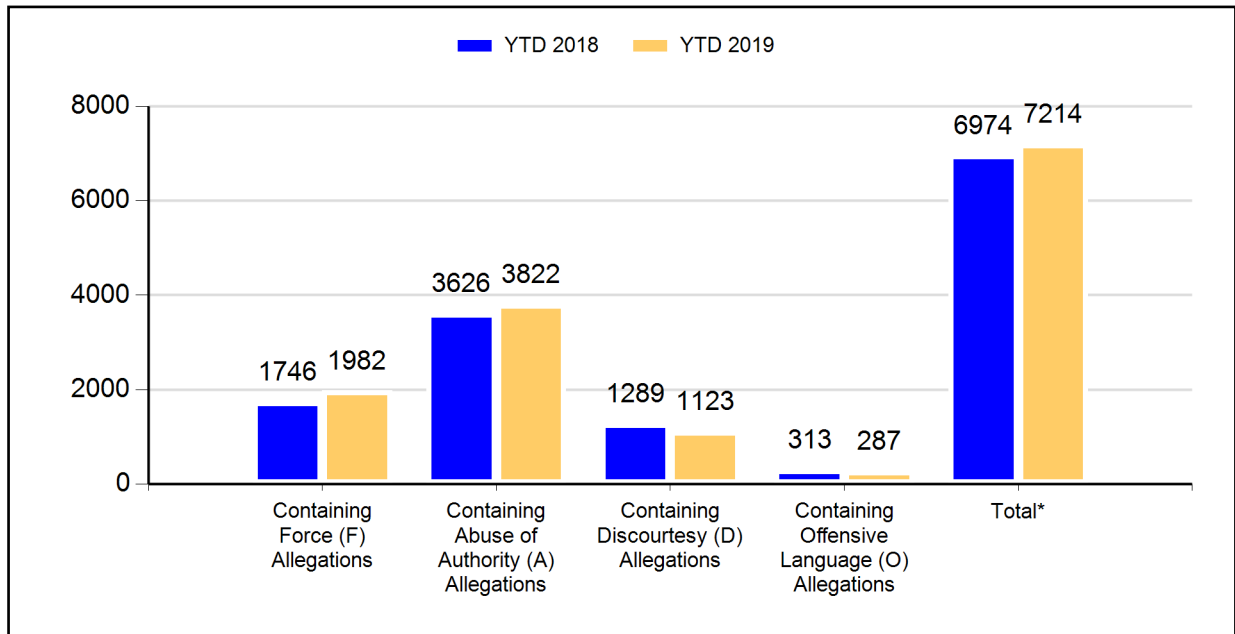
*This is the total of distinct FADO allegation types in complaints received.

Figure 8: CCRB Complaints Received By Type of Allegation (% of Complaints)

	December 2018		December 2019		Change	% Change
	Count	% of Total Complaints	Count	% of Total Complaints		
Force (F)	128	32%	133	42%	5	4%
Abuse of Authority (A)	317	78%	226	72%	-91	-29%
Discourtesy (D)	87	21%	62	20%	-25	-29%
Offensive Language (O)	22	5%	21	7%	-1	-5%
Total FADO Allegations	554		442		-112	-20%
Total Complaints	405		315		-90	-22%

Note: the number of allegations in recently received complaints typically grows somewhat as the complaints are investigated.

Figure 9: CCRB Complaints Received By Type of Allegation (YTD 2018 vs. YTD 2019)



*This is the total of distinct FADO allegation types in complaints received.

Figure 10: CCRB Complaints Received By Type of Allegation YTD (% of Complaints)

	YTD 2018		YTD 2019		Change	% Change
	Count	% of Total Complaints	Count	% of Total Complaints		
Force (F)	1746	37%	1982	40%	236	14%
Abuse of Authority (A)	3626	76%	3822	77%	196	5%
Discourtesy (D)	1289	27%	1123	23%	-166	-13%
Offensive Language (O)	313	7%	287	6%	-26	-8%
Total FADO Allegations	6974		7214		240	3%
Total Complaints	4746		4961		215	5%

Note: the number of allegations in recently received complaints typically grows somewhat as the complaints are investigated.

Figure 11: Total Allegations (% of Total Allegations)

	December 2018		December 2019		Change	% Change
	Count	% of Total Allegations	Count	% of Total Allegations		
Force (F)	290	22%	270	28%	-20	-7%
Abuse of Authority (A)	888	67%	586	61%	-302	-34%
Discourtesy (D)	125	9%	86	9%	-39	-31%
Offensive Language (O)	31	2%	25	3%	-6	-19%
Total Allegations	1334		967		-367	-28%
Total Complaints	405		315		-90	-22%

Figure 12: Total Allegations YTD (% of Total Allegations)

	YTD 2018		YTD 2019		Change	% Change
	Count	% of Total Allegations	Count	% of Total Allegations		
Force (F)	3651	23%	4205	23%	554	15%
Abuse of Authority (A)	9878	62%	12031	66%	2153	22%
Discourtesy (D)	1870	12%	1584	9%	-286	-15%
Offensive Language (O)	406	3%	371	2%	-35	-9%
Total Allegations	15805		18191		2386	15%
Total Complaints	4746		4961		215	5%

The number of allegations in recently received complaints typically grows as the complaints are investigated.

CCRB Docket

As of the end of December 2019, 68% of active CCRB cases are fewer than five months old, and 87% active cases have been open for fewer than eight months.

Figure 13: Age of Active Cases Based on Received Date (December 2019)

Case Age Group	Count	% of Total
Cases 0-4 Months	1653	67.9%
Cases 5-7 Months	473	19.4%
Cases 8-11 Months	231	9.5%
Cases 12-18 Months*	70	2.9%
Cases Over 18 Months**	8	0.3%
Total	2435	100%

*12-18 Months: 10 cases that were reopened; 0 cases that were on DA Hold.

**Over18 Months: 3 cases that were reopened; 4 cases that were on DA Hold.

Figure 14: Age of Active Cases Based on Incident Date (December 2019)

	Count	% of Total
Cases 0-4 Months	1476	60.6%
Cases 5-7 Months	505	20.7%
Cases 8-11 Months	307	12.6%
Cases 12-18 Months*	122	5.0%
Cases Over 18 Months**	25	1.0%
Total	2435	100%

*12-18 Months: 12 cases that were reopened; 1 case that was on DA Hold.

**Over18 Months: 6 cases that were reopened; 4 cases that were on DA Hold.

An active case is here defined as an investigation; cases in mediation are excluded.

Figure 15: Number of Active Investigations (January 2018 - December 2019)

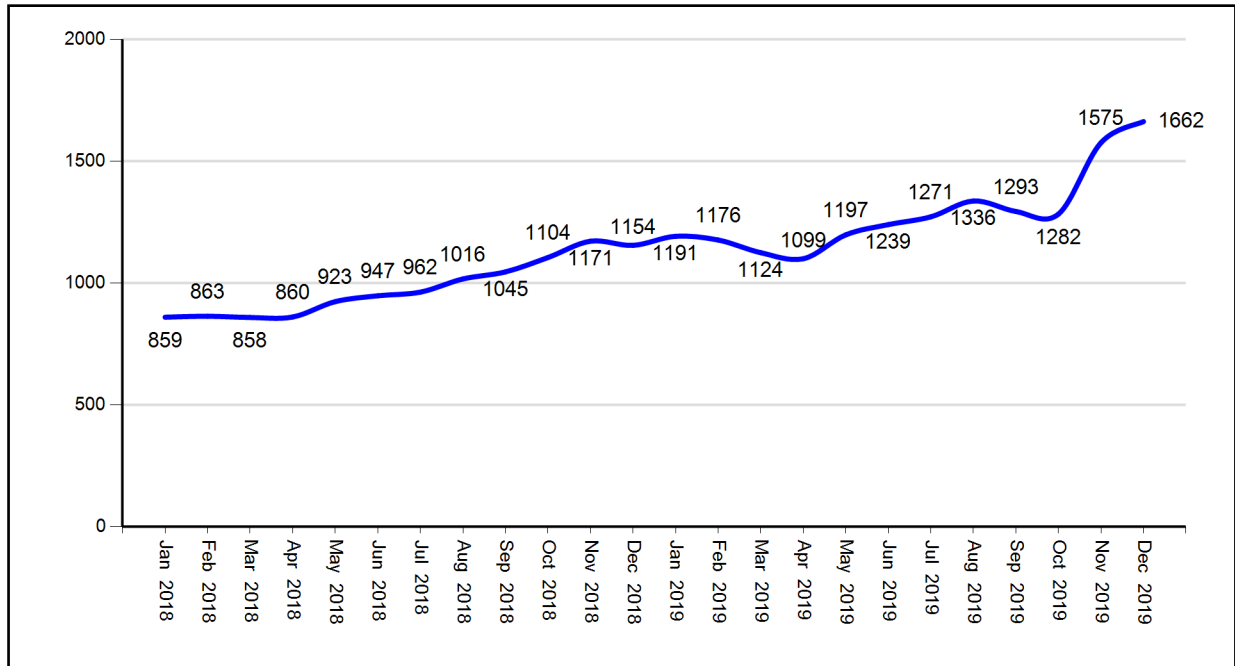


Figure 16: Open Docket Analysis

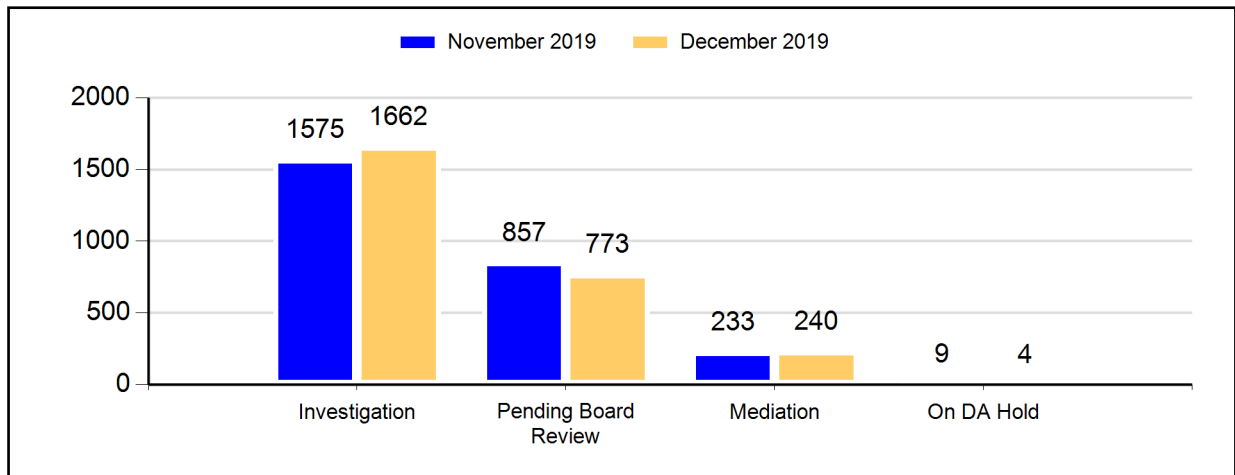


Figure 17: Open Docket Analysis with % Change

	November 2019		December 2019		Change	% Change
	Count	% of Total	Count	% of Total		
Investigations	1575	59%	1662	62%	87	6%
Pending Board Review	857	32%	773	29%	-84	-10%
Mediation	233	9%	240	9%	7	3%
On DA Hold	9	0%	4	0%	-5	-56%
Total	2674		2679		5	0%

Body Worn Camera Footage Requests

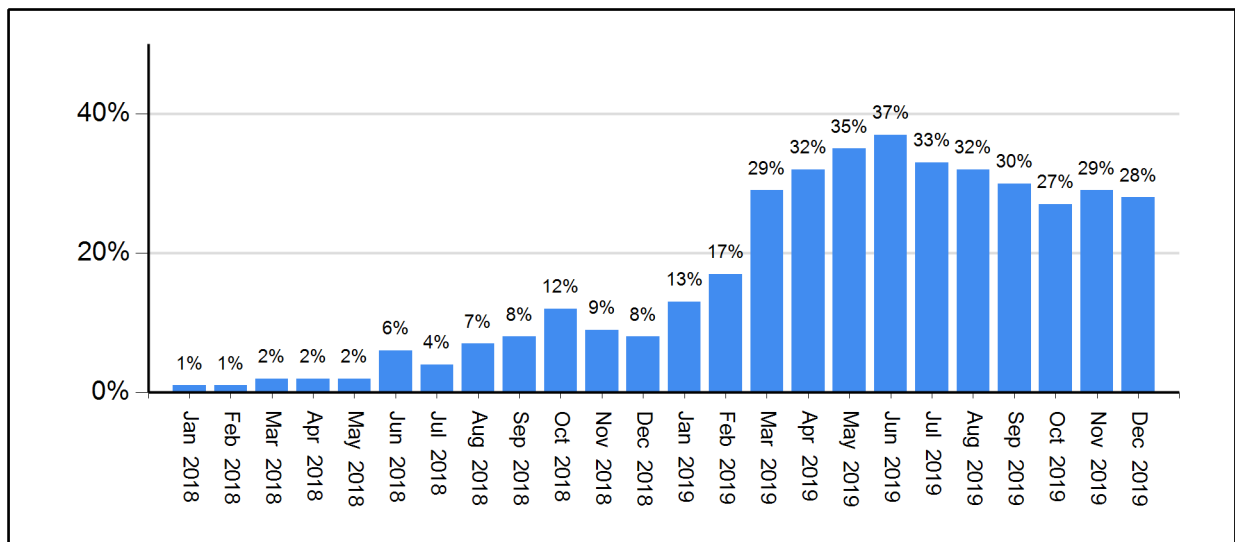
Since the widespread roll out of body worn cameras in 2018, the collection of footage from these cameras has become an integral part of CCRB investigations.

The timeliness of the response to BWC footage requests has a direct impact on the length of time it takes to complete an investigation. The longer it takes to fulfill BWC requests, the longer CCRB investigations remain on the open docket.

Figure 18: Pending Requests for BWC Footage

Days Pending	BWC Requests	% of Total
00 <= Days < 30	297	59.4%
30 <= Days < 60	105	21.0%
60 <= Days < 90	28	5.6%
90 <= Days	70	14.0%
Total	500	100%

Figure 19: Percentage of Open Investigations Docket with Pending BWC Requests (January 2018 - December 2019)

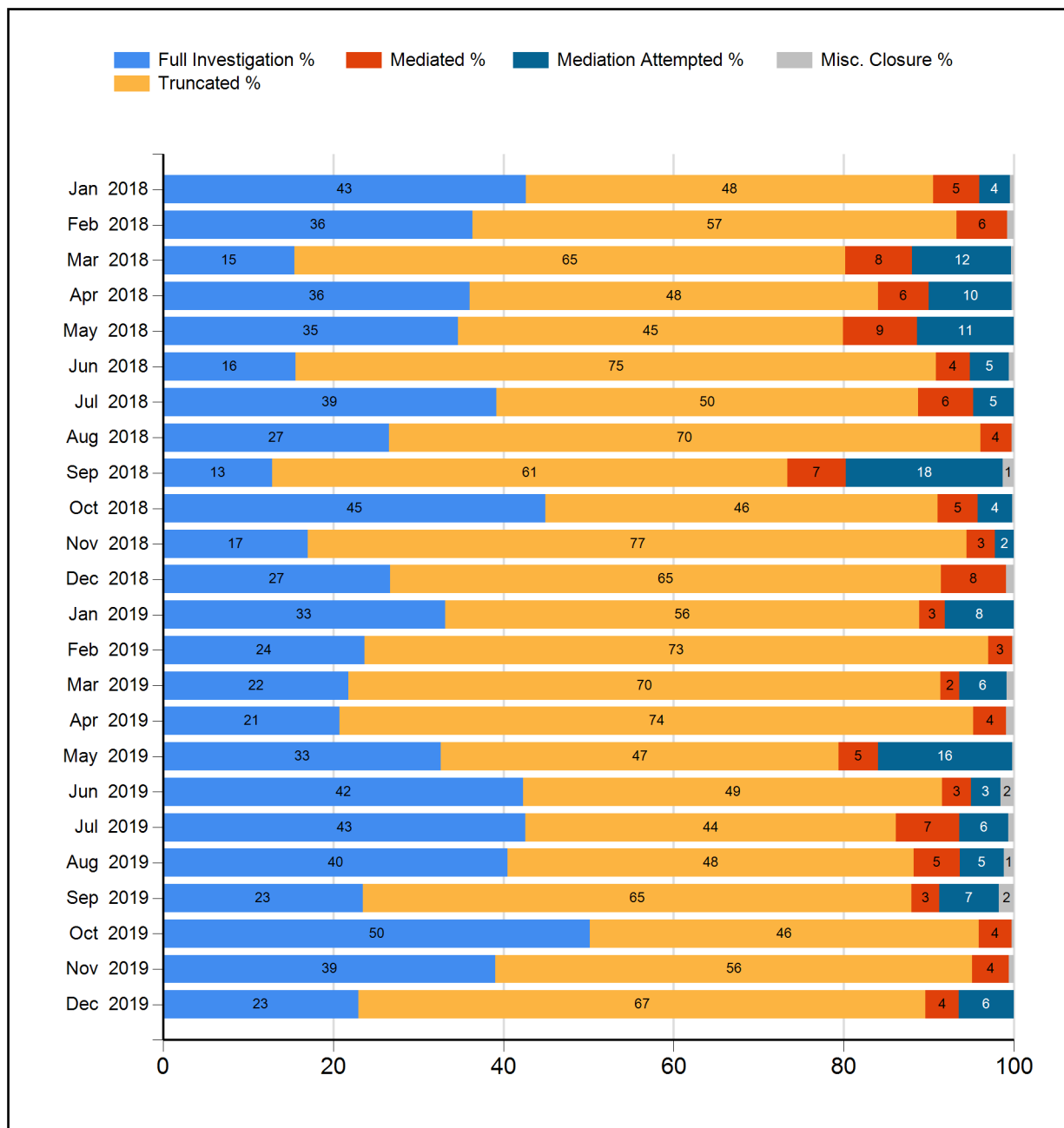


Closed Cases

Resolving Cases

In December 2019, the CCRB fully investigated 23% of the cases it closed, and resolved (fully investigated, mediated or mediation attempted) 33% of the cases it closed.

Figure 20: Case Resolutions (January 2018 - December 2019) (%)



Dispositions

Cases fully investigated by the CCRB generally receive one of five outcomes:

- If the alleged misconduct is found to have occurred, based on the preponderance of the evidence, the allegation is **substantiated**.
- If there is not enough evidence to determine whether or not the alleged misconduct occurred, the allegation is **unsubstantiated**.
- If the preponderance of the evidence suggests that the event or alleged act did not occur, the allegation is **unfounded**.
- If the event did occur, but was not improper by a preponderance of evidence, the allegation is **exonerated**.
- If the CCRB was unable to identify any of the officers accused of misconduct, the case is closed as **officer unidentified**.

Additionally, a case might be **mediated**, with the subject officer and complainant discussing the incident in the presence of a neutral third-party moderator, or closed as **mediation attempted**, the designation for a case in which both the officer and the civilian agree to mediate, but the civilian fails to appear twice for the scheduled mediation session or fails to respond to attempts to schedule a mediation session. Finally, a case that cannot be fully investigated due to complainant/alleged victim unavailability or lack of cooperation is **truncated**.

Case Abstracts

The following case abstracts are taken from complaints closed this month and serve as examples of what the different CCRB dispositions mean in practice:

1. Substantiated

Two officers, on foot patrol, were stationed at an intersection. During this time, within eyesight of the officers' foot post, a vehicle struck a child who was crossing the street, in a hit-and-run incident. Surveillance camera footage, obtained by the CCRB, captured the driver fleeing, and a witness bystander rushing up to the child and walking with him to the sidewalk, where several other individuals were also standing. The child then remained at the corner for some time. Shortly thereafter, a second bystander approached the two officers and requested that they help the child. The officers looked down nearby streets and determined that they did not see an obvious hit-and-run victim lying down. They refused to help and instead began to argue with the man. The officers did not attempt to inquire about the hit-and-run from anyone else on scene, locate the child, ascertain if the child had injuries, or render reasonable aid if necessary.

During their CCRB interviews, one of the officers repeatedly insisted that he had no obligation to take further action to assist a victim who was not right in front of him and obviously injured. He testified that the only steps he took were: exiting his van, looking around briefly, seeing that no one was lying down on the ground, and listening to the radio for any radio-runs in regards. He acknowledged that there was a crowd on the nearby street corner containing a "mix" of people of all ages, including "young people," but did not engage with them. The other officer acknowledged that he did not take any steps to determine where the child had been hit by the car, because the unidentified man described the crime he had just witnessed as if it had "already happened."

Under the Patrol Guide, NYPD police officers must "[r]ender all necessary police service in assigned area and as otherwise directed." Upon notification or observation of a vehicle collision, "uniformed members of service are required to "ascertain if there are any injuries and request ambulance if needed" and take additional steps if "serious physical injury is involved." If a physical injury of any severity

occurs, the Patrol Guide requires that members of service take specific additional steps, regardless of whether the officer personally witnessed the collision. The investigation determined by a preponderance of the evidence that the officers failed to meet their affirmative obligation to at least attempt to render reasonable aid to the child victim of the hit-and-run. The Board substantiated the allegation.

2. Unsubstantiated

An individual, who is Muslim and wears a headscarf, was arrested pursuant to an open domestic violence complaint and taken to the stationhouse for processing. While at the stationhouse, an officer told the individual that she had to remove her headscarf for her arrest photograph. The individual refused to remove her headscarf, and in response, the officer allegedly grabbed the headscarf and pulled it off her head. During her CCRB interview, the officer stated she only directed the individual to remove her headscarf because civilians cannot wear head coverings in their arrest photographs. She noted that the individual eventually removed the headscarf on her own and allowed the officer to take her photograph. The officer denied removing the individual's scarf herself.

The NYPD Patrol Guide states that if a prisoner wearing a religious head covering refuses to remove it for their arrest photograph, their arresting officer should take a photograph of the prisoner with their head coverings on. The arresting officer will then inform the prisoner that if they continue to refuse to remove the head covering, they will be transferred to the Mass Arrest Processing Center at One Police Plaza, where the head covering will be removed and an arrest photograph will be taken under more private circumstances. In this instance, the removal of the individual's headscarf by the arresting officer at the stationhouse would have represented a discourteous action. Absent additional testimony or documentation, however, the investigation was unable to determine by a preponderance of the evidence whether the officer pulled off the individual's headscarf, or whether the individual removed the headscarf herself. The Board unsubstantiated the allegation.

3. Unfounded

An officer stopped an individual for crossing a double yellow line while driving. Shortly thereafter, the officer allegedly approached the vehicle and said, "What the fuck are you doing? Can't you read the fucking signs? What the fuck, you almost hit me." During their CCRB interview, the officer denied using profanity during the incident. Body worn camera footage corroborated the officer's testimony, and allowed the investigation to determine by a preponderance of the evidence that the officer never spoke discourteously to the individual. The Board unfounded the discourtesy allegation.

4. Exonerated

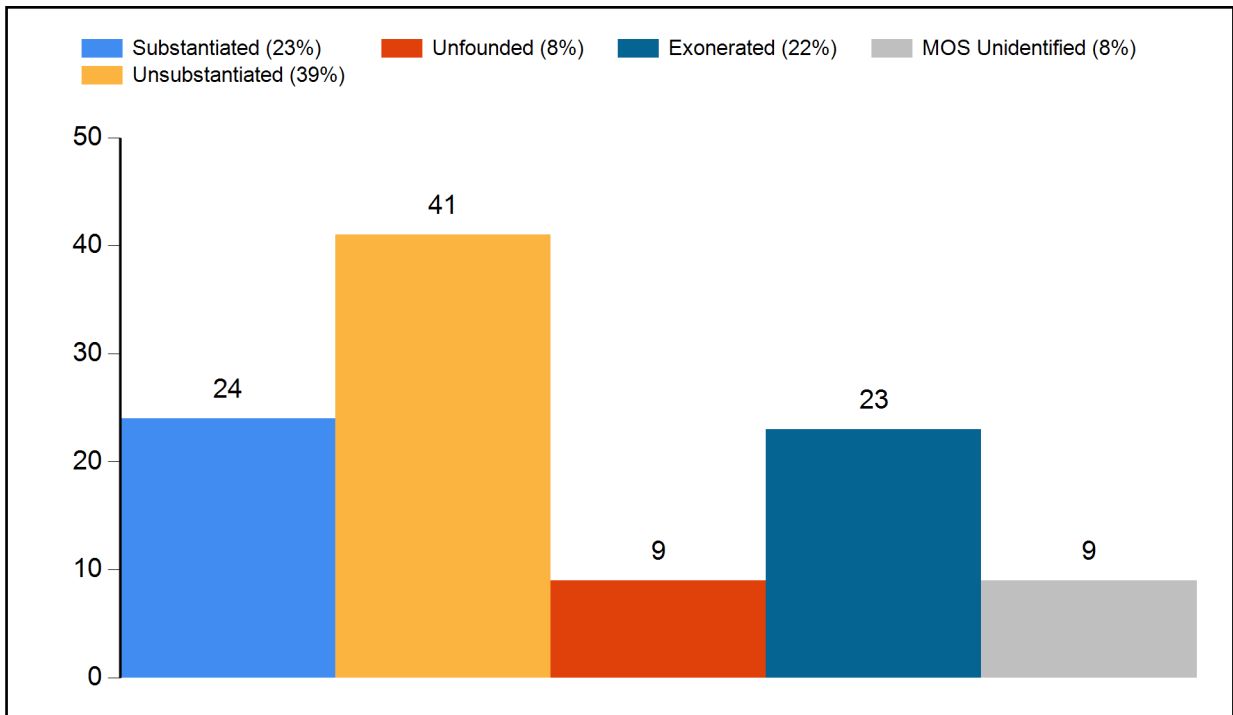
On a spring morning, officers entered and searched a residence. During this time, they seized narcotics from the location and arrested two individuals. The investigation determined that the officers had a lawful search warrant which was valid at the date and time of execution. Because officers entered and searched the residence pursuant to a lawfully executed search warrant, the Board exonerated the entry and search allegations.

5. Officer Unidentified

On an unknown night in spring 2019, three plainclothes officers approached an individual and his friend in front of a NYCHA building. The officers asked the men if they had been smoking. After concluding their questioning, the officers then left without arresting the two men, issuing either a summons, or providing them with their business cards. During their CCRB interviews, both individuals were unable to narrow the incident's timeframe down from the spring of 2019. Given the broad range of possible incident dates, the investigation was unable to obtain documentary or video evidence, or identify any of the officers involved. The Board closed the allegation as officer unidentified.

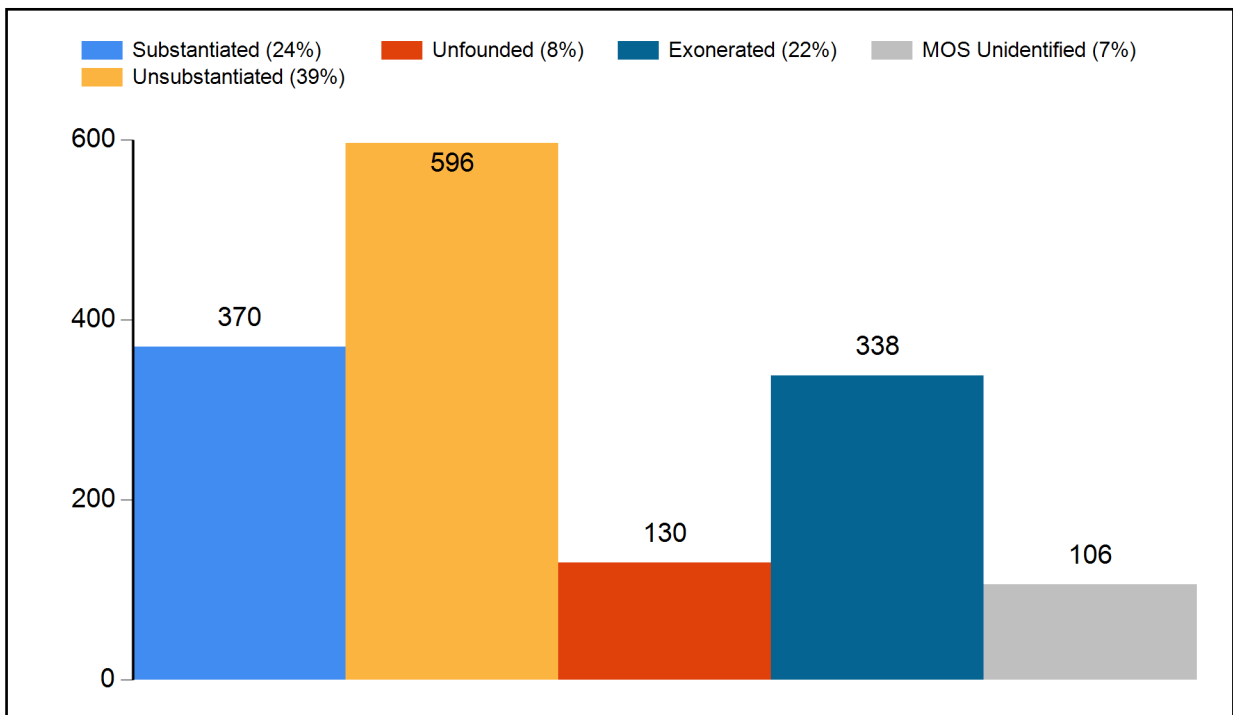
Dispositions - Full Investigations

Figure 21: Disposition Counts of Full Investigations (December 2019)



Due to the reconsideration process, counts are subject to change.

Figure 22: Disposition Counts of Full Investigations (YTD 2019)



Due to the reconsideration process, counts are subject to change.

Dispositions - All CCRB Cases

In addition to full investigations, CCRB cases can be closed through mediation and truncation. The following table lists all the CCRB case closures for the current month and year-to-date.

Figure 23: Disposition of Cases (2018 vs 2019)

	Dec 2018		Dec 2019		YTD 2018		YTD 2019	
Full Investigations	Count	% of Total	Count	% of Total	Count	% of Total	Count	% of Total
Substantiated	15	18%	24	23%	226	19%	370	24%
Exonerated	18	21%	23	22%	218	18%	338	22%
Unfounded	4	5%	9	8%	92	8%	130	8%
Unsubstantiated	42	50%	41	39%	578	48%	596	39%
MOS Unidentified	5	6%	9	8%	94	8%	106	7%
Total - Full Investigations	84		106		1208		1540	
Mediation Closures	Count	% of Total	Count	% of Total	Count	% of Total	Count	% of Total
Mediated	24	100%	18	38%	232	50%	187	44%
Mediation Attempted	0	0%	30	62%	231	50%	240	56%
Total - ADR Closures	24		48		463		427	
Resolved Case Total	108	34%	154	33%	1671	42%	1967	41%
Truncations / Other Closures	Count	% of Total	Count	% of Total	Count	% of Total	Count	% of Total
Complaint withdrawn	51	25%	40	13%	455	19%	552	19%
Complainant/Alleged Victim/Witness uncooperative	84	41%	167	54%	1178	50%	1341	47%
Complainant/Alleged Victim/Witness unavailable	39	19%	58	19%	345	15%	469	16%
Alleged Victim unidentified	6	3%	2	1%	48	2%	58	2%
Closed - Pending Litigation*	24	12%	41	13%	292	13%	403	14%
Miscellaneous	0	0%	0	0%	6	0%	10	0%
Administrative closure**	3	1%	0	0%	10	0%	22	1%
Total - Other Case Dispositions	207		308		2334		2855	
Total - Closed Cases	315		462		4006		4822	

* Closed - Pending Litigation is a truncation category added in August 2017. It indicates that the complaint was truncated due to the complainant/alleged victim's attorney.

**Administrative closure is a special category that deals with NYPD's Internal Affairs Bureau-referred cases or spin off cases with no complainant/alleged victim, and in which CCRB attempts to locate or identify a complainant/alleged victim has yielded no results.

Dispositions - FADO Allegations

“Allegations” are different than “cases.” A case or complaint is based on an incident and may contain one or more allegations of police misconduct. The allegation substantiation rate is 14% for the month of December 2019, and the allegation substantiation rate is 12% year-to-date. The type of allegation the CCRB is most likely to substantiate is Discourtesy – substantiating 14% of such allegations during December 2019, and 20% for the year.

Figure 24: Disposition of Allegations (2018 vs 2019)

	Dec 2018		Dec 2019		YTD 2018		YTD 2019	
	Count	%of Total	Count	%of Total	Count	%of Total	Count	%of Total
Fully Investigated Allegations								
Substantiated	24	6%	66	14%	545	10%	872	12%
Unsubstantiated	171	44%	168	35%	2190	40%	2379	34%
Unfounded	26	7%	40	8%	463	8%	627	9%
Exonerated	142	36%	165	34%	1716	31%	2463	35%
MOS Unidentified	27	7%	47	10%	608	11%	756	11%
Total - Full Investigations	390		486		5522		7097	
Mediation Closures	Count	%of Total	Count	%of Total	Count	%of Total	Count	%of Total
Mediated	57	100%	49	40%	504	45%	511	42%
Mediation Attempted	0	0%	74	60%	628	55%	701	58%
Total - ADR Closures	57		123		1132		1212	
Truncations / Other Closures	Count	%of Total	Count	%of Total	Count	%of Total	Count	%of Total
Complaint withdrawn	126	21%	127	14%	1023	16%	1393	17%
Complainant/Alleged Victim/Witness uncooperative	234	40%	460	51%	3314	53%	4126	49%
Complainant/Alleged Victim/Witness unavailable	113	19%	153	17%	798	13%	1165	14%
Alleged Victim unidentified	22	4%	5	1%	124	2%	163	2%
Closed - Pending Litigation	84	14%	156	17%	945	15%	1417	17%
Miscellaneous	1	0%	0	0%	56	1%	80	1%
Administrative closure	7	1%	0	0%	29	0%	47	1%
Total - Other Case Dispositions	587		901		6289		8391	
Total - Closed Allegations	1034		1510		12947		16701	

Figure 25: Disposition of Allegations By FADO Category (December 2019)

	Substantiated	Unsubstantiated	Exonerated	Unfounded	Officers Unidentified	Total
Force	10 11%	27 30%	32 35%	12 13%	10 11%	91 100%
Abuse of Authority	45 14%	119 37%	122 38%	20 6%	17 5%	323 100%
Discourtesy	8 14%	19 32%	10 17%	6 10%	16 27%	59 100%
Offensive Language	3 23%	3 23%	1 8%	2 15%	4 31%	13 100%
Total	66 14%	168 35%	165 34%	40 8%	47 10%	486 100%

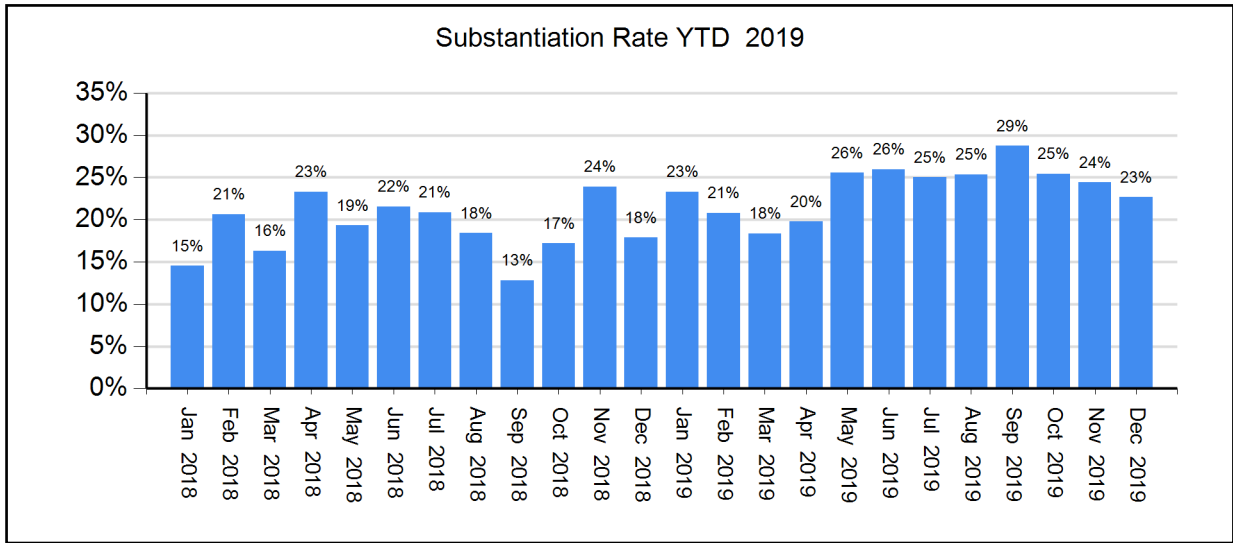
Figure 26: Disposition of Allegations By FADO Category (YTD 2019)

	Substantiated	Unsubstantiated	Exonerated	Unfounded	Officers Unidentified	Total
Force	98 7%	430 30%	561 39%	209 15%	135 9%	1433 100%
Abuse of Authority	574 13%	1476 32%	1817 40%	280 6%	445 10%	4592 100%
Discourtesy	175 20%	379 43%	83 9%	104 12%	138 16%	879 100%
Offensive Language	25 13%	94 49%	2 1%	34 18%	38 20%	193 100%
Total	872 12%	2379 34%	2463 35%	627 9%	756 11%	7097 100%

Substantiation Rates

The December 2019 case substantiation rate was 23%.

Figure 27: Percentage of Cases Substantiated (January 2018 - December 2019)

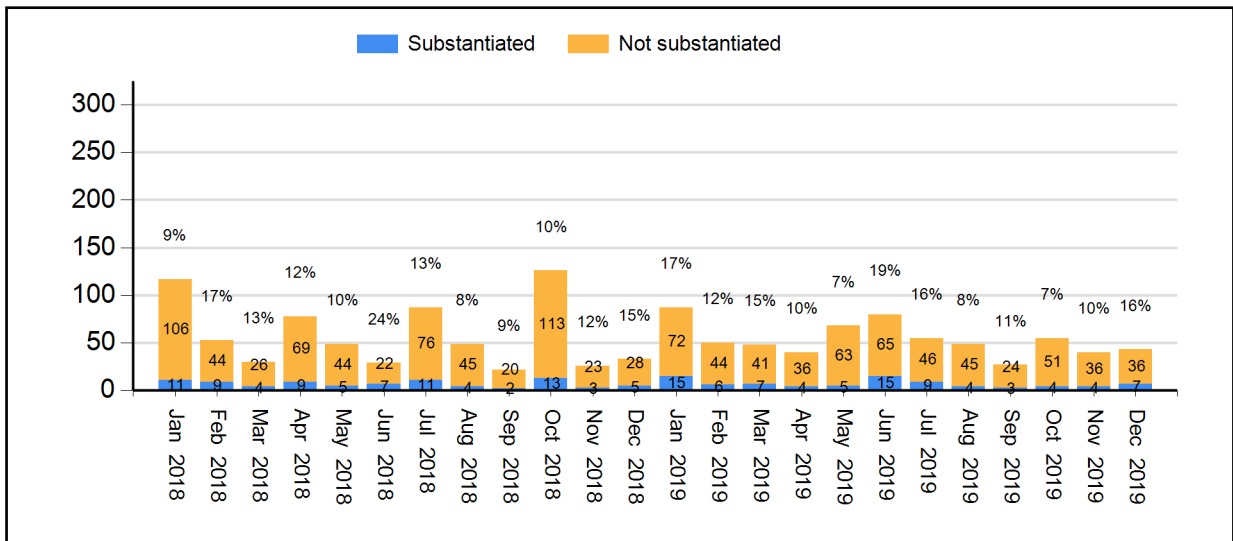


Due to the reconsideration process, counts are subject to change.

Substantiation Rates and Video

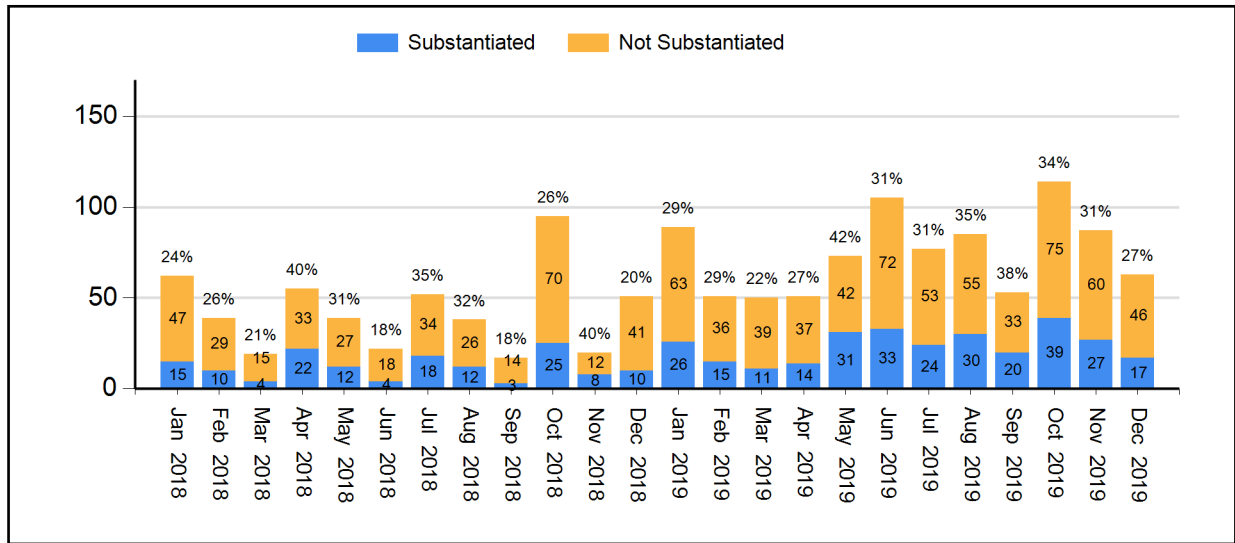
In general, investigations relying on video evidence from security cameras or personal devices result in much higher substantiation rates.

Figure 28: Substantiation Rates for Full Investigations without Video (Jan 2019 - Dec 2019) (% substantiated shown)



Due to the reconsideration process, counts are subject to change.

Figure 29: Substantiation Rates for Full Investigations with Video (Jan 2019 - Dec 2019)
 (% substantiated shown)



Due to the reconsideration process, counts are subject to change.

Board Discipline Recommendations for Substantiated Complaints

After a CCRB investigative team has completed its investigation and recommended the substantiation of a complaint against an officer, a panel of three Board members determines whether to substantiate the allegation and make a disciplinary recommendation.

- “Charges and Specifications” are the most severe form of discipline. A decision to assign Charges commences a process that may result in an administrative trial in the NYPD Trial Room. An officer may lose vacation days, be suspended, or be terminated from the Department if the officer is found guilty.
- “Instructions” or “Formalized Training” are the least severe discipline, often recommended for officers who misunderstand a policy. This determination results in training at the command level (Instructions) or training at the Police Academy or NYPD Legal Bureau (Formalized Training).
- “Command Discipline” is recommended for misconduct that is moderately serious, but does not rise to the level of that associated with Charges. An officer can lose up to ten vacation days as a result of a Command Discipline.
- When the Board has recommended Instructions, Formalized Training or Command Discipline, the case is sent to the NYPD Commissioner to impose training and/or other penalties. Cases where the Board recommends charges are prosecuted by the CCRB’s Administrative Prosecution Unit.

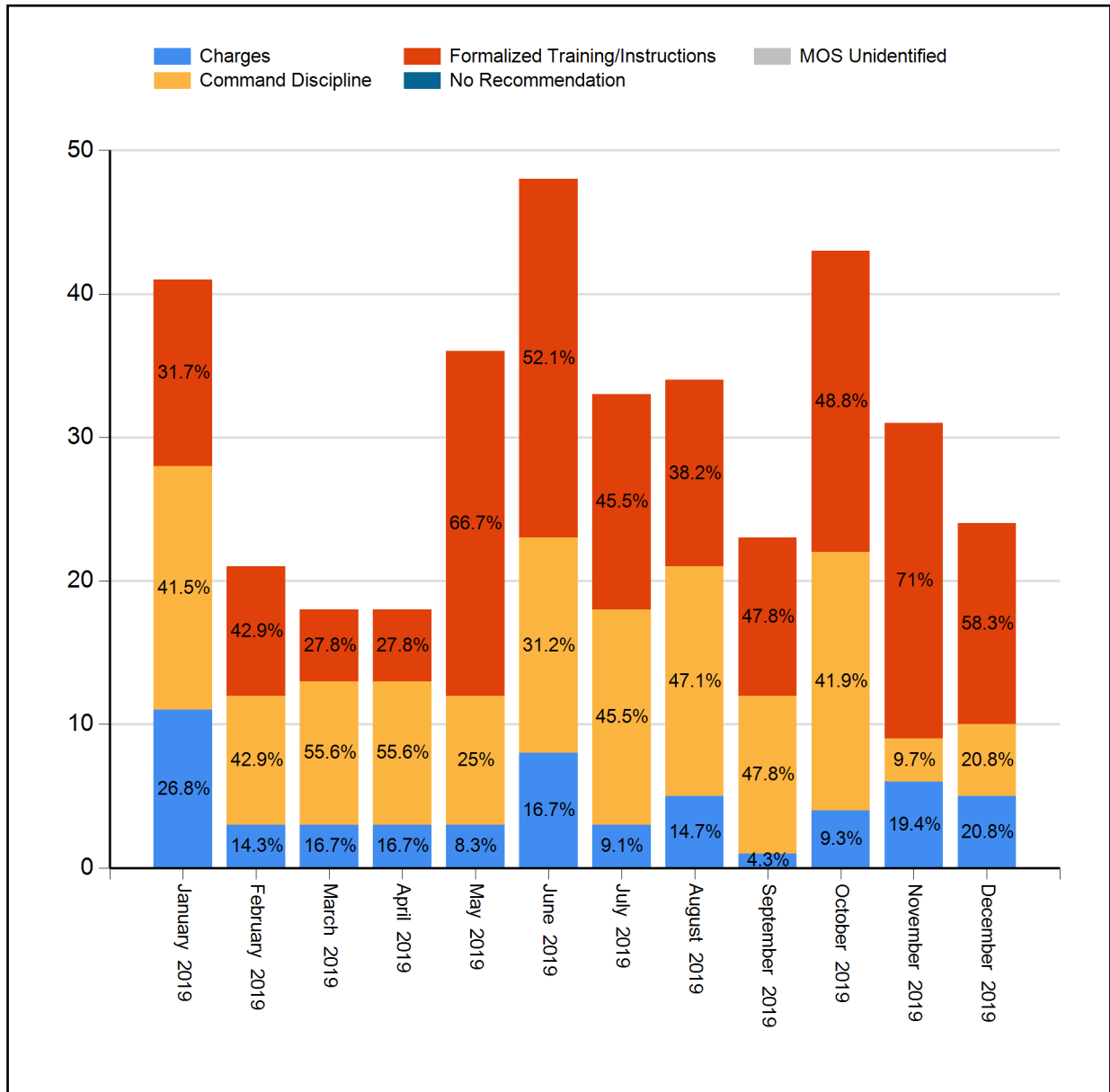
Figure 30: Board Discipline Recommendations For Substantiated Complaints*
(Dec 2018, Dec 2019, YTD 2018, YTD 2019)

Disposition	December 2018		December 2019		YTD 2018		YTD 2019	
	Count	%of Total	Count	%of Total	Count	%of Total	Count	%of Total
Charges	2	13%	5	21%	46	20%	55	15%
Command Discipline	4	27%	5	21%	93	41%	138	37%
Formalized Training	2	13%	8	33%	35	15%	88	24%
Instructions	7	47%	6	25%	52	23%	89	24%
MOS Unidentified	0	0%	0	0%	0	0%	0	0%
Total	15		24		226		370	

Due to the reconsideration process, counts are subject to change.

* A complaint containing a number of substantiated allegations against a number of different officers will typically generate a variety of different disciplinary recommendations. To determine the disciplinary recommendation associated with the complaint as a whole, the CCRB uses the most severe disciplinary recommendation made. The order of severity is: 1) Charges 2) Command Discipline 3) Formalized Training 4) Instructions.

Figure 31: Board Discipline Recommendations For Substantiated Complaints* (2019)



Due to the reconsideration process, counts are subject to change.

* A complaint containing a number of substantiated allegations against a number of different officers will typically generate a variety of different disciplinary recommendations. To determine the disciplinary recommendation associated with the complaint as a whole, the CCRB uses the most severe disciplinary recommendation made. The order of severity is: 1) Charges 2) Command Discipline 3) Formalized Training 4) Instructions.

Board Discipline Recommendations for Officers with Substantiated Allegations

A substantiated CCRB complaint may generate multiple substantiated allegations against multiple officers. Each substantiated allegation will carry its own discipline recommendation from the CCRB Board.

The following table presents the number of officers against whom discipline recommendations have been made as a result of a substantiated CCRB complaint. Where there are multiple substantiated allegations with multiple disciplinary recommendations for an officer in a complaint, the most severe disciplinary recommendation is used to determine the overall recommendation for that officer.

Figure 32: Board Discipline Recommendations for Officers with Substantiated Allegations*
(Dec 2018, Dec 2019, YTD 2018, YTD 2019)

Disposition	December 2018		December 2019		YTD 2018		YTD 2019	
	Count	%of Total	Count	%of Total	Count	%of Total	Count	%of Total
Charges	4	20%	11	25%	71	21.8%	82	15.3%
Command Discipline	4	20%	9	20.5%	128	39.3%	192	35.8%
Formalized Training	5	25%	13	29.5%	57	17.5%	129	24.1%
Instructions	7	35%	11	25%	70	21.5%	133	24.8%
MOS Unidentified	0	0%	0	0%	0	0%	0	0%
Total	20		44		326		536	

Due to the reconsideration process, counts are subject to change.

* The counts in this table reflect the number of distinct MOS with a substantiated allegation in each complaint.

Figure 33: Substantiated Allegations By Borough and NYPD Precinct (December 2019)

The figures in this table reflect all substantiated allegations for each MOS.

Board Disposition	FADO Category	Allegation	Precinct of Occurrence	Borough of Occurrence
Substantiated (Formalized Training)	Abuse of Authority	Forcible Removal to Hospital	6	Manhattan
Substantiated (Formalized Training)	Discourtesy	Word	6	Manhattan
Substantiated (Formalized Training)	Discourtesy	Word	6	Manhattan
Substantiated (Command Discipline A)	Abuse of Authority	Threat of force (verbal or physical)	7	Manhattan
Substantiated (Charges)	Abuse of Authority	Sex Miscon (Sexual/Romantic Proposition)	14	Manhattan
Substantiated (Charges)	Abuse of Authority	Sex Miscon (Sexual/Romantic Proposition)	14	Manhattan
Substantiated (Command Lvl Instructions)	Abuse of Authority	Other	24	Manhattan
Substantiated (Command Lvl Instructions)	Abuse of Authority	Other	24	Manhattan
Substantiated (Command Lvl Instructions)	Discourtesy	Word	28	Manhattan
Substantiated (Formalized Training)	Abuse of Authority	Entry of Premises	40	Bronx
Substantiated (Charges)	Abuse of Authority	Threat of force (verbal or physical)	40	Bronx
Substantiated (Command Discipline B)	Abuse of Authority	Search (of person)	40	Bronx
Substantiated (Command Discipline B)	Abuse of Authority	Question	40	Bronx
Substantiated (Command Discipline B)	Discourtesy	Word	40	Bronx
Substantiated (Charges)	Discourtesy	Word	40	Bronx
Substantiated (Charges)	Discourtesy	Word	40	Bronx
Substantiated (Charges)	Discourtesy	Word	40	Bronx
Substantiated (Charges)	Force	Physical force	40	Bronx
Substantiated (Charges)	Force	Nonlethal restraining device	40	Bronx
Substantiated (Charges)	Offensive Language	Race	40	Bronx
Substantiated (Charges)	Offensive Language	Gender	40	Bronx
Substantiated (Charges)	Offensive Language	Gender	40	Bronx
Substantiated (Command Lvl Instructions)	Abuse of Authority	Failure to provide RTKA card	42	Bronx
Substantiated (Command Lvl Instructions)	Abuse of Authority	Failure to provide RTKA card	42	Bronx
Substantiated (Command Discipline B)	Abuse of Authority	Property damaged	44	Bronx
Substantiated (Command Discipline A)	Abuse of Authority	Seizure of property	44	Bronx
Substantiated (Charges)	Abuse of Authority	Stop	48	Bronx
Substantiated (Charges)	Force	Physical force	48	Bronx
Substantiated (Command Lvl Instructions)	Abuse of Authority	Failure to provide RTKA card	50	Bronx
Substantiated (Command Lvl Instructions)	Abuse of Authority	Failure to provide RTKA card	50	Bronx
Substantiated (Command Lvl Instructions)	Abuse of Authority	Seizure of property	52	Bronx
Substantiated (Formalized Training)	Abuse of Authority	Frisk	69	Brooklyn
Substantiated (Formalized Training)	Abuse of Authority	Entry of Premises	71	Brooklyn
Substantiated (Formalized Training)	Abuse of Authority	Entry of Premises	71	Brooklyn
Substantiated (Formalized Training)	Abuse of Authority	Entry of Premises	71	Brooklyn
Substantiated (Formalized Training)	Abuse of Authority	Entry of Premises	72	Brooklyn
Substantiated (Formalized Training)	Abuse of Authority	Threat to damage/seize property	72	Brooklyn
Substantiated (Formalized Training)	Abuse of Authority	Search of Premises	72	Brooklyn
Substantiated (Formalized Training)	Abuse of Authority	Failure to provide RTKA card	72	Brooklyn
Substantiated (Formalized Training)	Abuse of Authority	Failure to provide RTKA card	72	Brooklyn

Board Disposition	FADO Category	Allegation	Precinct of Occurrence	Borough of Occurrence
Substantiated (Formalized Training)	Abuse of Authority	Vehicle stop	73	Brooklyn
Substantiated (Formalized Training)	Force	Gun Pointed	73	Brooklyn
Substantiated (Charges)	Abuse of Authority	Entry of Premises	81	Brooklyn
Substantiated (Charges)	Abuse of Authority	Entry of Premises	81	Brooklyn
Substantiated (Charges)	Abuse of Authority	Entry of Premises	81	Brooklyn
Substantiated (Charges)	Abuse of Authority	Refusal to obtain medical treatment	81	Brooklyn
Substantiated (Charges)	Abuse of Authority	Refusal to obtain medical treatment	81	Brooklyn
Substantiated (Charges)	Abuse of Authority	Search of Premises	81	Brooklyn
Substantiated (Charges)	Abuse of Authority	Failure to provide RTKA card	81	Brooklyn
Substantiated (Charges)	Abuse of Authority	Failure to provide RTKA card	81	Brooklyn
Substantiated (Charges)	Abuse of Authority	Failure to provide RTKA card	81	Brooklyn
Substantiated (Charges)	Force	Other blunt instrument as a club	81	Brooklyn
Substantiated (Charges)	Force	Chokehold	81	Brooklyn
Substantiated (Charges)	Force	Nonlethal restraining device	81	Brooklyn
Substantiated (Charges)	Force	Restricted Breathing	81	Brooklyn
Substantiated (Command Lvl Instructions)	Discourtesy	Word	107	Queens
Substantiated (Command Discipline B)	Abuse of Authority	Other	109	Queens
Substantiated (Command Discipline B)	Abuse of Authority	Other	109	Queens
Substantiated (Command Discipline B)	Abuse of Authority	Stop	109	Queens
Substantiated (Command Discipline B)	Abuse of Authority	Stop	109	Queens
Substantiated (Command Discipline B)	Force	Physical force	109	Queens
Substantiated (Command Discipline B)	Force	Physical force	109	Queens
Substantiated (Formalized Training)	Abuse of Authority	Forcible Removal to Hospital	114	Queens
Substantiated (Formalized Training)	Abuse of Authority	Forcible Removal to Hospital	114	Queens
Substantiated (Formalized Training)	Abuse of Authority	Entry of Premises	120	Staten Island
Substantiated (Formalized Training)	Abuse of Authority	Entry of Premises	120	Staten Island

Truncations

A “truncation” is a case that is not fully investigated, either because the complainant/alleged victim withdraws the complaint; is uncooperative with the investigation; is not available for the investigative team to interview; or is never identified. The CCRB constantly seeks to lower the number of truncations.

Figure 34: Truncated Allegations (December 2019)

	Withdrawn	Uncooperative	Unavailable	Civilian Unidentified	Pending Litigation*	Total
Force	24	112	66	0	79	281
Abuse of Authority	95	301	74	3	63	536
Discourtesy	8	37	13	2	9	69
Offensive Language	0	10	0	0	5	15
Total	127	460	153	5	156	901

Figure 35: Truncated CCRB Complaints (December 2019)

	Withdrawn	Uncooperative	Unavailable	Civilian Unidentified	Pending Litigation*	Total
Total	40	167	58	2	41	308

Figure 36: Truncated Allegations (YTD 2019)

	Withdrawn	Uncooperative	Unavailable	Civilian Unidentified	Pending Litigation*	Total
Force	230	870	475	35	759	2369
Abuse of Authority	981	2829	582	111	566	5069
Discourtesy	153	349	86	14	73	675
Offensive Language	29	78	22	3	19	151
Total	1393	4126	1165	163	1417	8264

Figure 37: Truncated CCRB Complaints (YTD 2019)

	Withdrawn	Uncooperative	Unavailable	Civilian Unidentified	Pending Litigation*	Total
Total	552	1341	469	58	403	2823

*Pending Litigation is a truncation category added in August 2017. It indicates that the complaint was truncated due to the complainant/alleged victim's attorney.

Complaints Against Officers Assigned to Police Service Areas

The Police Service Areas (PSA) are commands that police New York City Housing Developments throughout the five boroughs. PSA complaints are defined as complaints that contain at least one FADO allegation against an officer assigned to a PSA command.

Figure 38: PSA Complaints Closed as % of Total Complaints Closed

	Dec 2018	Dec 2019	YTD 2018	YTD 2019
PSA Complaints	14	22	189	173
Total Complaints	315	462	4006	4822
PSA Complaints as % of Total	4.4%	4.8%	4.7%	3.6%

A single PSA complaint may contain allegations against multiple officers assigned to multiple PSA commands. The following table breaks out the different PSAs and shows the number of officers assigned to each PSA against whom FADO allegations have been made.

Figure 39: Closed Complaints Against Officers Assigned to a PSA

	Dec 2018	Dec 2019	YTD 2018	YTD 2019
PSA 1	0	1	17	30
PSA 2	5	11	80	54
PSA 3	3	5	31	15
PSA 4	5	6	48	57
PSA 5	4	0	38	30
PSA 6	3	0	27	22
PSA 7	0	13	57	46
PSA 8	6	3	34	29
PSA 9	3	0	28	27
Total	29	39	360	310

Complaints typically contain more than one allegation. The following table shows the allegations made against officers assigned to PSA commands broken out by FADO type.

Figure 40: Closed Allegations Against Officers Assigned to a PSA by FADO Type

	Dec 2018		Dec 2019		YTD 2018		YTD 2019	
	Count	% of Total	Count	% of Total	Count	% of Total	Count	% of Total
Force (F)	7	19%	22	42%	145	30%	146	37%
Abuse of Authority (A)	22	59%	26	49%	249	52%	201	51%
Discourtesy (D)	5	14%	5	9%	63	13%	36	9%
Offensive Language (O)	3	8%	0	0%	26	5%	10	3%
Total	37	100%	53	100%	483	100%	393	100%

Dispositions of Officers Assigned to PSAs

The following tables show the Board disposition of officers assigned to a PSA with a FADO allegation made against them.

Figure 41: Disposition of PSA Officers (2018 vs 2019)

Full Investigations	Dec 2018		Dec 2019		YTD 2018		YTD 2019	
	Count	%of Total	Count	%of Total	Count	%of Total	Count	%of Total
Substantiated	5	33%	4	44%	33	18%	22	18%
Exonerated	3	20%	3	33%	43	23%	43	35%
Unfounded	0	0%	0	0%	6	3%	6	5%
Unsubstantiated	7	47%	2	22%	104	56%	52	42%
MOS Unidentified	0	0%	0	0%	0	0%	0	0%
Total - Full Investigations	15		9		186		123	
Mediation Closures	Count	%of Total	Count	%of Total	Count	%of Total	Count	%of Total
Mediated	0	0%	0	0%	8	24%	10	29%
Mediation Attempted	0	0%	1	100%	25	76%	24	71%
Total - ADR Closures	0		1		33		34	
Resolved Case Total	15	52%	10	26%	219	61%	157	51%
Truncations / Other Closures	Count	%of Total	Count	%of Total	Count	%of Total	Count	%of Total
Complaint withdrawn	0	0%	3	10%	18	13%	21	14%
Complainant/Alleged Victim/Witness uncooperative	4	29%	20	69%	69	49%	74	48%
Complainant/Alleged Victim/Witness unavailable	0	0%	2	7%	20	14%	24	16%
Alleged Victim unidentified	5	36%	0	0%	5	4%	1	1%
Closed - Pending Litigation*	4	29%	4	14%	27	19%	33	22%
Miscellaneous	0	0%	0	0%	1	1%	0	0%
Administrative closure*	1	7%	0	0%	1	1%	0	0%
Total - Other Case Dispositions	14		29		141		153	
Total - Closed Cases	29		39		360		310	

* Closed - Pending Litigation is a truncation category added in August 2017. It indicates that the complaint was truncated due to the complainant/alleged victim's attorney.

**Administrative closure is a special category that deals with NYPD's Internal Affairs Bureau-referred cases or spin off cases with no complainant/alleged victim, and in which CCRB attempts to locate or identify a complainant/alleged victim has yielded no results.

Mediation Unit

Whenever mediation between a complainant/alleged victim and subject officer is suitable, it is offered by CCRB investigators. If the complainant/alleged victim and subject officer both agree to participate, a neutral, third-party mediator facilitates a conversation between the parties. “Mediation Attempted” refers to a situation in which an officer agrees to mediate and the complainant becomes unavailable (after the complainant initially agreed to mediation). The chart below indicates the number of mediations and attempted mediations in December and this year.

Figure 42: Mediated Complaints Closed

	December 2019			YTD 2019		
	Mediated	Mediation Attempted	Total	Mediated	Mediation Attempted	Total
Mediated Complaints	18	30	48	187	240	427

Figure 43: Mediated FADO Allegations Closed

	December 2019			YTD 2019		
	Mediated	Mediation Attempted	Total	Mediated	Mediation Attempted	Total
Force	6	6	12	25	62	87
Abuse of Authority	35	53	88	420	540	960
Discourtesy	7	14	21	54	82	136
Offensive Language	1	1	2	12	17	29
Total	49	74	123	511	701	1212

Figure 44: Mediated Complaints By Borough (December 2019)

	Mediations
	0
Bronx	3
Brooklyn	7
Manhattan	7
Queens	1
Staten Island	0

Figure 45: Mediated Allegations By Borough (December 2019)

	Mediations
Bronx	5
Brooklyn	24
Manhattan	19
Queens	1
Staten Island	0

**Figure 46: Mediated Complaints By Precinct
(Dec 2019 - YTD 2019)**

Precinct	Dec 2019	YTD 2019	Precinct	Dec 2019	YTD 2019
0	1	1	61	1	3
1	0	4	62	1	2
5	0	3	67	0	6
6	0	3	68	0	2
7	1	5	70	1	4
9	0	8	71	1	4
10	0	2	72	0	3
13	1	2	73	0	1
14	0	5	75	1	9
17	1	2	77	0	2
18	0	6	78	1	2
19	0	1	83	0	3
20	0	3	84	0	1
22	0	1	90	1	3
23	0	1	100	0	3
25	1	4	102	0	3
26	0	1	103	0	5
28	2	4	104	0	4
30	0	2	105	0	2
32	0	2	106	0	1
33	0	1	107	0	2
40	0	3	108	0	1
42	1	3	109	1	5
43	0	1	110	0	1
44	0	9	111	0	1
45	1	1	112	0	1
46	0	2	113	0	3
47	0	7	114	0	3
48	0	1	115	0	1
50	0	1	120	0	2
52	1	5	121	0	3
60	0	5	122	0	2
			NA	1	1

**Figure 47: Mediated Allegations By Precinct
(Dec 2019 - YTD 2019)**

Precinct	Dec 2019	YTD 2019	Precinct	Dec 2019	YTD 2019
1	0	7	62	2	4
5	0	11	67	0	14
6	0	5	68	0	6
7	3	13	70	3	8
9	0	24	71	3	10
10	0	5	72	0	5
13	10	11	73	0	2
14	0	11	75	13	56
17	1	5	77	0	2
18	0	15	78	1	2
19	0	3	83	0	11
20	0	5	84	0	1
22	0	1	90	1	13
23	0	6	100	0	3
25	1	9	102	0	15
26	0	1	103	0	30
28	3	8	104	0	6
30	0	6	105	0	4
32	0	8	106	0	4
33	0	1	107	0	12
40	0	19	108	0	1
42	2	18	109	1	7
43	0	2	110	0	2
44	0	15	111	0	1
45	1	1	112	0	1
46	0	3	113	0	7
47	0	11	114	0	10
48	0	3	115	0	3
50	0	1	120	0	5
52	2	11	121	0	6
60	0	8	122	0	7
61	1	5	NA	1	1

Administrative Prosecution Unit

The CCRB’s Administrative Prosecution Unit (APU) prosecutes police misconduct cases when the Board has recommended charges, in the NYPD Trial Room. The APU is also able to offer pleas to officers who admit guilt rather than going to trial. Following a plea agreement or the conclusion of a disciplinary trial, cases are sent to the Police Commissioner for final penalties.

Figure 48: Administrative Prosecution Unit Case Closures

Disposition Category	Prosecution Disposition	Dec 2019	YTD 2019
Disciplinary Action	Not guilty after trial but Discipline Imposed	0	0
	Guilty after trial	0	15
	Trial verdict dismissed by PC, Comm. Disc. A imposed	0	0
	Trial verdict dismissed by PC, Comm. Disc. B imposed	0	0
	Trial verdict dismissed by PC, Formalized Training imposed	0	0
	Trial verdict dismissed by PC, Instructions imposed	0	0
	Trial verdict reversed by PC, Final verdict Guilty	0	0
	Resolved by plea	1	10
	Plea set aside, Comm. Disc. B	0	0
	Plea set aside, Comm. Disc. A	0	0
	Plea set aside, Formalized Training	0	0
	Plea set aside, Instructions	0	0
	*Retained, with discipline	0	3
	Disciplinary Action Total		1
No Disciplinary Action	Not guilty after trial	0	13
	Trial verdict reversed by PC, Final verdict Not Guilty	1	1
	Plea set aside, Without discipline	0	0
	**Retained, without discipline	0	0
	Dismissed by APU	0	0
	SOL Expired in APU	0	0
	No Disciplinary Action Total		1
Not Adjudicated	Charges not filed	0	1
	Deceased	0	0
	Other	0	3
	***Previously adjudicated, with discipline	0	0
	***Previously adjudicated, without discipline	0	0
	†Reconsidered by CCRB Board	0	5
	Retired	0	0
	SOL Expired prior to APU	0	0
	Not Adjudicated Total		0
Total Closures		2	51

*Retained cases are those in which the Department kept jurisdiction pursuant to Section 2 of the April 2, 2012 Memorandum of Understanding between the NYPD and the CCRB.

** When the Department keeps jurisdiction pursuant to Section 2 and does not impose any discipline on the officer, it is the equivalent of a category referred to as "Department Unable to Prosecute" (DUP). Cases are referred to as DUP when the department decides that it will not discipline an officer against whom the Board recommended discipline other than charges.

*** In some cases, the Department conducts its own investigation and prosecution prior to the completion of the CCRB's investigation. In those cases, the APU does not conduct a second prosecution.

† Under the Board's reconsideration process, an officer who has charges recommended as the penalty for a substantiated allegation may have the recommended penalty changed to something other than charges or have the disposition changed to something other than substantiated. In those cases, the APU ceases its prosecution.

NYPD Discipline

Under the New York City Charter, the Police Commissioner makes the final decision regarding discipline and the outcome of disciplinary trials.

The first chart reflects NYPD-imposed discipline for cases brought by the APU (Charges).

The chart on the following page reflects cases referred to the Police Commissioner where the Board recommended Command Discipline, Formalized Training or Instructions.

Figure 49: NYPD Discipline Imposed for Adjudicated APU Cases

Discipline*	December 2019	YTD 2019
Terminated	0	1
Suspension for or loss of vacation time of 31 or more days and/or Dismissal Probation	0	1
Suspension for or loss of vacation time of 21 to 30 days	0	2
Suspension for or loss of vacation time of 11 to 20 days	0	5
Suspension for or loss of vacation time of 1 to 10 days	1	16
Command Discipline B	0	0
Command Discipline A	0	2
Formalized Training**	0	0
Instructions***	0	1
Warned & Admonished/Reprimanded	0	0
Disciplinary Action† Total	1	28
No Disciplinary Action†	1	15
Adjudicated Total	2	43
Discipline Rate	50%	65%
Not Adjudicated† Total	0	9
Total Closures	2	52

*Where more than one penalty is imposed on a respondent, it is reported under the more severe penalty.

** Formalized training is conducted by the Police Academy, the NYPD Legal Bureau, or other NYPD Unit.

*** Instructions are conducted at the command level.

† The case closure types that define the "Disciplinary Action", "No Disciplinary Action" and "Not Adjudicated" categories are listed in Figure 43 on the previous page.

Figure 50: NYPD Discipline Imposed for Non-APU Cases

Disposition	Disposition Type*	December 2019	YTD 2019
Disciplinary Action	Terminated	0	0
	Suspension for or loss of vacation time of 31 or more days and/or Dismissal Probation	0	0
	Suspension for or loss of vacation time of 21 to 30 days	0	0
	Suspension for or loss of vacation time of 11 to 20 days	0	1
	Suspension for or loss of vacation time of 1 to 10 days	0	1
	Command Discipline B	1	8
	Command Discipline A	5	61
	Formalized Training**	6	87
	Instructions***	4	82
	Warned & admonished/Reprimanded	0	0
	Total	16	240
No Disciplinary Action	Filed ††	0	7
	SOL Expired	0	1
	Department Unable to Prosecute†††	5	46
	No Finding ††††	1	10
	Total	6	64
	Discipline Rate	73%	79%
	DUP Rate	23%	15%

*Where the respondent is found guilty of charges, and the penalty imposed would fall into more than one of the above listed categories, it is reported under the more severe penalty.

** Formalized training is conducted by the Police Academy, the NYPD Legal Bureau, or other NYPD Unit.

*** Instructions are conducted at the command level.

† Trial outcomes in non-APU cases typically involve MOS who turned down command discipline, prompting the police department to proceed with charges.

†† "Filed" is a term used when the police department is not required to take action against the subject officer because the officer has resigned or retired from the department, or has been terminated.

††† When the department decides that it will not discipline an officer against whom the Board recommended discipline other than charges, those cases are referred to as "Department Unable to Prosecute," or DUP.

†††† "No Finding" refers to cases which the department reports as "Administratively Closed."

Figure 51: NYPD Discipline Imposed for Allegations - Non-APU Cases (December 2019)

Board Disposition	FADO Type	Allegation	Precinct	Borough	NYPD Discipline
Substantiated (Command Discipline A)	A	Threat of force (verbal or physical)	6	Manhattan	Command Discipline A
Substantiated (Command Discipline A)	D	Word	6	Manhattan	Command Discipline A
Substantiated (Command Discipline A)	D	Word	6	Manhattan	Command Discipline A
Substantiated (Command Discipline A)	D	Action	6	Manhattan	Command Discipline A
Substantiated (Command Lvl Instructions)	D	Word	18	Manhattan	Instructions
Substantiated (Command Lvl Instructions)	D	Word	18	Manhattan	Instructions
Substantiated (Command Lvl Instructions)	D	Word	18	Manhattan	Instructions
Substantiated (Formalized Training)	D	Word	18	Manhattan	Instructions
Substantiated (Command Lvl Instructions)	D	Word	33	Manhattan	Instructions
Substantiated (Command Discipline B)	A	Frisk	42	Bronx	Formalized Training
Substantiated (Command Discipline B)	A	Search (of person)	42	Bronx	Formalized Training
Substantiated (Command Discipline B)	A	Question	42	Bronx	Formalized Training
Substantiated (Command Discipline B)	A	Question	42	Bronx	Formalized Training
Substantiated (Command Discipline B)	D	Word	44	Bronx	Command Discipline B
Substantiated (Command Discipline B)	D	Word	44	Bronx	Command Discipline B
Substantiated (Command Discipline A)	A	Stop	44	Bronx	Command Discipline A
Substantiated (Command Discipline A)	A	Stop	44	Bronx	Command Discipline A
Substantiated (Formalized Training)	D	Word	45	Bronx	No Discipline
Substantiated (Formalized Training)	A	Refusal to provide name	45	Bronx	No Discipline
Substantiated (Command Lvl Instructions)	A	Entry of Premises	47	Bronx	Formalized Training
Substantiated (Command Lvl Instructions)	A	Entry of Premises	47	Bronx	Formalized Training
Substantiated (Command Lvl Instructions)	A	Threat to damage/seize property	47	Bronx	Formalized Training
Substantiated (Command Lvl Instructions)	A	Threat to damage/seize property	47	Bronx	Formalized Training
Substantiated (Command Discipline A)	D	Word	47	Bronx	Command Discipline A
Substantiated (Command Discipline A)	D	Word	47	Bronx	Command Discipline A
Substantiated (Command Discipline A)	E	Gender Identity	47	Bronx	Command Discipline A
Substantiated (Command Discipline A)	E	Gender Identity	47	Bronx	Command Discipline A
Substantiated (Command Discipline A)	A	Sexual Misconduct (Sexual Humiliation)	47	Bronx	Command Discipline A
Substantiated (Command Discipline A)	A	Sexual Misconduct (Sexual Humiliation)	47	Bronx	Command Discipline A

Board Disposition	FADO Type	Allegation	Precinct	Borough	NYPD Discipline
Substantiated (Formalized Training)	A	Threat of force (verbal or physical)	48	Bronx	No Discipline
Substantiated (Formalized Training)	A	Search (of person)	60	Brooklyn	Formalized Training
Substantiated (Command Discipline A)	A	Entry of Premises	67	Brooklyn	Command Discipline A
Substantiated (Command Discipline A)	A	Property damaged	67	Brooklyn	Command Discipline A
Substantiated (Command Discipline A)	A	Other	67	Brooklyn	Formalized Training
Substantiated (Command Discipline A)	A	Other	67	Brooklyn	Formalized Training
Substantiated (Command Discipline A)	A	Search of Premises	67	Brooklyn	Command Discipline A
Substantiated (Command Lvl Instructions)	A	Search (of person)	75	Brooklyn	No Discipline
Substantiated (Command Lvl Instructions)	A	Search (of person)	75	Brooklyn	No Discipline
Substantiated (Command Discipline A)	A	Refusal to process civilian complaint	78	Brooklyn	No Discipline
Substantiated (Command Lvl Instructions)	A	Seizure of property	79	Brooklyn	Instructions

Figure 52: NYPD Discipline Imposed for Allegations - APU Adjudicated Cases (December 2019)

Board Disposition	FADO Type	Allegation	Precinct	Borough	NYPD Discipline
Substantiated (Charges)	F	Physical force	19	Manhattan	No Discipline (Trial verdict reversed by PC, Final verdict Not Guilty)
Substantiated (Charges)	A	Vehicle search	69	Brooklyn	Forfeit vacation 5 day(s)
Substantiated (Charges)	A	Frisk	69	Brooklyn	Forfeit vacation 5 day(s)
Substantiated (Charges)	A	Search (of person)	69	Brooklyn	Forfeit vacation 5 day(s)

Appendix

Over the years, the CCRB has made many types of data publicly available. In reorganizing the Monthly Report, we do not intend to remove any valuable information from the public domain. However, the Agency believes that some information is essential to place in the main body of the Monthly Report, while more granular charts and figures are better suited to the Appendix. We welcome you to contact the CCRB at www.nyc.gov or 212-912-7235 if you are having difficulty finding information on CCRB data that was formerly available.

Figure 53: CCRB Open Docket - Age of CCRB Cases Based On Incident Date

	December 2019		November 2019		Change	% Change
	Count	% of Total	Count	% of Total		
Cases 0-4 Months	1596	59.7%	1689	63.4%	-93	-5.5%
Cases 5-7 Months	593	22.2%	581	21.8%	12	2.1%
Cases 8 Months	135	5.0%	94	3.5%	41	43.6%
Cases 9 Months	90	3.4%	60	2.3%	30	50.0%
Cases 10 Months	46	1.7%	67	2.5%	-21	-31.3%
Cases 11 Months	64	2.4%	36	1.4%	28	77.8%
Cases 12 Months	31	1.2%	34	1.3%	-3	-8.8%
Cases 13 Months	32	1.2%	28	1.1%	4	14.3%
Cases 14 Months	23	0.9%	19	0.7%	4	21.1%
Cases 15 Months	17	0.6%	15	0.6%	2	13.3%
Cases 16 Months	11	0.4%	9	0.3%	2	22.2%
Cases 17 Months	7	0.3%	8	0.3%	-1	-12.5%
Cases 18 Months	5	0.2%	1	0.0%	4	400.0%
Cases Over 18 Months	25	0.9%	24	0.9%	1	4.2%
NA	0	0.0%	0	0.0%	0	NA
Total	2675	100.0%	2665	100.0%	10	0.4%

Figure 54: CCRB Open Docket - Age of CCRB Cases Based On CCRB Received Date

	December 2019		November 2019		Change	% Change
	Count	% of Total	Count	% of Total		
Cases 0-4 Months	1783	66.7%	1870	70.2%	-87	-4.7%
Cases 5-7 Months	562	21.0%	519	19.5%	43	8.3%
Cases 8 Months	100	3.7%	77	2.9%	23	29.9%
Cases 9 Months	66	2.5%	56	2.1%	10	17.9%
Cases 10 Months	45	1.7%	43	1.6%	2	4.7%
Cases 11 Months	37	1.4%	21	0.8%	16	76.2%
Cases 12 Months	22	0.8%	33	1.2%	-11	-33.3%
Cases 13 Months	25	0.9%	19	0.7%	6	31.6%
Cases 14 Months	17	0.6%	8	0.3%	9	112.5%
Cases 15 Months	5	0.2%	6	0.2%	-1	-16.7%
Cases 16 Months	4	0.1%	2	0.1%	2	100.0%
Cases 17 Months	1	0.0%	3	0.1%	-2	-66.7%
Cases 18 Months	0	0.0%	1	0.0%	-1	NA
Cases Over 18 Months	8	0.3%	7	0.3%	1	14.3%
NA	0	0.0%	0	0.0%	0	NA
Total	2675	100.0%	2665	100.0%	10	0.4%

Figure 55: CCRB Investigations Docket - Age of CCRB Cases Based On Incident Date

	December 2019		November 2019		Change	% Change
	Count	% of Total	Count	% of Total		
Cases 0-4 Months	1034	62.2%	999	63.4%	35	3.5%
Cases 5-7 Months	308	18.5%	301	19.1%	7	2.3%
Cases 8 Months	81	4.9%	70	4.4%	11	15.7%
Cases 9 Months	66	4.0%	40	2.5%	26	65.0%
Cases 10 Months	31	1.9%	45	2.9%	-14	-31.1%
Cases 11 Months	41	2.5%	28	1.8%	13	46.4%
Cases 12 Months	25	1.5%	19	1.2%	6	31.6%
Cases 13 Months	19	1.1%	21	1.3%	-2	-9.5%
Cases 14 Months	13	0.8%	15	1.0%	-2	-13.3%
Cases 15 Months	9	0.5%	9	0.6%	0	0.0%
Cases 16 Months	5	0.3%	2	0.1%	3	150.0%
Cases 17 Months	4	0.2%	7	0.4%	-3	-42.9%
Cases 18 Months	4	0.2%	0	0.0%	4	NA
Cases Over 18 Months	22	1.3%	19	1.2%	3	15.8%
NA	0	0.0%	0	0.0%	0	NA
Total	1662	100.0%	1575	100.0%	87	5.5%

Figure 56: CCRB DA Hold Docket - Age of CCRB Cases Based On Incident Date

	December 2019	
	Count	% of Total
Cases 0-4 Months	0	0.0%
Cases 5-7 Months	2	50.0%
Cases 8 Months	1	25.0%
Cases 9 Months	0	0.0%
Cases 10 Months	0	0.0%
Cases 11 Months	0	0.0%
Cases 12 Months	0	0.0%
Cases 13 Months	0	0.0%
Cases 14 Months	0	0.0%
Cases 15 Months	0	0.0%
Cases 16 Months	1	25.0%
Cases 17 Months	0	0.0%
Cases 18 Months	0	0.0%
Cases Over 18 Months	0	0.0%
NA	0	0.0%
Total	4	100.0%

Figure 57: Disposition of Force Allegations (YTD 2019)

Force Allegation	Substantiated		Exonerated		Unsubstantiated		Unfounded		Officer Unidentified		Miscellaneous	
	Count	%	Count	%	Count	%	Count	%	Count	%	Count	%
Gun Pointed	4	5.7%	44	62.9%	13	18.6%	5	7.1%	4	5.7%	0	0%
Gun fired	2	25%	4	50%	1	12.5%	1	12.5%	0	0%	0	0%
Nightstick as club (incl asp & baton)	0	0%	6	50%	2	16.7%	3	25%	1	8.3%	0	0%
Gun as club	0	0.0%	0	0.0%	0	0.0%	0	0.0%	0	0.0%	0	0.0%
Radio as club	0	0%	0	0%	4	66.7%	1	16.7%	1	16.7%	0	0%
Flashlight as club	0	0%	0	0%	0	0%	0	0%	1	100%	0	0%
Police shield	0	0%	0	0%	4	80%	1	20%	0	0%	0	0%
Vehicle	0	0%	0	0%	2	33.3%	3	50%	1	16.7%	0	0%
Other blunt instrument as a club	1	7.7%	0	0%	2	15.4%	7	53.8%	3	23.1%	0	0%
Hit against inanimate object	2	4.8%	10	23.8%	16	38.1%	8	19%	5	11.9%	1	2.4%
Chokehold	12	19%	0	0%	25	39.7%	17	27%	9	14.3%	0	0%
Pepper spray	2	11.8%	7	41.2%	5	29.4%	1	5.9%	2	11.8%	0	0%
Physical force	49	4.7%	458	44.1%	298	28.7%	139	13.4%	92	8.9%	2	0.2%
Handcuffs too tight	0	0%	0	0%	12	100%	0	0%	0	0%	0	0%
Nonlethal restraining device	21	32.3%	30	46.2%	7	10.8%	5	7.7%	2	3.1%	0	0%
Animal	0	0.0%	0	0.0%	0	0.0%	0	0.0%	0	0.0%	0	0.0%
Other	0	0%	2	15.4%	7	53.8%	2	15.4%	2	15.4%	0	0%
Restricted Breathing	5	7.6%	0	0%	32	48.5%	16	24.2%	12	18.2%	1	1.5%
Total	98	6.8%	561	39%	430	29.9%	209	14.5%	135	9.4%	4	0.3%

Figure 58: Disposition of Abuse of Authority Allegations (YTD 2019)

Abuse of Authority Allegation	Substantiated		Exonerated		Unsubstantiated		Unfounded		Officer Unidentified		Miscellaneous	
	Count	%	Count	%	Count	%	Count	%	Count	%	Count	%
Gun Drawn	1	3.6%	14	50%	8	28.6%	4	14.3%	1	3.6%	0	0%
Entry of Premises	50	10.7%	337	71.9%	69	14.7%	6	1.3%	6	1.3%	1	0.2%
Strip-searched	10	19.6%	7	13.7%	26	51%	4	7.8%	4	7.8%	0	0%
Vehicle stop	6	2.6%	133	56.6%	62	26.4%	0	0%	34	14.5%	0	0%
Vehicle search	18	8.2%	103	47%	68	31.1%	4	1.8%	26	11.9%	0	0%
Premises entered and/or searched	0	0%	5	83.3%	0	0%	0	0%	1	16.7%	0	0%
Threat of summons	5	10.4%	27	56.2%	11	22.9%	1	2.1%	4	8.3%	0	0%
Threat of arrest	29	6.3%	227	49.7%	140	30.6%	26	5.7%	35	7.7%	0	0%
Threat to notify ACS	1	4.2%	13	54.2%	9	37.5%	0	0%	1	4.2%	0	0%
Threat of force (verbal or physical)	22	11.2%	53	26.9%	70	35.5%	30	15.2%	21	10.7%	1	0.5%
Threat to damage/seize property	9	13.6%	25	37.9%	22	33.3%	2	3%	8	12.1%	0	0%
Property damaged	10	9%	17	15.3%	43	38.7%	11	9.9%	29	26.1%	1	0.9%
Refusal to process civilian complaint	31	34.1%	2	2.2%	39	42.9%	3	3.3%	16	17.6%	0	0%
Refusal to provide name/shield number	9	14.8%	0	0%	38	62.3%	9	14.8%	5	8.2%	0	0%
Retaliatory arrest	11	84.6%	0	0%	2	15.4%	0	0%	0	0%	0	0%
Retaliatory summons	13	92.9%	1	7.1%	0	0%	0	0%	0	0%	0	0%
Refusal to obtain medical treatment	14	16.5%	1	1.2%	42	49.4%	21	24.7%	7	8.2%	0	0%
Improper dissemination of medical info	0	0.0%	0	0.0%	0	0.0%	0	0.0%	0	0.0%	0	0.0%
Other	23	34.3%	21	31.3%	19	28.4%	2	3%	2	3%	0	0%
Seizure of property	17	22.7%	39	52%	12	16%	2	2.7%	5	6.7%	0	0%
Refusal to show search warrant	2	4.4%	2	4.4%	25	55.6%	8	17.8%	8	17.8%	0	0%
Frisk	43	16.6%	96	37.1%	73	28.2%	11	4.2%	36	13.9%	0	0%
Search (of person)	27	11.5%	80	34.2%	92	39.3%	4	1.7%	31	13.2%	0	0%
Stop	50	17.4%	132	45.8%	74	25.7%	9	3.1%	23	8%	0	0%
Question	11	9.5%	53	45.7%	33	28.4%	2	1.7%	17	14.7%	0	0%
Refusal to show arrest warrant	0	0%	1	33.3%	1	33.3%	0	0%	1	33.3%	0	0%
Interference with recording	9	12.5%	18	25%	23	31.9%	13	18.1%	9	12.5%	0	0%
Search of recording device	4	12.9%	1	3.2%	14	45.2%	4	12.9%	8	25.8%	0	0%
Electronic device information deletion	1	9.1%	0	0%	4	36.4%	2	18.2%	4	36.4%	0	0%

Forcible Removal to Hospital	16	6.7%	202	84.5%	14	5.9%	5	2.1%	2	0.8%	0	0%
Threat re: removal to hospital	4	13.3%	5	16.7%	18	60%	0	0%	3	10%	0	0%
Threat re: immigration status	1	100%	0	0%	0	0%	0	0%	0	0%	0	0%
Disseminated immigration status	0	0.0%	0	0.0%	0	0.0%	0	0.0%	0	0.0%	0	0.0%
Questioned immigration status	0	0%	0	0%	0	0%	0	0%	2	100%	0	0%
Search of Premises	18	7.2%	176	70.7%	38	15.3%	7	2.8%	9	3.6%	1	0.4%
Sex Miscon (Sexual Harassment, Verbal)	6	24%	0	0%	12	48%	2	8%	5	20%	0	0%
Sex Miscon (Sexual Harassment, Gesture)	1	14.3%	0	0%	5	71.4%	0	0%	1	14.3%	0	0%
Sexual Misconduct (Sexual Humiliation)	10	52.6%	0	0%	2	10.5%	4	21.1%	3	15.8%	0	0%
Sex Miscon (Sexual/Romantic Proposition)	3	42.9%	0	0%	4	57.1%	0	0%	0	0%	0	0%
Sex Miscon (Sexually Motivated Arrest)	0	0.0%	0	0.0%	0	0.0%	0	0.0%	0	0.0%	0	0.0%
Sex Miscon (Sexually Motivated Stop)	0	0.0%	0	0.0%	0	0.0%	0	0.0%	0	0.0%	0	0.0%
Sex Miscon (Sexually Motivated Frisk)	0	0.0%	0	0.0%	0	0.0%	0	0.0%	0	0.0%	0	0.0%
Sex Miscon (Sexually Motivated Search)	0	0.0%	0	0.0%	0	0.0%	0	0.0%	0	0.0%	0	0.0%
Sex Miscon (Sexually Motiv Strip-Search)	0	0%	0	0%	2	100%	0	0%	0	0%	0	0%
Sex Miscon (Sexually Motiv Vehicle Stop)	0	0.0%	0	0.0%	0	0.0%	0	0.0%	0	0.0%	0	0.0%
Sex Miscon (Sexually Motiv Photo/Video)	0	0.0%	0	0.0%	0	0.0%	0	0.0%	0	0.0%	0	0.0%
Sex Miscon (Sexually Motivated Summons)	0	0.0%	0	0.0%	0	0.0%	0	0.0%	0	0.0%	0	0.0%
Photography/Videography	3	11.5%	7	26.9%	9	34.6%	1	3.8%	6	23.1%	0	0%
Body Cavity Searches	1	33.3%	0	0%	1	33.3%	0	0%	1	33.3%	0	0%
Refusal to provide name	17	7%	2	0.8%	155	64%	38	15.7%	30	12.4%	0	0%
Refusal to provide shield number	21	9%	3	1.3%	147	62.8%	38	16.2%	25	10.7%	0	0%
Failure to provide RTKA card	47	35.9%	14	10.7%	49	37.4%	5	3.8%	16	12.2%	0	0%
Failed to Obtain Language Interpretation	0	0%	0	0%	1	33.3%	2	66.7%	0	0%	0	0%
Total	574	12.5%	1817	39.5%	1476	32.1%	280	6.1%	445	9.7%	4	0.1%

Figure 59: Disposition of Discourtesy Allegations (YTD 2019)

Discourtesy Allegation	Substantiated		Exonerated		Unsubstantiated		Unfounded		Officer Unidentified		Miscellaneous	
	Count	%	Count	%	Count	%	Count	%	Count	%	Count	%
Word	156	20.2%	79	10.2%	318	41.2%	95	12.3%	123	15.9%	1	0.1%
Gesture	2	14.3%	0	0%	9	64.3%	0	0%	3	21.4%	0	0%
Demeanor/tone	0	0%	0	0%	2	100%	0	0%	0	0%	0	0%
Action	17	18.3%	4	4.3%	50	53.8%	9	9.7%	12	12.9%	1	1.1%
Other	0	0.0%	0	0.0%	0	0.0%	0	0.0%	0	0.0%	0	0.0%
Total	175	19.9%	83	9.4%	379	43%	104	11.8%	138	15.7%	2	0.2%

Figure 60: Disposition of Offensive Language Allegations (YTD 2019)

Offensive Language Allegation	Substantiated		Exonerated		Unsubstantiated		Unfounded		Officer Unidentified		Miscellaneous	
	Count	%	Count	%	Count	%	Count	%	Count	%	Count	%
Race	6	9.2%	0	0%	33	50.8%	14	21.5%	12	18.5%	0	0%
Ethnicity	2	13.3%	0	0%	10	66.7%	2	13.3%	1	6.7%	0	0%
Religion	0	0%	0	0%	2	33.3%	2	33.3%	2	33.3%	0	0%
Sexual orientation	0	0%	0	0%	7	46.7%	2	13.3%	6	40%	0	0%
Physical disability	0	0%	0	0%	6	100%	0	0%	0	0%	0	0%
Other	6	18.8%	1	3.1%	16	50%	5	15.6%	4	12.5%	0	0%
Gender Identity	2	20%	0	0%	4	40%	1	10%	3	30%	0	0%
Gender	8	25%	1	3.1%	11	34.4%	5	15.6%	7	21.9%	0	0%
Total	24	13.3%	2	1.1%	89	49.2%	31	17.1%	35	19.3%	0	0%

Figure 61: Administrative Prosecutions Unit Open Docket (December 2019)

Case Stage	Cases	Percent
Trial commenced	0	0%
Awaiting filing of charges	14	14%
Charges filed, awaiting service	34	34%
Charges served, CORD/SoEH/DCS pending	37	37%
Charges served, Conference Date Requested	2	2%
Calendared for court appearance	4	4%
Case Off Calendar - Subsequent Appearance Pending	1	1%
Trial scheduled	6	6%
Plea agreed - paperwork pending	1	1%
Total	99	100%

CORD is the CO's Report on MOS facing discipline.
 SoEH is the Summary of Employment History.
 DCS is the Disciplinary Cover Sheet.

Figure 62: Administrative Prosecutions Unit Cases Awaiting Final Disposition (December 2019)

Case Stage	Cases	Percent
Disposition modified, awaiting final disp.	0	0%
Plea filed - awaiting approval by PC	9	33%
Verdict rendered - awaiting approval by PC	4	15%
Verdict rendered - Fogel response due	0	0%
Trial completed, awaiting verdict	14	52%
Total	27	100%

A Fogel response is a letter to the Trial Commissioner with comments from the CCRB on the Trial Commissioner's report and recommendation.

Figure 63: Officers With CCRB Complaints Closed in 2019 by Command

Patrol Services Bureau	Substantiated MOS Dec 2019	Substantiated MOS YTD 2019	Total MOS Dec 2019	Total MOS YTD 2019
Patrol Borough Manhattan South Total	3	26	33	355
Patrol Borough Manhattan North Total	3	46	36	530
Patrol Borough Bronx Total	11	127	101	1057
Patrol Borough Brooklyn South Total	6	82	98	711
Patrol Borough Brooklyn North Total	7	87	72	737
Patrol Borough Queens South Total	1	36	38	542
Patrol Borough Queens North Total	2	21	20	326
Patrol Borough Staten Island Total	0	12	12	235
Special Operations Division Total	0	4	4	57
Other Patrol Services Bureau Commands Total	0	0	0	4
Total	33	441	414	4554
Other Bureaus				
Traffic Control Division Total	0	2	7	75
Transit Bureau Total	0	18	29	234
Housing Bureau Total	4	25	42	329
Organized Crime Control Bureau Total	5	16	9	171
Detective Bureau Total	0	11	12	173
Other Bureaus Total	2	12	14	142
Total	11	84	113	1124
Other Commands				
Deputy Commissioners and Miscellaneous Commands Total	0	4	5	53
Undetermined	0	7	5	78
Total	44	536	537	5809

Table shows MOS command as recorded at the time of complaint.

Figure 64A: Officers With CCRB Complaints Closed in 2019 by Command - Patrol Borough Manhattan South

Manhattan South	Substantiated MOS Dec 2019	Substantiated MOS YTD 2019	Total MOS Dec 2019	Total MOS YTD 2019
001 Precinct	0	2	2	33
005 Precinct	0	5	0	27
006 Precinct	2	3	3	37
007 Precinct	0	3	7	31
009 Precinct	0	1	3	31
010 Precinct	0	0	2	19
013 Precinct	0	0	4	27
Midtown South Precinct	1	1	8	47
017 Precinct	0	0	2	11
Midtown North Precinct	0	6	1	61
Precincts Total	3	21	32	324
Patrol Borough Manhattan South Task Force	0	0	0	6
Patrol Borough Manhattan South HQ	0	5	1	23
Patrol Borough Manhattan South Anti-Crime Unit	0	0	0	2
Patrol Borough Manhattan South Total	3	26	33	355

Table shows MOS command as recorded at the time of complaint.

Figure 64B: Officers With CCRB Complaints Closed in 2019 by Command - Patrol Borough Manhattan North

Manhattan North	Substantiated MOS Dec 2019	Substantiated MOS YTD 2019	Total MOS Dec 2019	Total MOS YTD 2019
019 Precinct	0	2	1	31
020 Precinct	0	2	0	28
023 Precinct	0	2	4	34
024 Precinct	2	3	3	30
025 Precinct	0	3	4	68
026 Precinct	0	1	6	22
Central Park Precinct	0	2	0	8
028 Precinct	1	7	6	66
030 Precinct	0	2	0	28
032 Precinct	0	3	4	67
033 Precinct	0	7	0	43
034 Precinct	0	10	8	90
Precincts Total	3	44	36	515
Patrol Borough Manhattan North Task Force	0	0	0	0
Patrol Borough Manhattan North HQ	0	0	0	3
Patrol Borough Manhattan North Anti-Crime Unit	0	2	0	12
Manhattan North Impact Response Team	0	0	0	0
Patrol Borough Manhattan North Total	3	46	36	530

Table shows MOS command as recorded at the time of complaint.

Figure 64C: Officers With CCRB Complaints Closed in 2019 by Command - Patrol Borough Bronx

Bronx	Substantiated MOS Dec 2019	Substantiated MOS YTD 2019	Total MOS Dec 2019	Total MOS YTD 2019
040 Precinct	5	12	12	77
041 Precinct	0	5	1	57
042 Precinct	0	8	14	96
043 Precinct	0	8	6	65
044 Precinct	0	26	10	139
045 Precinct	0	1	6	33
046 Precinct	1	15	6	130
047 Precinct	0	8	9	112
048 Precinct	1	14	9	91
049 Precinct	0	6	7	74
050 Precinct	2	6	2	26
052 Precinct	1	13	16	114
Precincts Total	10	122	98	1014
Patrol Borough Bronx Task Force	1	2	1	13
Patrol Borough Bronx HQ	0	1	2	18
Patrol Borough Bronx Anti-Crime Unit	0	2	0	12
Bronx Impact Response Team	0	0	0	0
Patrol Borough Bronx Total	11	127	101	1057

Table shows MOS command as recorded at the time of complaint.

Figure 64D: Officers With CCRB Complaints Closed in 2019 by Command - Patrol Borough Brooklyn South

Brooklyn South	Substantiated MOS Dec 2019	Substantiated MOS YTD 2019	Total MOS Dec 2019	Total MOS YTD 2019
060 Precinct	0	4	4	41
061 Precinct	0	2	6	49
062 Precinct	0	2	6	28
063 Precinct	0	9	5	52
066 Precinct	0	0	0	10
067 Precinct	0	8	9	115
068 Precinct	0	5	4	37
069 Precinct	1	12	12	66
070 Precinct	0	7	15	81
071 Precinct	3	15	19	88
072 Precinct	2	2	2	40
076 Precinct	0	1	5	42
078 Precinct	0	7	6	35
Precincts Total	6	74	93	684
Patrol Borough Brooklyn South Task Force	0	1	2	4
Patrol Borough Brooklyn South HQ	0	0	0	1
Patrol Borough Brooklyn South Anti-Crime Unit	0	7	3	22
Brooklyn South Impact Response Team	0	0	0	0
Patrol Borough Brooklyn South Total	6	82	98	711

Table shows MOS command as recorded at the time of complaint.

Figure 64E: Officers With CCRB Complaints Closed in 2019 by Command - Patrol Borough Brooklyn North

Brooklyn North	Substantiated MOS Dec 2019	Substantiated MOS YTD 2019	Total MOS Dec 2019	Total MOS YTD 2019
073 Precinct	0	5	8	90
075 Precinct	1	13	26	153
077 Precinct	0	5	5	88
079 Precinct	0	17	5	90
081 Precinct	6	14	13	74
083 Precinct	0	10	3	67
084 Precinct	0	2	2	37
088 Precinct	0	4	2	35
090 Precinct	0	16	5	77
094 Precinct	0	0	3	21
Precincts Total	7	86	72	732
Patrol Borough Brooklyn North Task Force	0	0	0	0
Patrol Borough Brooklyn North HQ	0	0	0	2
Patrol Borough Brooklyn North Anti-Crime Unit	0	1	0	3
Brooklyn North Impact Response Team	0	0	0	0
Patrol Borough Brooklyn North Total	7	87	72	737

Table shows MOS command as recorded at the time of complaint.

Figure 64F: Officers With CCRB Complaints Closed in 2019 by Command - Patrol Borough Queens South

Queens South	Substantiated MOS Dec 2019	Substantiated MOS YTD 2019	Total MOS Dec 2019	Total MOS YTD 2019
100 Precinct	0	0	0	33
101 Precinct	0	5	8	83
102 Precinct	0	8	4	55
103 Precinct	0	6	5	90
105 Precinct	0	7	9	98
106 Precinct	0	2	2	43
107 Precinct	1	2	8	31
113 Precinct	0	6	2	101
Precincts Total	1	36	38	534
Patrol Borough Queens South Task Force	0	0	0	7
Patrol Borough Queens South HQ	0	0	0	0
Patrol Borough Queens South Anti-Crime Unit	0	0	0	1
Queens South Impact Response Team	0	0	0	0
Patrol Borough Queens South Total	1	36	38	542

Table shows MOS command as recorded at the time of complaint.

Figure 64G: Officers With CCRB Complaints Closed in 2019 by Command - Patrol Borough Queens North

Queens North	Substantiated MOS Dec 2019	Substantiated MOS YTD 2019	Total MOS Dec 2019	Total MOS YTD 2019
104 Precinct	0	2	2	57
108 Precinct	0	2	2	25
109 Precinct	0	2	4	45
110 Precinct	0	4	0	31
111 Precinct	0	4	5	25
112 Precinct	0	3	3	25
114 Precinct	2	4	3	77
115 Precinct	0	0	1	36
Precincts Total	2	21	20	321
Patrol Borough Queens North Task Force	0	0	0	0
Patrol Borough Queens North HQ	0	0	0	2
Patrol Borough Queens North Anti-Crime Unit	0	0	0	3
Patrol Borough Queens North Total	2	21	20	326

Table shows MOS command as recorded at the time of complaint.

Figure 64H: Officers With CCRB Complaints Closed in 2019 by Command - Patrol Borough Staten Island

Staten Island	Substantiated MOS Dec 2019	Substantiated MOS YTD 2019	Total MOS Dec 2019	Total MOS YTD 2019
120 Precinct	0	5	7	103
122 Precinct	0	0	3	39
123 Precinct	0	3	0	38
121 Precinct	0	3	1	35
Precincts Total	0	11	11	215
Patrol Borough Staten Island Task Force	0	1	0	10
Patrol Borough Staten Island HQ	0	0	1	5
Patrol Borough Staten Island Anti-Crime Unit	0	0	0	3
Staten Island Housing Unit	0	0	0	0
Staten Island Court Section	0	0	0	2
Staten Island Impact Response Team	0	0	0	0
Patrol Borough Staten Island Total	0	12	12	235

Table shows MOS command as recorded at the time of complaint.

Figure 64I: Officers With CCRB Complaints Closed in 2019 by Command - Special Operations Division

Special Operations	Substantiated MOS Dec 2019	Substantiated MOS YTD 2019	Total MOS Dec 2019	Total MOS YTD 2019
Emergency Services Unit and Squads 1-10	0	1	1	38
Harbor Unit	0	0	0	1
Aviation Unit	0	0	0	0
Canine Team	0	0	0	0
Mounted Unit	0	0	0	0
2 SOD Strategic Response Group	0	3	3	18
Special Operations Division Headquarters	0	0	0	0
Special Operations Division Total	0	4	4	57

Table shows MOS command as recorded at the time of complaint.

Figure 64J: Officers With CCRB Complaints Closed in 2019 by Command - Other Patrol Services Bureau Commands

Other Patrol Services Bureau Commands	Substantiated MOS Dec 2019	Substantiated MOS YTD 2019	Total MOS Dec 2019	Total MOS YTD 2019
Chiefs Office	0	0	0	4
Special Operations Division Taxi Unit	0	0	0	0
Other Patrol Services Bureau Commands Total	0	0	0	4

Table shows MOS command as recorded at the time of complaint.

Figure 64K: Officers With CCRB Complaints Closed in 2019 by Command - Traffic Control Division

Traffic Control Division	Substantiated MOS Dec 2019	Substantiated MOS YTD 2019	Total MOS Dec 2019	Total MOS YTD 2019
Traffic Control Division - Headquarters Command	0	0	0	1
Manhattan Traffic Task Force	0	0	3	39
Brooklyn Traffic Task Force	0	0	0	0
Bronx Traffic Task Force	0	0	0	0
Queens Traffic Task Force	0	0	0	0
Surface Transportation Enforcement Division (STED)	0	0	0	1
Bus Unit	0	0	0	3
Traffic Control Parking Enforcement District	0	0	0	0
Traffic Control Tow Units	0	0	0	0
Traffic Control Summons Enforcement	0	0	0	0
Traffic Command Intersection Control	0	0	0	0
Traffic Control Intelligence Unit	0	0	0	0
Highway District	0	0	0	0
Highway Unit #1	0	0	1	8
Highway Unit #2	0	0	2	8
Highway Unit #3	0	2	1	14
Highway Unit #4	0	0	0	0
Highway Unit #5	0	0	0	1
Highway Safety Enforcement Unit	0	0	0	0
Movie and TV Unit	0	0	0	0
Traffic Control Division Total	0	2	7	75

Table shows MOS command as recorded at the time of complaint.

Figure 64L: Officers With CCRB Complaints Closed in 2019 by Command - Transit Bureau

Transit Bureau	Substantiated MOS Dec 2019	Substantiated MOS YTD 2019	Total MOS Dec 2019	Total MOS YTD 2019
Transit Bureau Headquarters	0	0	0	0
Transit Bureau Authority Liaison	0	0	0	0
Transit Bureau Inspections	0	0	0	0
Transit Bureau Spec. Invest. Unit	0	0	0	0
Transit Bureau Crime Analysis	0	0	0	0
Transit Bureau Patrol Operations	0	0	0	0
Transit Bureau Manhattan	0	0	0	0
Transit Bureau Bronx	0	0	0	0
Transit Bureau Queens	0	0	0	0
Transit Bureau Brooklyn	0	0	0	0
TB DT01	0	5	0	24
TB DT02	0	0	3	22
TB DT03	0	4	3	20
TB DT04	0	2	6	30
TB DT11	0	0	4	15
TB DT12	0	2	2	16
TB DT20	0	1	0	7
TB DT23	0	0	1	5
TB DT30	0	2	1	14
TB DT32	0	0	1	10
TB DT33	0	0	1	17
TB DT34	0	0	2	6
Transit Bureau Manhattan Task Force	0	1	3	14
Transit Bureau Bronx Task Force	0	0	0	2
Transit Bureau Queens Task Force	0	0	0	0
Transit Bureau Brooklyn Task Force	0	0	1	3
Transit Bureau Homeless Outreach Unit	0	0	0	1
Transit Division Canine Unit	0	0	0	0
Transit Bureau Vandal Unit	0	0	0	0
Transit Bureau Special Operations Unit	0	0	0	5
TB Anti-Terrorism	0	1	1	23
Transportation Bureau and Transit Other Commands	0	0	0	0
Transit Bureau Total	0	18	29	234

Table shows MOS command as recorded at the time of complaint.

Figure 64M: Officers With CCRB Complaints Closed in 2019 by Command - Housing Bureau

Housing Bureau	Substantiated MOS Dec 2019	Substantiated MOS YTD 2019	Total MOS Dec 2019	Total MOS YTD 2019
Housing Bureau (Office of the Chief Command Center)	0	0	0	0
Housing Bureau Special Operations Section	0	0	0	0
PSA 1	0	3	1	31
PSA 2	0	2	10	50
PSA 3	0	1	5	15
PSA 4	1	6	6	58
PSA 5	0	0	0	31
PSA 6	0	2	0	22
PSA 7	3	7	13	46
PSA 8	0	0	3	29
PSA 9	0	2	0	28
Housing Bureau Brooklyn/Staten Island	0	0	1	1
Housing Bureau Manhattan	0	0	0	2
Housing Bureau Bronx/Queens	0	0	1	1
Housing Bureau Investigations	0	0	0	0
Housing Bureau Elevator Vandalism Unit	0	0	0	0
Housing Bureau Operations and Misc. Commands	0	0	0	0
Housing Bureau Total	4	25	42	329
Housing Borough Brooklyn Impact Response Team	0	1	0	9
Housing Borough Manhattan Impact Response Team	0	1	0	2
Housing Borough Bronx/Queens Impact Response Team	0	0	2	4
Housing Bureau Total	4	25	42	329

Table shows MOS command as recorded at the time of complaint.

Figure 64N: Officers With CCRB Complaints Closed in 2019 by Command - Organized Crime Control Bureau

Organized Crime Control Bureau	Substantiated MOS Dec 2019	Substantiated MOS YTD 2019	Total MOS Dec 2019	Total MOS YTD 2019
Queens Narcotics	3	4	3	27
Manhattan North Narcotics	0	3	0	17
Manhattan South Narcotics	0	0	0	8
Bronx Narcotics	2	3	2	28
Staten Island Narcotics	0	2	3	14
Brooklyn North Narcotics	0	0	0	44
Brooklyn South Narcotics	0	3	1	14
Narcotics Headquarters	0	0	0	0
Auto Crime Division	0	0	0	7
Vice Enforcement Division	0	0	0	0
Drug Enforcement Task Force	0	0	0	2
Organized Crime Headquarters	0	1	0	10
Organized Crime Control Bureau Total	5	16	9	171

Table shows MOS command as recorded at the time of complaint.

Figure 640: Officers With CCRB Complaints Closed in 2019 by Command - Detective Bureau

Detective Bureau	Substantiated MOS Dec 2019	Substantiated MOS YTD 2019	Total MOS Dec 2019	Total MOS YTD 2019
Detective Bureau Headquarters	0	0	0	2
Central Investigation and Resource Division	0	0	0	2
Special Investigations Division	0	0	0	4
Special Victims Division	0	0	2	6
Forensic Investigations Division	0	0	0	1
Fugitive Enforcement Division	0	0	0	0
Gang Division	0	2	3	14
Detective Borough Bronx	0	3	2	35
Detective Borough Manhattan	0	3	0	37
Detective Borough Brooklyn	0	1	2	32
Detective Borough Queens	0	0	3	34
Detective Borough Staten Island	0	2	0	6
DB Queens North Operations	0	0	0	0
DB Queens South Operations	0	0	0	0
Detective Bureau Total	0	11	12	173

Table shows MOS command as recorded at the time of complaint.

Figure 64P: Officers With CCRB Complaints Closed in 2019 by Command - Other Bureaus

Other Bureaus	Substantiated MOS Dec 2019	Substantiated MOS YTD 2019	Total MOS Dec 2019	Total MOS YTD 2019
Internal Affairs Bureau				
Internal Affairs Bureau	0	0	0	3
Criminal Justice Bureau				
Court Division	2	11	14	134
Court Bureau	0	0	0	0
Court LMSI	0	0	0	0
Court Unit	0	0	0	0
Criminal Justice Headquarters	0	0	0	1
Support Services Bureau				
Property Clerk Division	0	0	0	1
Fleet Services	0	0	0	0
Central Records Division	0	0	0	0
Personnel Bureau				
Applicant Processing Division	0	0	0	1
Health Services	0	0	0	0
Personnel Bureau Headquarters	0	1	0	2
Other Bureaus Total	2	12	14	142

Table shows MOS command as recorded at the time of complaint.

Figure 64Q: Officers With CCRB Complaints Closed in 2019 by Command - Deputy Commissioners and Miscellaneous Commands

Deputy Commissioners and Miscellaneous Commands	Substantiated MOS Dec 2019	Substantiated MOS YTD 2019	Total MOS Dec 2019	Total MOS YTD 2019
Deputy Commissioner Legal Matters - License Division	0	0	0	1
Deputy Commissioner Legal Matters - Legal Bureau	0	0	0	0
DC Training	0	0	0	0
Deputy Commissioner Training - Police Academy	0	0	0	0
Deputy Commissioner Training - Police Academy Training	0	0	2	7
Deputy Commissioner Training - In-service Training Section	0	0	1	3
Deputy Commissioner Management and Budget	0	0	0	1
Police Commissioner Office	0	0	0	0
Community Affairs Division	0	0	0	0
Chief of Community Affairs	0	0	0	2
Community Affairs Juvenile Section	0	0	0	0
School Safety Bronx/Manhattan	0	0	0	3
School Safety Queens/Brooklyn	0	0	0	1
Office of Equal Employment	0	0	0	1
Deputy Commissioner Operations	0	0	0	0
DC Operations Financial Mgmt.	0	0	0	0
Intelligence Division	0	3	1	27
Chief of Department	0	0	0	1
Department Advocate	0	0	0	0
Deputy Commissioner Public Information	0	0	0	0
Crime Prevention	0	0	0	1
First Deputy Commissioner	0	0	0	0
Office of Management, Analysis and Planning	0	1	0	1
Quality Assurance Division	0	0	0	0
Deputy Commissioner Counterterrorism	0	0	1	3
Chief of Department Evaluation Section	0	0	0	1
Deputy Commissioners and Miscellaneous Commands Total	0	4	5	53

Table shows MOS command as recorded at the time of complaint.