

**DAILY REPORT**

4/5/2021

(Data from Sunday, April 04, 2021)

SINGLE ADULTS	
Drop-in Center Clients Served	415
Drop-in Center Overnight Census	128
Faith Bed Census	15
Outreach Contacts	263
Outreach Placements	11
Safe Haven Utilization	1141
Veterans In Short-term Housing	200
Criminal Justice Short-term Housing	87

FAMILY INTAKE	
Families Requesting Temporary Housing at PATH	41
Adult Families Requesting Temporary Housing at AFIC	10
Families Placed in Overnight Accommodations	0
Families w/children at PATH Overnight (pre 10PM)	0

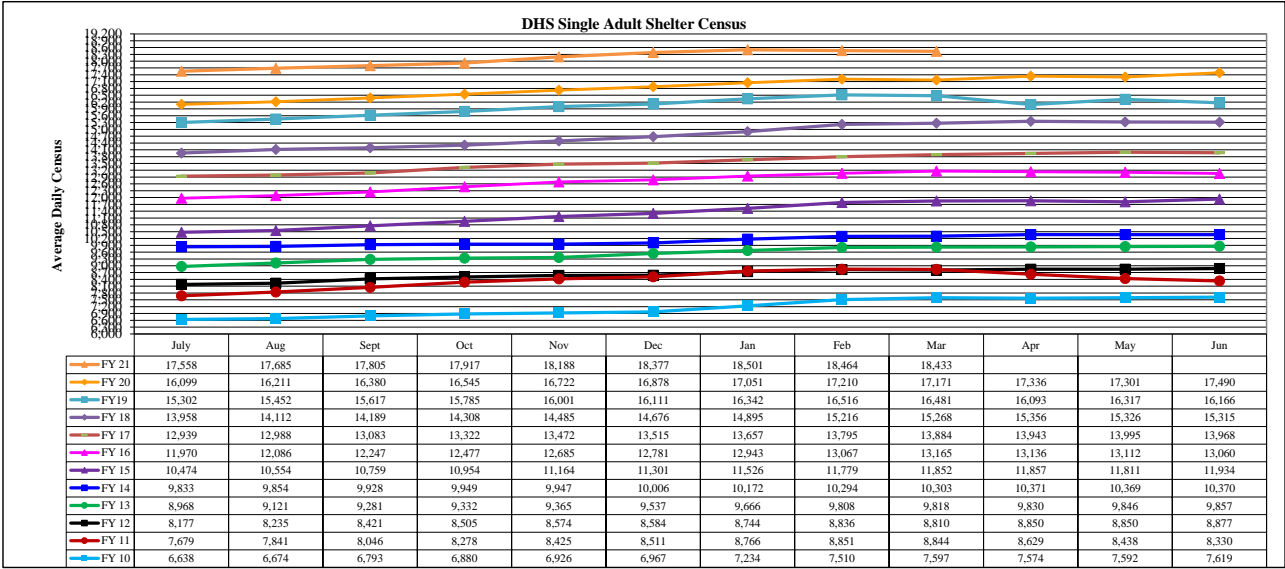
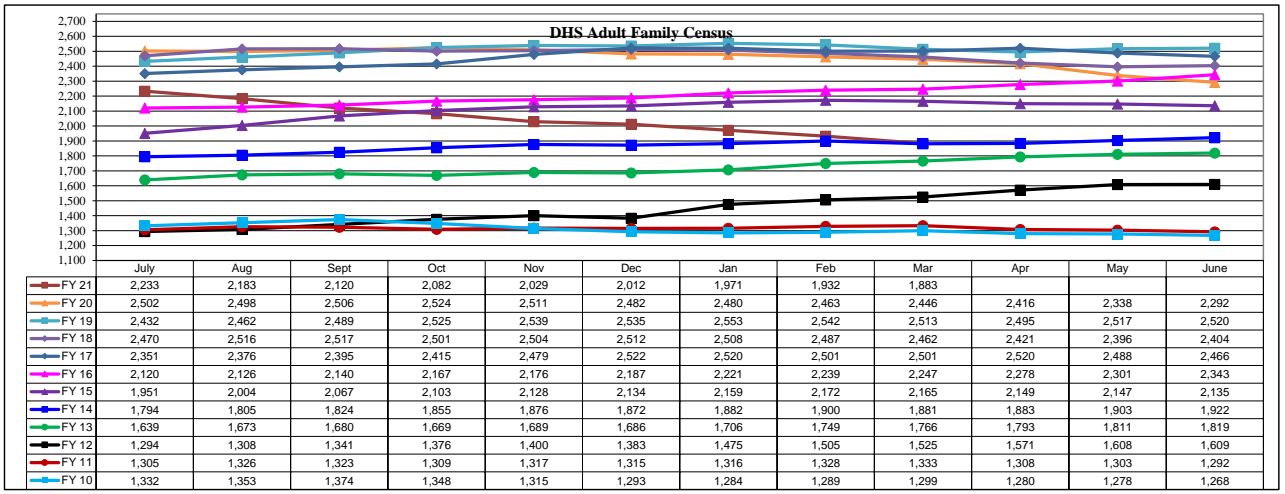
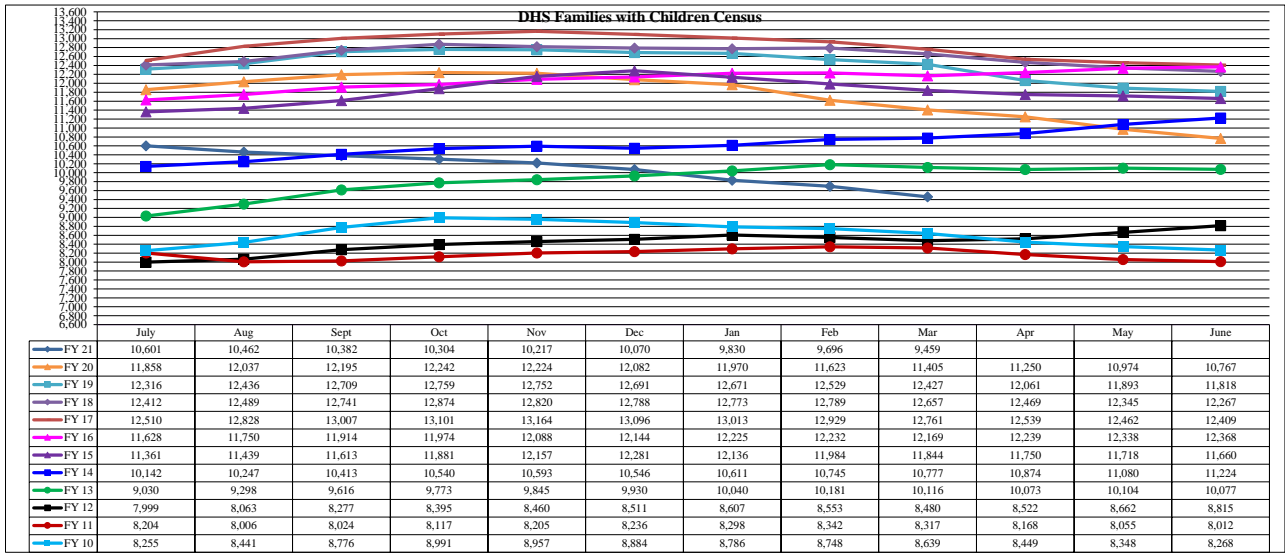
TOTAL SHELTER CENSUS	
Adults	34,419
Children	16,187
<b>Total Individuals</b>	<b>50,606</b>

SINGLE ADULTS	
Men	13,812
Women	4,406
<b>Total Single Adults</b>	<b>18,218</b>

FAMILIES WITH CHILDREN	
<b>Families</b>	9,299
Adults	12,273
Children	16,187
<b>Individuals</b>	<b>28,460</b>

ADULT FAMILIES CENSUS	
<b>Families</b>	1,859
<b>Individuals (Adults)</b>	<b>3,928</b>

x



\*Due to data conversion the average monthly census for December 2011 and January 2012 for Families with Children and Adult Families is based upon data for a partial month.