

DAILY REPORT

1/13/2021

(Data from Tuesday, January 12, 2021)

Code Blue

SINGLE ADULTS	
Drop-in Center Clients Served	463
Drop-in Center Overnight Census	180
Faith Bed Census	52
Outreach Contacts	354
Outreach Placements	15
Safe Haven Utilization	1125
Veterans In Short-term Housing	208
Criminal Justice Short-term Housing	113

Incomplete (5/6)

Incomplete (5/6)

Incomplete (5/6)

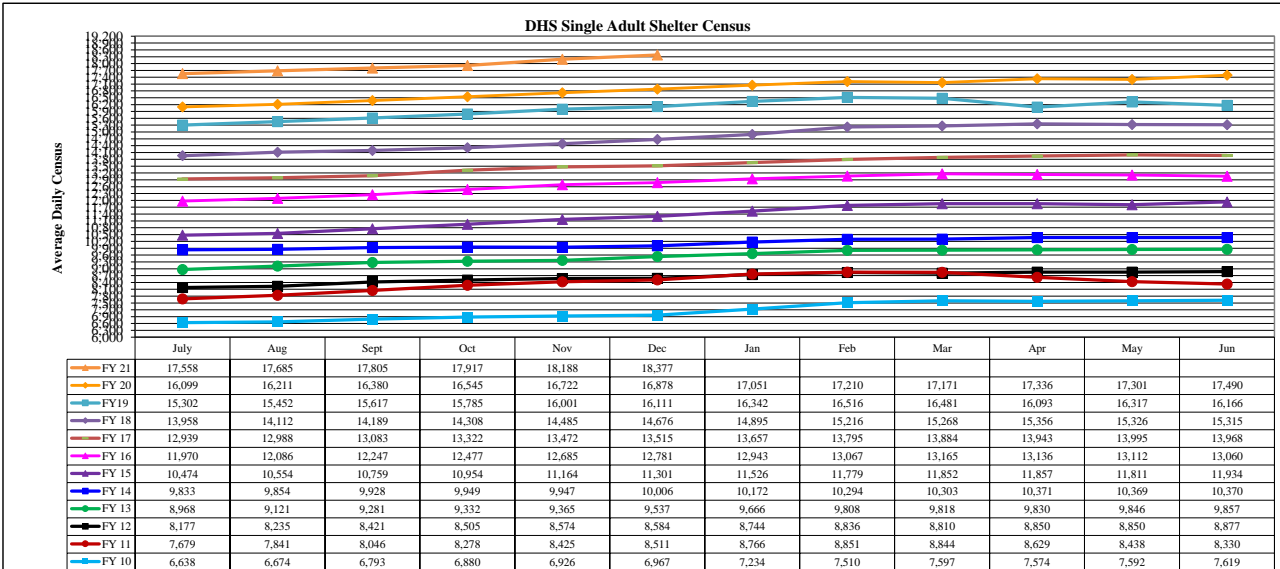
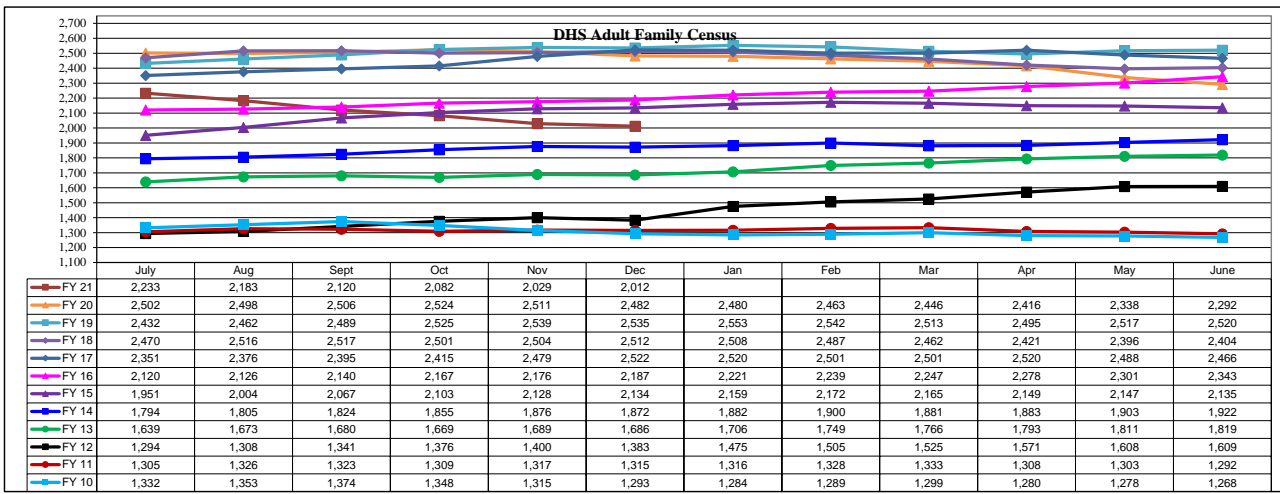
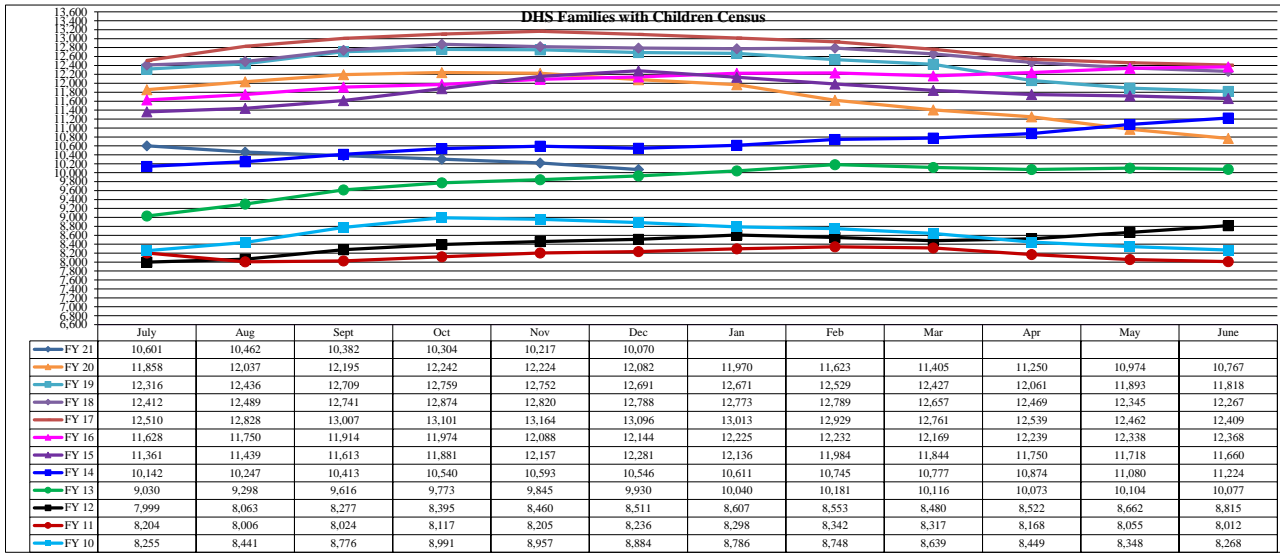
FAMILY INTAKE	
Families Requesting Temporary Housing at PATH	130
Adult Families Requesting Temporary Housing at AFIC	18
Families Placed in Overnight Accommodations	0
Families w/children at PATH Overnight (pre 10PM)	0

TOTAL SHELTER CENSUS	
Adults	35,547
Children	17,229
Total Individuals	52,776

SINGLE ADULTS	
Men	13,896
Women	4,540
Total Single Adults	18,436

FAMILIES WITH CHILDREN	
Families	9,809
Adults	12,928
Children	17,229
Individuals	30,157

ADULT FAMILIES CENSUS	
Families	1,980
Individuals (Adults)	4,183



*Due to data conversion the average monthly census for December 2011 and January 2012 for Families with Children and Adult Families is based upon data for a partial month.