



BILL DE BLASIO
MAYOR

CIVILIAN COMPLAINT REVIEW BOARD
100 CHURCH STREET 10th FLOOR
NEW YORK, NEW YORK 10007 ♦ TELEPHONE (212) 912-7235
www.nyc.gov/ccrb



FREDERICK DAVIE
CHAIR

Executive Director's Monthly Report
July 2020
(Statistics for June 2020)

Contents

Executive Summary	2
Glossary	3
Complaints Received	4
CCRB Cases Received By Borough and Precinct	5
Allegations Received	7
CCRB Docket	10
Body Worn Camera Footage Requests	12
Closed Cases	13
Resolving Cases	13
Dispositions / Case Abstracts	14
Dispositions - Full Investigations	16
Dispositions - All CCRB Cases	17
Dispositions - Allegations	18
Substantiation Rates	20
Substantiation Rates and Video	21
Board Discipline Recommendations for Substantiated Complaints	22
Board Discipline Recommendations for Substantiated Allegations	24
Truncations	28
Complaints by PSA	29
Mediation Unit	31
Administrative Prosecution Unit	33
NYPD Discipline	34
Appendix	41

Executive Summary

The Civilian Complaint Review Board (“CCRB”) is an independent municipal Agency that investigates complaints of NYPD misconduct. Every month, the CCRB prepares an Executive Director report for its public meeting. Data for June 2020 included the following highlights:

- 1) Of the cases in the CCRB active investigations docket, 69% have been open for 4 months or fewer, and 83% have been open for 7 months or fewer (page 10). In June, the CCRB opened 526 new cases (page 4), and currently has a total open docket of 2,659 cases (page 11).
- 2) The CCRB substantiated allegations in 31% of its fully investigated cases (page 16).
- 3) The CCRB fully investigated 23% of the cases it closed in June (page 13) and resolved (fully investigated, mediated or attempted mediation) 23% of the cases it closed (page 17). The Agency's truncation rate was 77% (page 13). This is primarily driven by uncooperative complainants/alleged victims, or witnesses.
- 4) For June, investigations using video evidence resulted in substantiated allegations in 35% of cases - compared to 4% of cases in which video was not available (page 20-21).
- 5) The Monthly Report includes a breakdown of complaints and substantiations by NYPD precinct and borough of occurrence (pages 5-6, 25-27).
- 6) In June the Police Commissioner finalized 4 decision(s) against police officers in Administrative Prosecution Unit (APU) cases (page 33). The CCRB's APU prosecutes the most serious allegations of misconduct. The APU conducted 5 trials against members of the NYPD year-to-date; no trials were conducted against respondent officers in June.

Finally, the Monthly Report contains a Table of Contents, Glossary, and Appendix, all meant to assist readers in navigating this report. The CCRB is committed to producing monthly reports that are valuable to the public, and welcomes feedback on how to make its data more accessible.

Glossary

In this glossary we have included a list of terms that regularly appear in our reports.

Allegation: An allegation is a specific act of misconduct. The same “complaint” can have multiple allegations – excessive force and discourteous language, for example. Each allegation is reviewed separately during an investigation.

APU: The Administrative Prosecution Unit is the division of the CCRB that has prosecuted “charges” cases since April 2013, after the signing of a 2012 Memorandum of Understanding between the CCRB and NYPD.

Board Panel: The “Board” of the CCRB has 13 members. Of the 13 members, five are chosen by the Mayor, five are chosen by the City Council, and three are chosen by the Police Commissioner. Following a completed investigation by the CCRB staff, three Board members, sitting as a Board Panel, will make a finding on whether misconduct occurred and will make a recommendation on what level of penalty should follow.

Case/Complaint: For the purposes of CCRB data, a “case” or “complaint” is defined as any incident within the Agency’s jurisdiction, brought to resolution by the CCRB. Cases/Complaints thus include truncations, fully investigated or ongoing cases, mediations, and completed investigations pending Board Panel review.

Disposition: The Board’s finding as to the outcome of a case (i.e. if misconduct occurred).

FADO: Under the City Charter, the CCRB has jurisdiction to investigate the following categories of police misconduct: Force, Abuse of Authority, Discourtesy, and Offensive Language, collectively known as “FADO”.

Intake: CCRB’s intake team initially handles complaints from the public. Intake takes complaints that come via live phone calls, voicemails, an online complaint form, or in-person.

Investigation: CCRB investigators gather evidence and interview witnesses to prepare reports on misconduct allegations. An investigation ends when a closing report is prepared detailing the evidence and legal analysis, and the case is given to the Board for disposition.

Mediation: A complainant may mediate his or her case with the subject officer, in lieu of an investigation, with the CCRB providing a neutral, third-party mediator.

Truncation: When a complaint is withdrawn or there is no complainant/alleged victim available for an interview, the investigation is “truncated.”

Complaints Received

The CCRB's Intake team processes misconduct complaints from the public and referrals from the NYPD. Under the New York City Charter, the CCRB's jurisdiction is limited to allegations of misconduct related to Force, Abuse of Authority, Discourtesy and Offensive Language. All other complaints are referred to the appropriate agency. Figure 1 refers to all complaints that the CCRB receives and Figures 2 and 3 refer to new cases that remain with the Agency. In June 2020, the CCRB initiated 526 new complaints.

Figure 1: Total Intake by Month (January 2019 - June 2020)

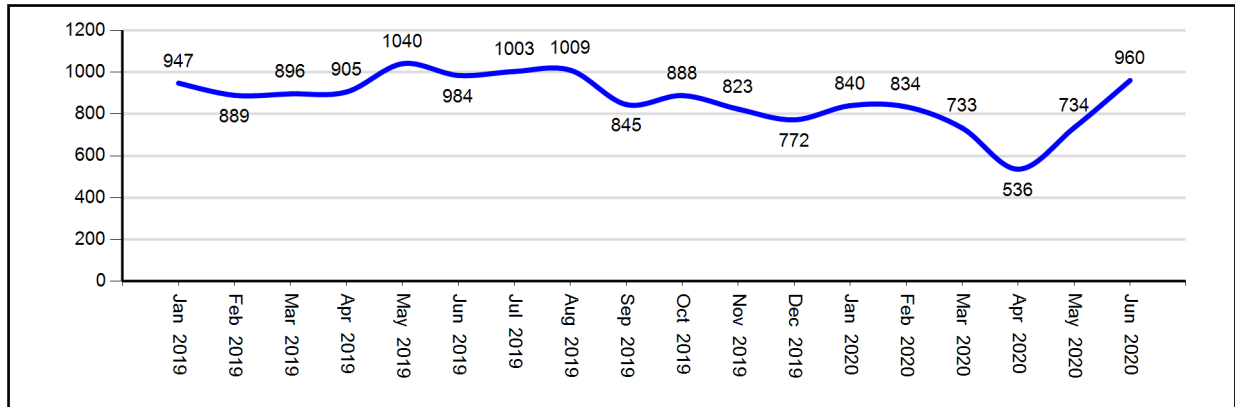


Figure 2: New CCRB Complaints by Month (January 2019 - June 2020)

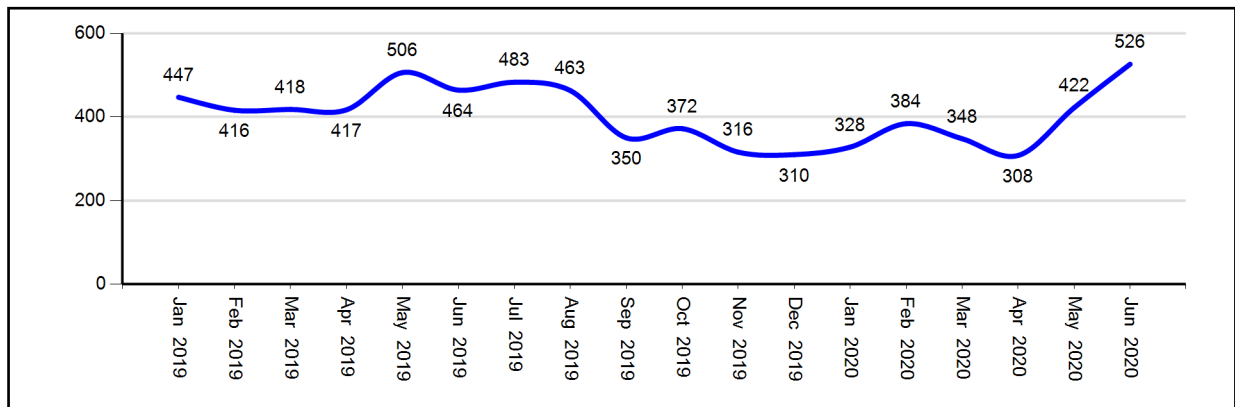
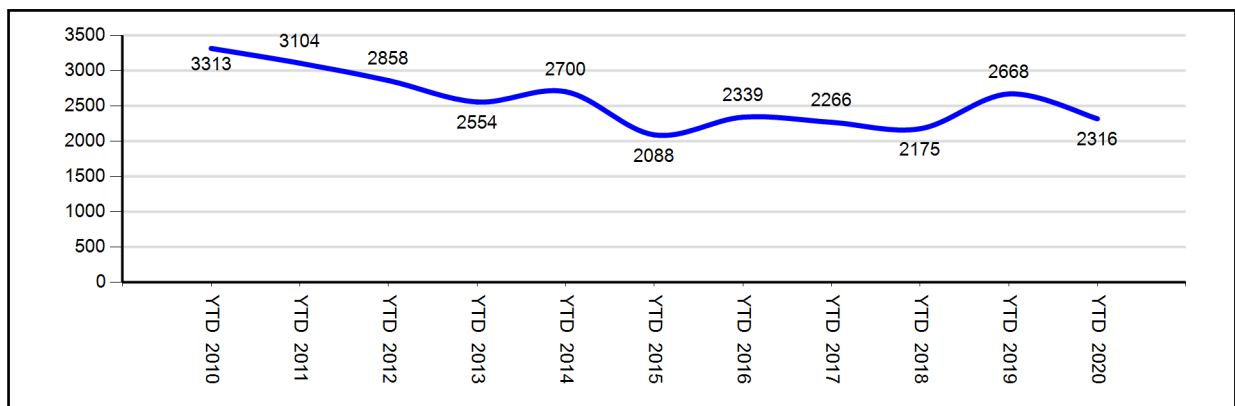


Figure 3: New CCRB Complaints by Year (YTD 2010 - YTD 2020)



CCRB Cases Received by Borough and Precinct

Of the five boroughs, the largest number of misconduct complaints stemmed from incidents occurring in Brooklyn, followed by Manhattan. The 40th Precinct had the highest number at 29 incidents.

Figure 4: CCRB Complaints Received By Borough of Occurrence (June 2020)

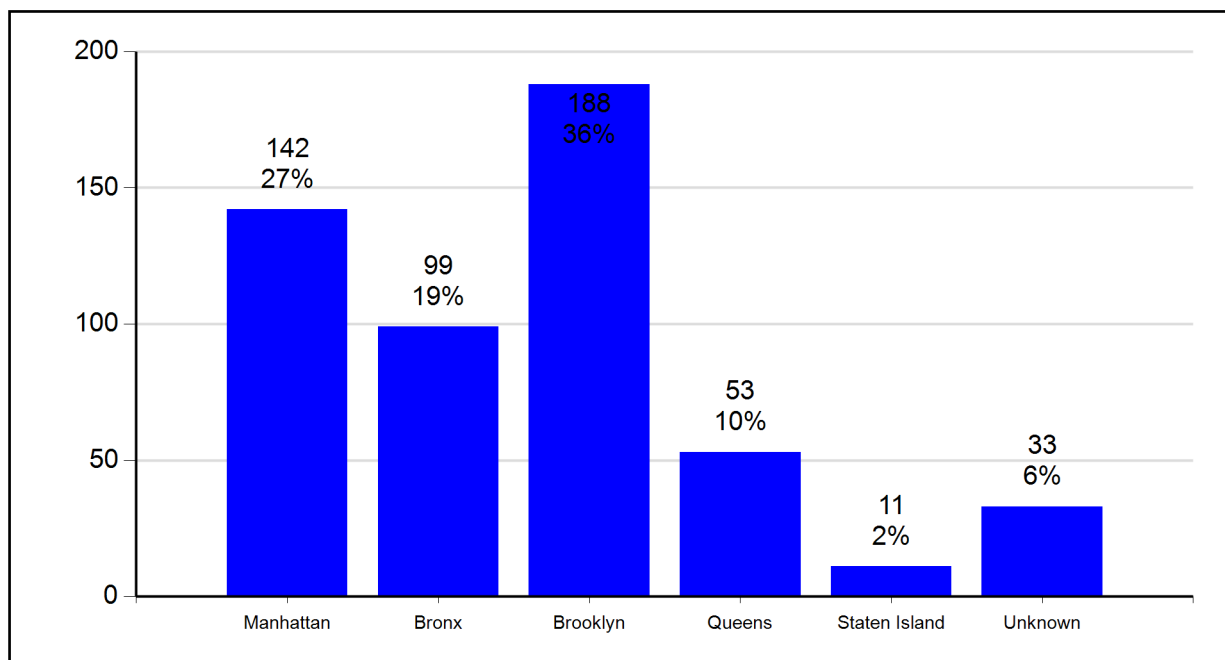


Figure 5: CCRB Complaints Received By Borough of Occurrence (YTD 2020)

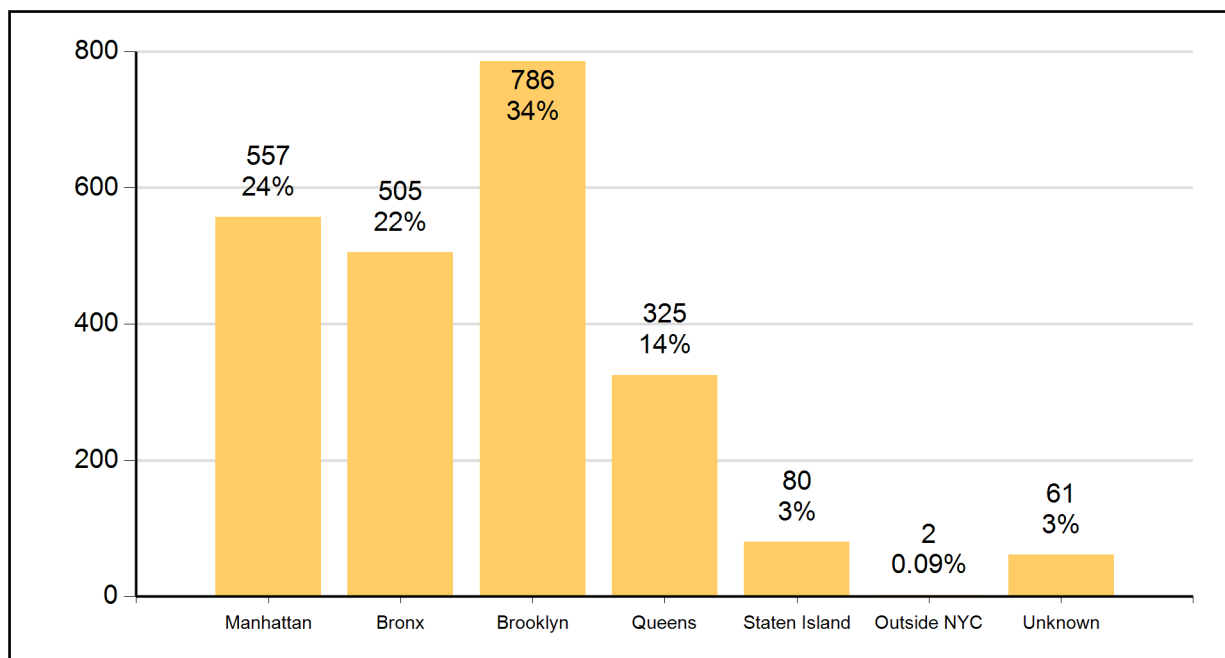


Figure 6: CCRB Complaints Received By Precinct of Occurrence (June 2020)

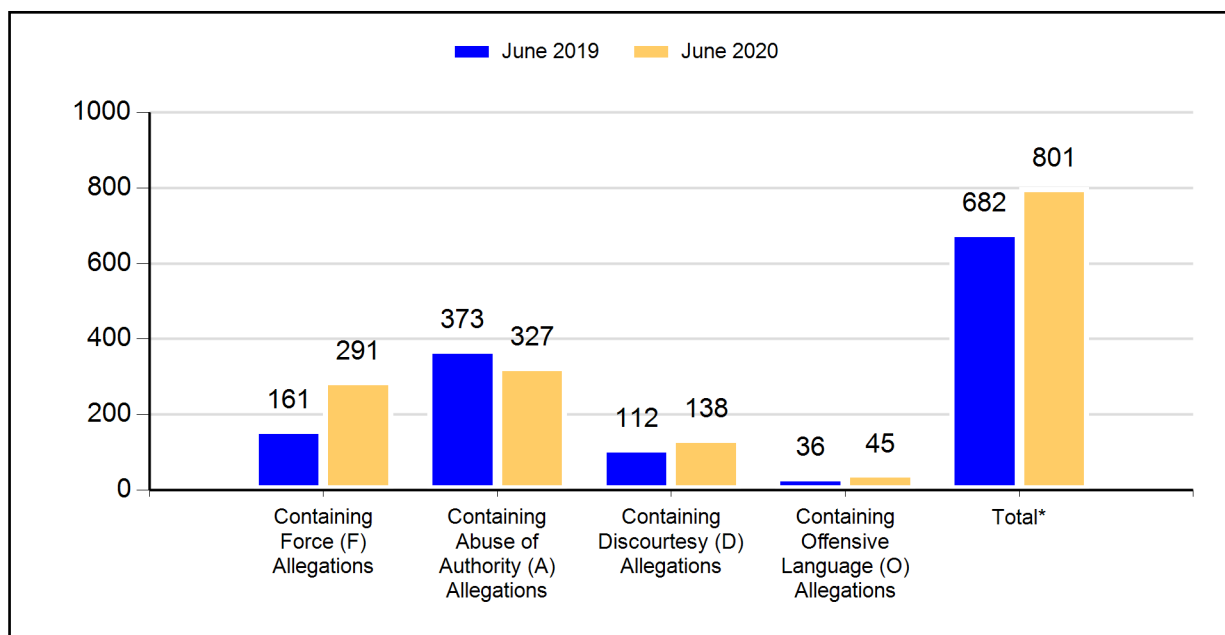
NYPD Precinct of Occurrence*	Number of Complaints	NYPD Precinct of Occurrence*	Number of Complaints
0	2	67	12
1	16	68	5
5	8	69	3
6	14	70	10
7	3	71	10
9	12	72	3
10	3	73	12
13	14	75	15
14	8	76	4
17	8	77	12
18	7	78	20
19	4	79	11
23	2	81	2
24	2	83	5
25	9	84	24
26	1	88	11
28	7	90	12
30	1	94	4
32	2	100	2
33	3	101	6
34	7	102	5
40	29	103	8
41	7	105	4
42	5	106	1
43	6	107	4
44	8	108	2
45	2	109	2
46	11	110	4
47	4	112	1
48	4	113	7
49	3	114	4
50	4	115	2
52	13	120	9
60	3	122	1
61	1	123	1
62	2	Unknown	51
63	2		

*These figures track where an incident occurred, not necessarily the Command of the officer. Please review Figures 62A-62Q for Command Level data for cases closed in 2017.

Allegations Received

As described in the previous section, the CCRB has jurisdiction over four categories of NYPD misconduct. In comparing June 2019 to June 2020, the number of complaints containing an allegation of Force is up, Abuse of Authority complaints are down, Discourtesy are up and Offensive Language are up. Figures for the year-to-date comparison show that in 2020, complaints containing an allegation of Force are up, Abuse of Authority are down, Discourtesy are down and Offensive Language are down.

Figure 7: CCRB Complaints Received By Type of Allegation (June 2019 vs. June 2020)



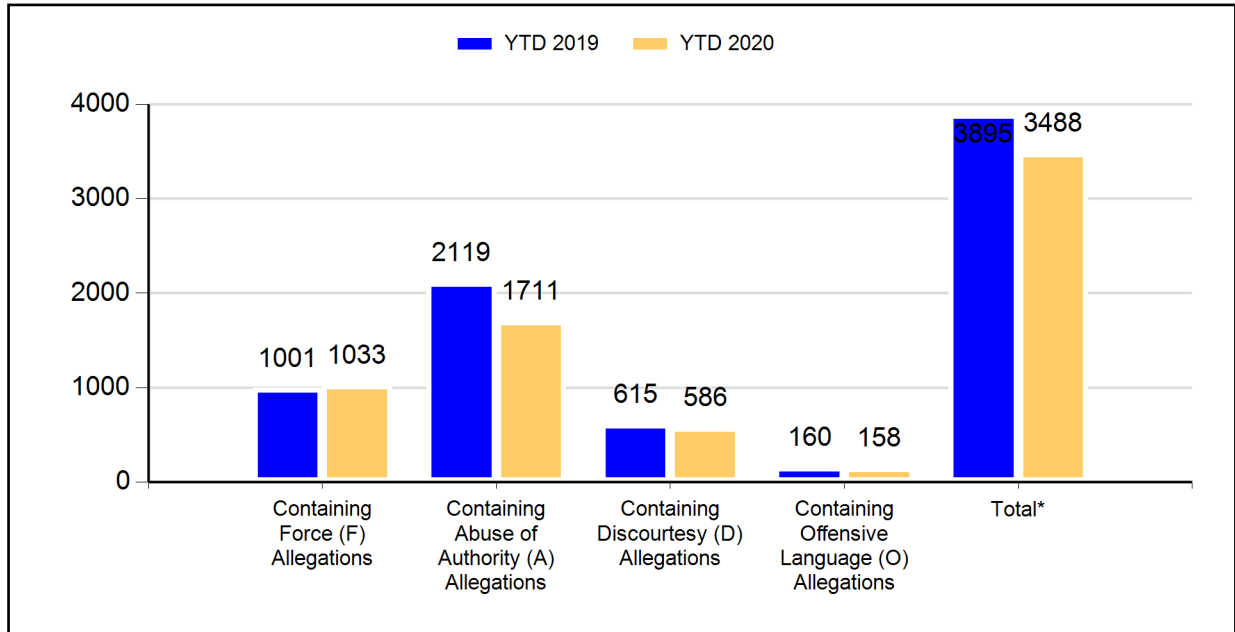
*This is the total of distinct FADO allegation types in complaints received.

Figure 8: CCRB Complaints Received By Type of Allegation (% of Complaints)

	June 2019		June 2020		Change	% Change
	Count	% of Total Complaints	Count	% of Total Complaints		
Force (F)	161	35%	291	55%	130	81%
Abuse of Authority (A)	373	80%	327	62%	-46	-12%
Discourtesy (D)	112	24%	138	26%	26	23%
Offensive Language (O)	36	8%	45	9%	9	25%
Total FADO Allegations	682		801		119	17%
Total Complaints	464		526		62	13%

Note: the number of allegations in recently received complaints typically grows somewhat as the complaints are investigated.

Figure 9: CCRB Complaints Received By Type of Allegation (YTD 2019 vs. YTD 2020)



*This is the total of distinct FADO allegation types in complaints received.

Figure 10: CCRB Complaints Received By Type of Allegation YTD (% of Complaints)

	YTD 2019		YTD 2020		Change	% Change
	Count	% of Total Complaints	Count	% of Total Complaints		
Force (F)	1001	38%	1033	45%	32	3%
Abuse of Authority (A)	2119	79%	1711	74%	-408	-19%
Discourtesy (D)	615	23%	586	25%	-29	-5%
Offensive Language (O)	160	6%	158	7%	-2	-1%
Total FADO Allegations	3895		3488		-407	-10%
Total Complaints	2668		2316		-352	-13%

Note: the number of allegations in recently received complaints typically grows somewhat as the complaints are investigated.

Figure 11: Total Allegations (% of Total Allegations)

	June 2019		June 2020		Change	% Change
	Count	% of Total Allegations	Count	% of Total Allegations		
Force (F)	384	22%	784	43%	400	104%
Abuse of Authority (A)	1187	67%	815	44%	-372	-31%
Discourtesy (D)	170	10%	185	10%	15	9%
Offensive Language (O)	43	2%	57	3%	14	33%
Total Allegations	1784		1841		57	3%
Total Complaints	464		526		62	13%

Figure 12: Total Allegations YTD (% of Total Allegations)

	YTD 2019		YTD 2020		Change	% Change
	Count	% of Total Allegations	Count	% of Total Allegations		
Force (F)	2179	22%	2362	27%	183	8%
Abuse of Authority (A)	6641	67%	5464	62%	-1177	-18%
Discourtesy (D)	901	9%	815	9%	-86	-10%
Offensive Language (O)	203	2%	212	2%	9	4%
Total Allegations	9924		8853		-1071	-11%
Total Complaints	2668		2316		-352	-13%

The number of allegations in recently received complaints typically grows as the complaints are investigated.

CCRB Docket

As of the end of June 2020, 69% of active CCRB cases are fewer than five months old, and 83% active cases have been open for fewer than eight months.

Figure 13: Age of Active Cases Based on Received Date (June 2020)

Case Age Group	Count	% of Total
Cases 0-4 Months	1596	69.1%
Cases 5-7 Months	317	13.7%
Cases 8-11 Months	277	12.0%
Cases 12-18 Months*	110	4.8%
Cases Over 18 Months**	9	0.4%
Total	2309	100%

*12-18 Months: 8 cases that were reopened; 1 case that was on DA Hold.

**Over18 Months: 5 cases that were reopened; 3 cases that were on DA Hold.

Figure 14: Age of Active Cases Based on Incident Date (June 2020)

	Count	% of Total
Cases 0-4 Months	1463	63.4%
Cases 5-7 Months	333	14.4%
Cases 8-11 Months	323	14.0%
Cases 12-18 Months*	172	7.4%
Cases Over 18 Months**	18	0.8%
Total	2309	100%

*12-18 Months: 7 cases that were reopened; 1 case that was on DA Hold.

**Over18 Months: 7 cases that were reopened; 3 cases that were on DA Hold.

An active case is here defined as an investigation; cases in mediation are excluded.

Figure 15: Number of Active Investigations (January 2019 - June 2020)

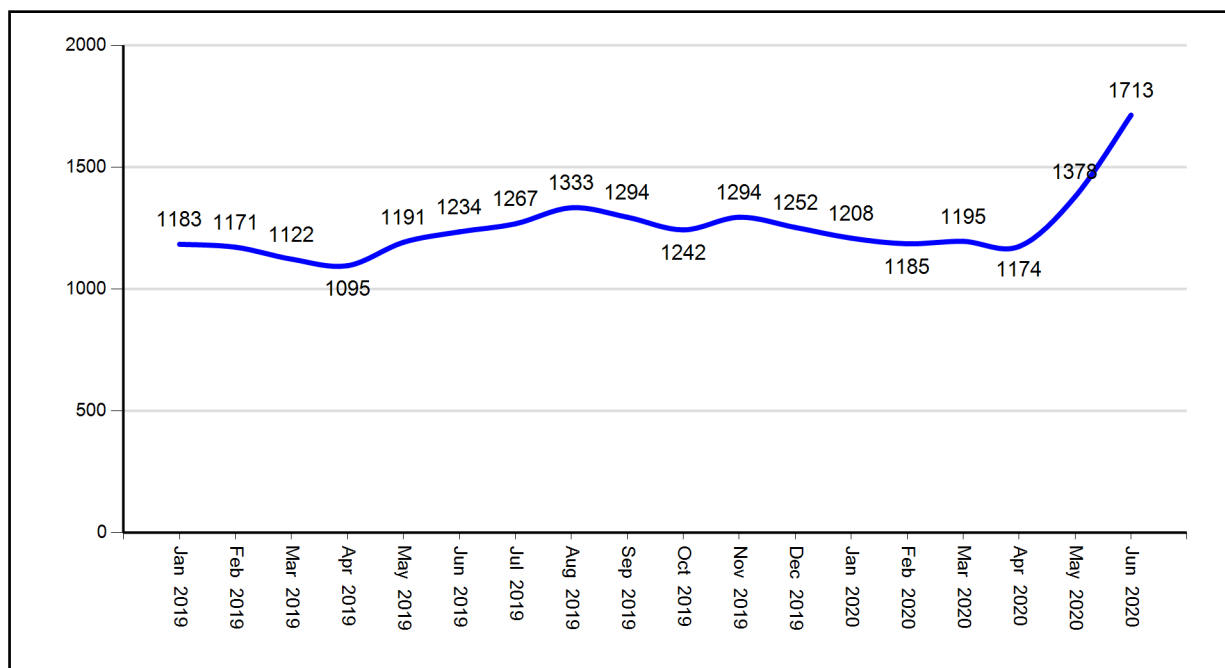


Figure 16: Open Docket Analysis

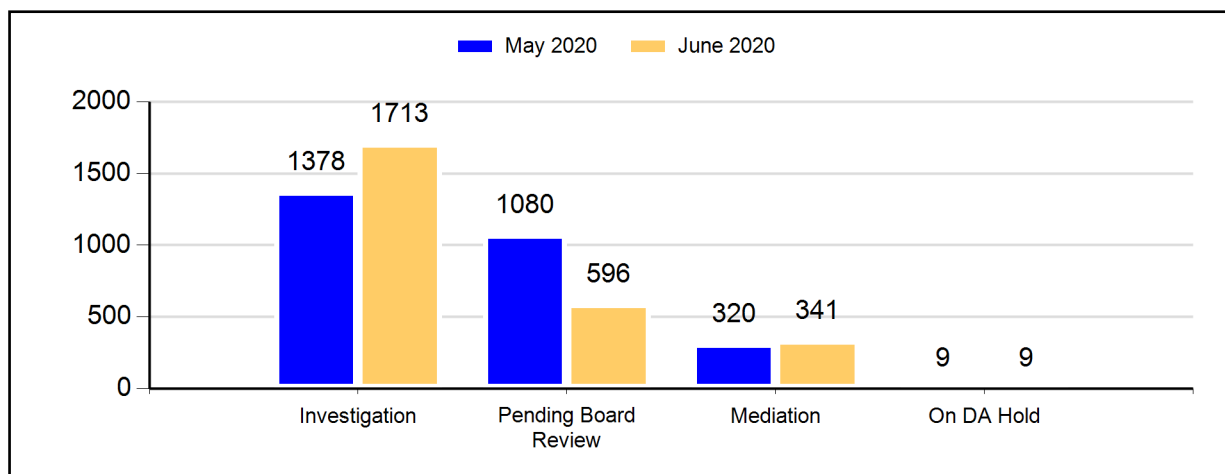


Figure 17: Open Docket Analysis with % Change

	May 2020		June 2020		Change	% Change
	Count	% of Total	Count	% of Total		
Investigations	1378	49%	1713	64%	335	24%
Pending Board Review	1080	39%	596	22%	-484	-45%
Mediation	320	11%	341	13%	21	7%
On DA Hold	9	0%	9	0%	0	0%
Total	2787		2659		-128	-5%

Body Worn Camera Footage Requests

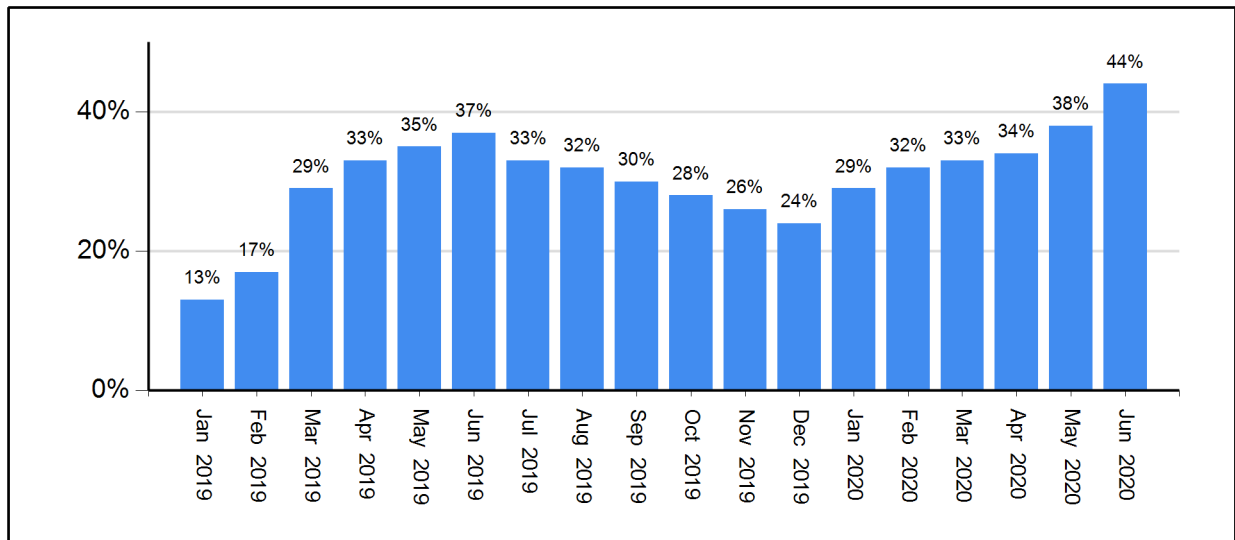
Since the widespread roll out of body worn cameras in 2018, the collection of footage from these cameras has become an integral part of CCRB investigations.

The timeliness of the response to BWC footage requests has a direct impact on the length of time it takes to complete an investigation. The longer it takes to fulfill BWC requests, the longer CCRB investigations remain on the open docket.

Figure 18: Pending Requests for BWC Footage

Days Pending	BWC Requests	% of Total
00 <= Days < 30	255	25.2%
30 <= Days < 60	190	18.8%
60 <= Days < 90	150	14.8%
90 <= Days	417	41.2%
Total	1012	100%

Figure 19: Percentage of Open Investigations Docket with Pending BWC Requests (January 2019 - June 2020)

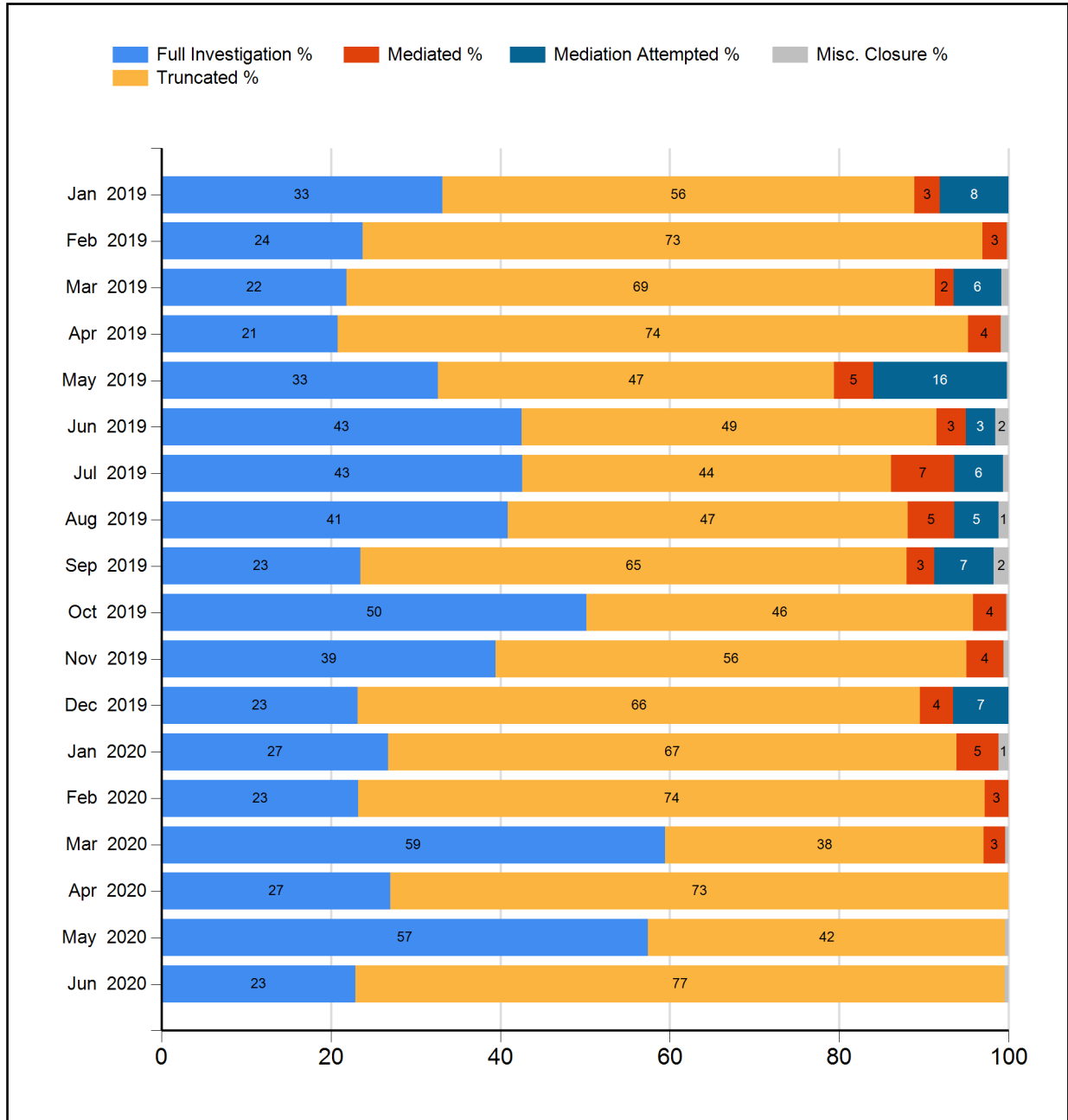


Closed Cases

Resolving Cases

In June 2020, the CCRB fully investigated 23% of the cases it closed, and resolved (fully investigated, mediated or mediation attempted) 23% of the cases it closed.

Figure 20: Case Resolutions (January 2019 - June 2020) (%)



Dispositions

Cases fully investigated by the CCRB generally receive one of five outcomes:

- If the alleged misconduct is found to have occurred, based on the preponderance of the evidence, the allegation is **substantiated**.
- If there is not enough evidence to determine whether or not the alleged misconduct occurred, the allegation is **unsubstantiated**.
- If the preponderance of the evidence suggests that the event or alleged act did not occur, the allegation is **unfounded**.
- If the event did occur, but was not improper by a preponderance of evidence, the allegation is **exonerated**.
- If the CCRB was unable to identify any of the officers accused of misconduct, the case is closed as **officer unidentified**.

Additionally, a case might be **mediated**, with the subject officer and complainant discussing the incident in the presence of a neutral third-party moderator, or closed as **mediation attempted**, the designation for a case in which both the officer and the civilian agree to mediate, but the civilian fails to appear twice for the scheduled mediation session or fails to respond to attempts to schedule a mediation session. Finally, a case that cannot be fully investigated due to complainant/alleged victim unavailability or lack of cooperation is **truncated**.

Case Abstracts

The following case abstracts are taken from complaints closed this month and serve as examples of what the different CCRB dispositions mean in practice:

1. Substantiated

Department of Homeless Services (DHS) officers prevented the CCRB complainant from entering a shelter, because they believed he was intoxicated. DHS officers called for NYPD assistance and Police Officer Malachi McKenith and Police Officer Carlos Velasquez, both of the 40th Precinct, responded. PO McKenith told the complainant, "I don't have time for this shit," and that he, "did not want to hear shit." PO McKenith also allegedly stated that he was an Israelite and that he, "did not have time for this shit, nigger."

PO McKenith then threw the complainant to the ground. After handcuffing the complainant, PO McKenith lifted him up from the ground using the hood of his sweatshirt, which pulled the neck of the sweatshirt against his neck. After the complainant was handcuffed, he was transported via ambulance to the hospital. While in the ambulance, PO McKenith stated to the complainant, "I don't give a fuck." The investigation determined that PO McKenith improperly used his body worn camera as required by Patrol Guide Procedure 212-123. The Board determined that PO McKenith spoke discourteously to the civilian and used a chokehold against the civilian by lifting his sweater in that manner. The Board substantiated the allegation. The Board was unable to determine whether PO McKenith made the offensive remark.

2. Unsubstantiated

An individual was stopped in his vehicle because his registration was expired. During the stop, PO Kevin Weber asked the individual if he smoked marijuana. The individual stated that he did, but he did not have any in the vehicle. PO Weber, in his CCRB interview, stated he asked the question because he observed rolling paper in the vehicle of the civilian. The individual denied that there was any rolling paper in his vehicle and the video evidence is inconclusive one way or another. Because PO Weber would have had founded suspicion to ask the question if he did observe the papers, and because the investigation was unable to determine whether or not those papers existed. The Board unsubstantiated the allegation.

3. Unfounded

PO Kristen Perkins of the 75th Precinct arrested the CCRB complainant. The CCRB complainant alleged that they had a seizure and the officer beat them up. Civilian testimony, officer testimony, and medical records all show that the civilian had a seizure but that no force was used. The Board unfounded the allegation.

4. Exonerated

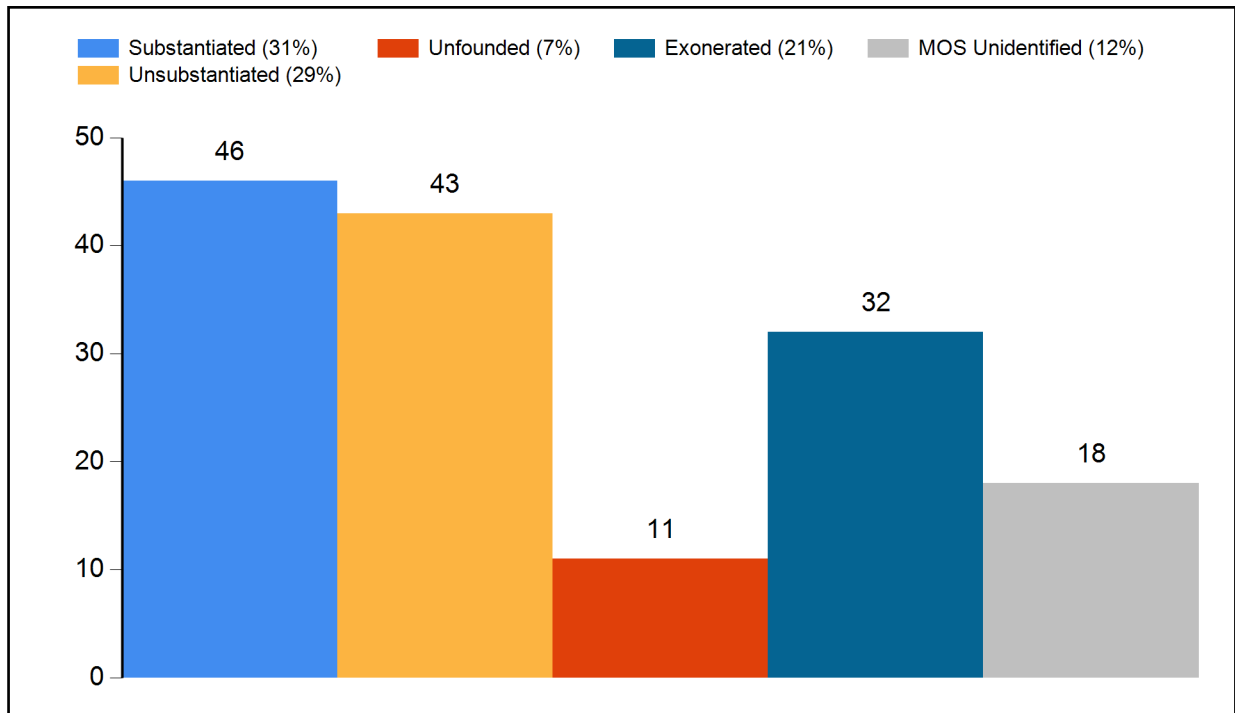
Police Officers Nichole Meadows and Tanya Acevedo responded to call about an assault in progress involving a knife and a family. PO Meadows and PO Acevedo removed the civilian who had allegedly assaulted a family member with a knife to the hospital. The civilian had a history of mental illness which she acknowledged and to which she acknowledged not having taken her medication. She was transported in the hospital. The guardian of her children and her children went to the hospital where officers told them they had to wait for members of the Administration for Children's Services. The guardian stated that she would leave the children there and PO Meadows allegedly said that she would be arrested if she did for endangering the welfare of a child. The Board exonerated PO Meadows and PO Acevedo for removing the civilian to the hospital and for threatening to arrest the guardian.

5. Officer Unidentified

Officers knocked on the door of the complainant and asked her if they could search for an individual. The complainant said that they could, and officers searched her house. None of the officers provided her with a business card as required by the Right to Know Act. The investigation was unable to determine the identity of these officers. The Board closed the allegation as officer unidentified.

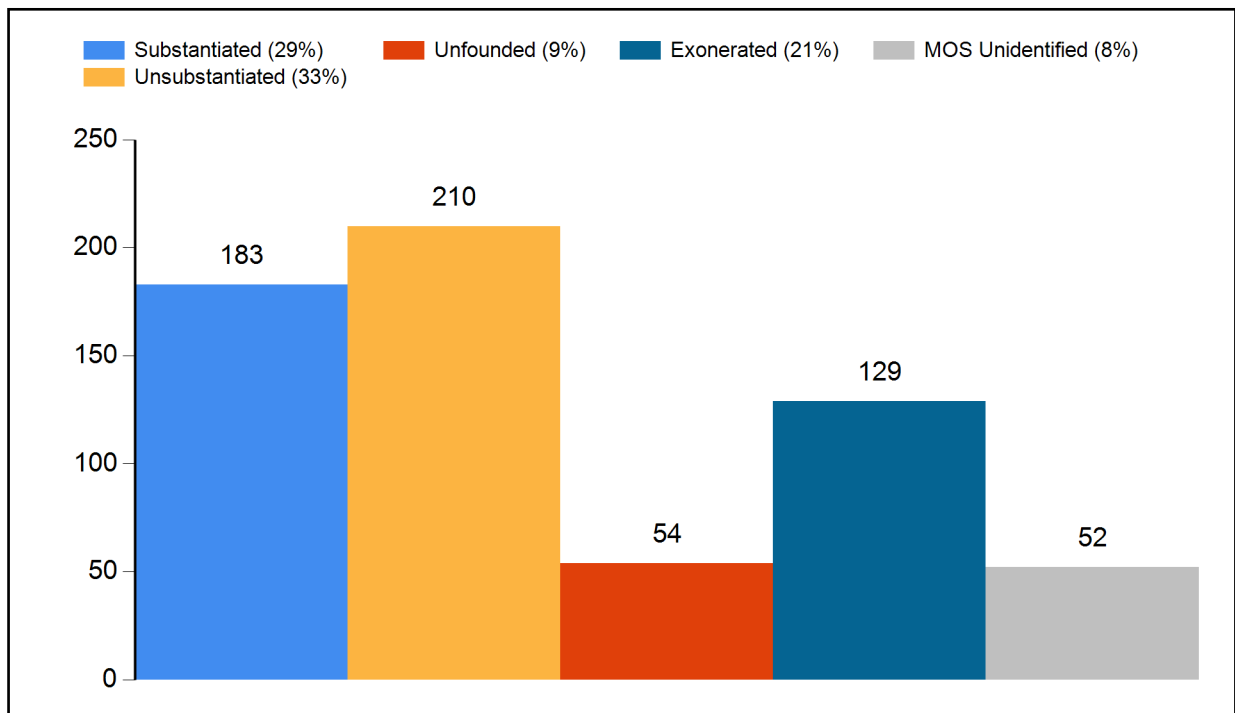
Dispositions - Full Investigations

Figure 21: Disposition Counts of Full Investigations (June 2020)



Due to the reconsideration process, counts are subject to change.

Figure 22: Disposition Counts of Full Investigations (YTD 2020)



Due to the reconsideration process, counts are subject to change.

Dispositions - All CCRB Cases

In addition to full investigations, CCRB cases can be closed through mediation and truncation. The following table lists all the CCRB case closures for the current month and year-to-date.

Figure 23: Disposition of Cases (2019 vs 2020)

	Jun 2019		Jun 2020		YTD 2019		YTD 2020	
Full Investigations	Count	% of Total	Count	% of Total	Count	% of Total	Count	% of Total
Substantiated	48	26%	46	31%	181	23%	183	29%
Exonerated	44	24%	32	21%	177	22%	129	21%
Unfounded	12	6%	11	7%	63	8%	54	9%
Unsubstantiated	74	40%	43	29%	316	40%	210	33%
MOS Unidentified	7	4%	18	12%	55	7%	52	8%
Total - Full Investigations	185		150		792		628	
Mediation Closures	Count	% of Total	Count	% of Total	Count	% of Total	Count	% of Total
Mediated	15	50%	0	NaN%	90	37%	29	100%
Mediation Attempted	15	50%	0	NaN%	151	63%	0	0%
Total - ADR Closures	30		0		241		29	
Resolved Case Total	215	49%	150	23%	1033	38%	657	35%
Truncations / Other Closures	Count	% of Total	Count	% of Total	Count	% of Total	Count	% of Total
Complaint withdrawn	37	17%	93	18%	351	21%	239	19%
Complainant/Alleged Victim/Witness uncooperative	112	51%	240	47%	806	48%	605	49%
Complainant/Alleged Victim/Witness unavailable	31	14%	80	16%	279	17%	201	16%
Alleged Victim unidentified	4	2%	7	1%	32	2%	17	1%
Closed - Pending Litigation*	29	13%	83	16%	191	11%	171	14%
Miscellaneous	1	0%	3	1%	6	0%	6	0%
Administrative closure**	6	3%	0	0%	11	1%	3	0%
Total - Other Case Dispositions	220		506		1676		1242	
Total - Closed Cases	435		656		2709		1899	

* Closed - Pending Litigation is a truncation category added in August 2017. It indicates that the complaint was truncated due to the complainant/alleged victim's attorney.

**Administrative closure is a special category that deals with NYPD's Internal Affairs Bureau-referred cases or spin off cases with no complainant/alleged victim, and in which CCRB attempts to locate or identify a complainant/alleged victim has yielded no results.

Dispositions - FADO Allegations

“Allegations” are different than “cases.” A case or complaint is based on an incident and may contain one or more allegations of police misconduct. The allegation substantiation rate is 12% for the month of June 2020, and the allegation substantiation rate is 13% year-to-date. The type of allegation the CCRB is most likely to substantiate is Discourtesy – substantiating 16% of such allegations during June 2020, and 17% for the year.

Figure 24: Disposition of Allegations (2019 vs 2020)

	Jun 2019		Jun 2020		YTD 2019		YTD 2020	
Fully Investigated Allegations	Count	%of Total	Count	%of Total	Count	%of Total	Count	%of Total
Substantiated	87	11%	109	12%	419	12%	410	13%
Unsubstantiated	283	35%	236	27%	1176	33%	1009	31%
Unfounded	71	9%	93	11%	305	9%	333	10%
Exonerated	310	39%	333	38%	1263	36%	1133	35%
MOS Unidentified	50	6%	104	12%	372	11%	347	11%
Total - Full Investigations	801		875		3535		3232	

Mediation Closures	Count	%of Total	Count	%of Total	Count	%of Total	Count	%of Total
Mediated	48	55%	0	NaN%	216	33%	76	100%
Mediation Attempted	40	45%	0	NaN%	429	67%	0	0%
Total - ADR Closures	88		0		645		76	

Truncations / Other Closures	Count	%of Total	Count	%of Total	Count	%of Total	Count	%of Total
Complaint withdrawn	85	14%	280	18%	900	18%	683	19%
Complainant/Alleged Victim/Witness uncooperative	304	49%	757	48%	2496	51%	1830	50%
Complainant/Alleged Victim/Witness unavailable	83	13%	230	14%	669	14%	522	14%
Alleged Victim unidentified	11	2%	23	1%	103	2%	46	1%
Closed - Pending Litigation	111	18%	267	17%	689	14%	531	14%
Miscellaneous	13	2%	36	2%	48	1%	66	2%
Administrative closure	19	3%	0	0%	27	1%	7	0%
Total - Other Case Dispositions	626		1593		4932		3685	

Total - Closed Allegations	1515		2468		9113		6993	
-----------------------------------	------	--	------	--	------	--	------	--

Figure 25: Disposition of Allegations By FADO Category (June 2020)

	Substantiated	Unsubstantiated	Exonerated	Unfounded	Officers Unidentified	Total
Force	11 6%	36 18%	104 52%	31 16%	17 9%	199 100%
Abuse of Authority	83 15%	159 28%	207 37%	47 8%	71 13%	567 100%
Discourtesy	14 16%	27 30%	22 25%	14 16%	12 13%	89 100%
Offensive Language	1 5%	14 70%	0 0%	1 5%	4 20%	20 100%
Total	109 12%	236 27%	333 38%	93 11%	104 12%	875 100%

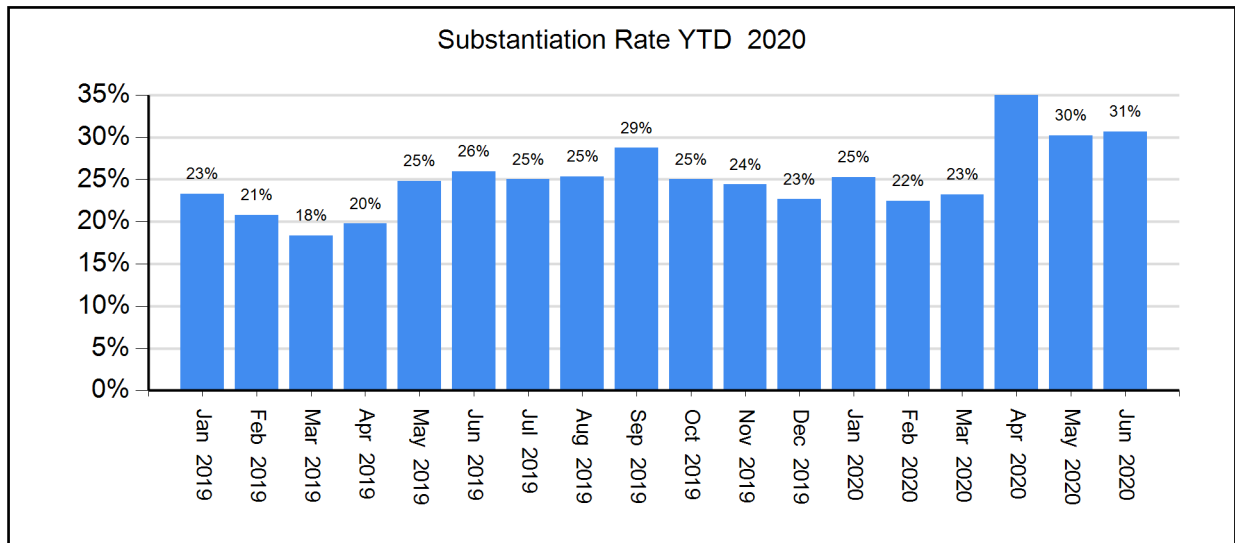
Figure 26: Disposition of Allegations By FADO Category (YTD 2020)

	Substantiated	Unsubstantiated	Exonerated	Unfounded	Officers Unidentified	Total
Force	24 4%	162 26%	285 45%	111 17%	53 8%	635 100%
Abuse of Authority	320 15%	671 31%	796 36%	162 7%	237 11%	2186 100%
Discourtesy	59 17%	139 41%	52 15%	49 14%	41 12%	340 100%
Offensive Language	7 10%	37 52%	0 0%	11 15%	16 23%	71 100%
Total	410 13%	1009 31%	1133 35%	333 10%	347 11%	3232 100%

Substantiation Rates

The June 2020 case substantiation rate was 31%.

Figure 27: Percentage of Cases Substantiated (January 2019 - June 2020)

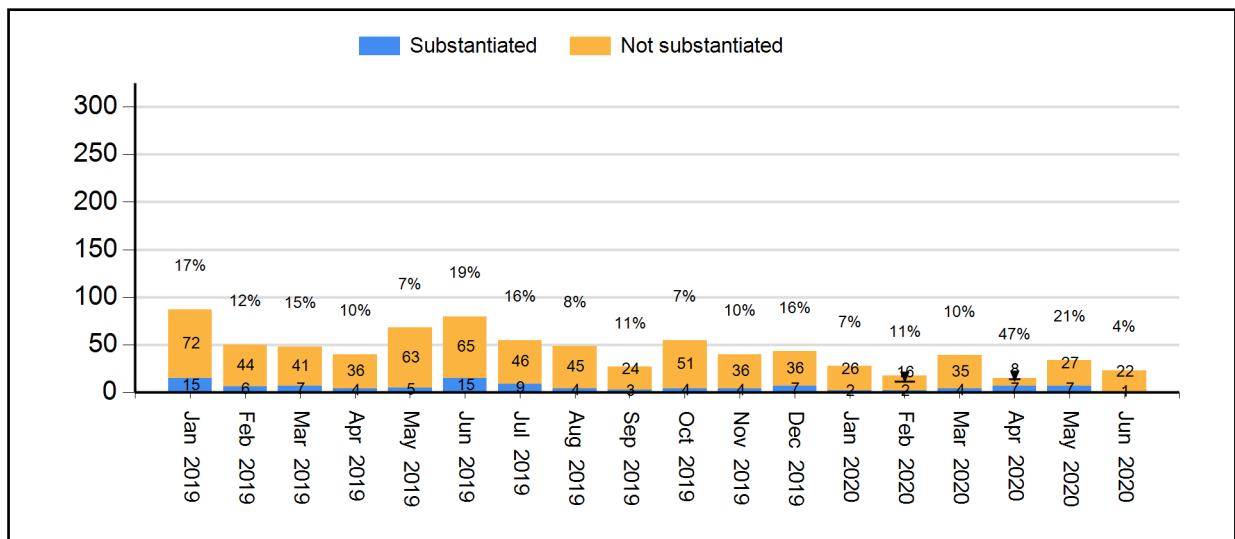


Due to the reconsideration process, counts are subject to change.

Substantiation Rates and Video

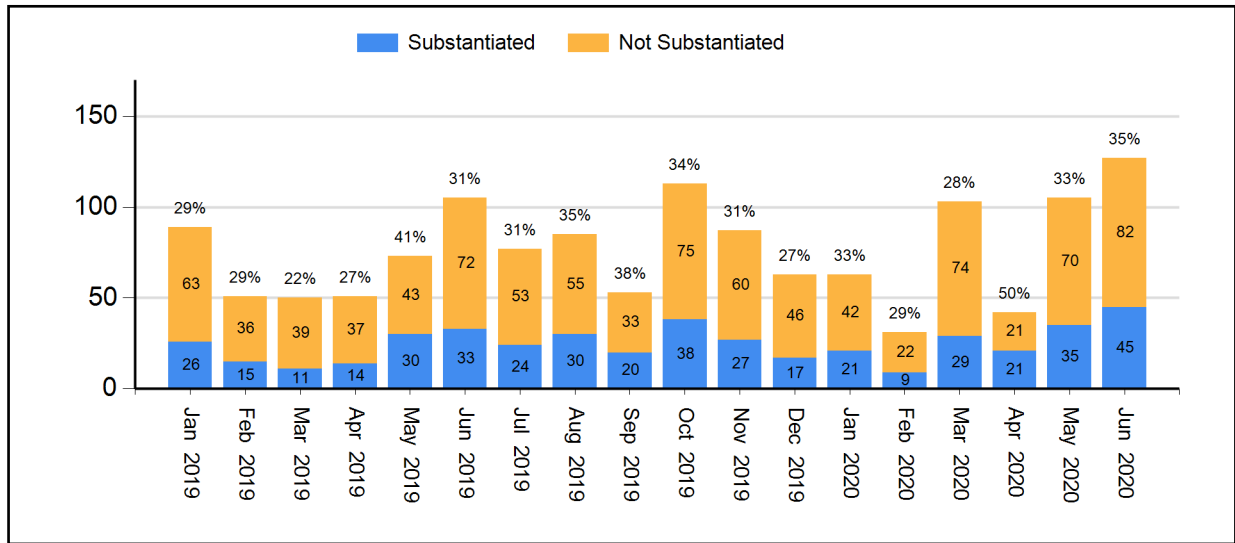
In general, investigations relying on video evidence from security cameras or personal devices result in much higher substantiation rates.

Figure 28: Substantiation Rates for Full Investigations without Video (Jan 2020 - Jun 2020)
(% substantiated shown)



Due to the reconsideration process, counts are subject to change.

Figure 29: Substantiation Rates for Full Investigations with Video (Jan 2020 - Jun 2020)
 (% substantiated shown)



Due to the reconsideration process, counts are subject to change.

Board Discipline Recommendations for Substantiated Complaints

After a CCRB investigative team has completed its investigation and recommended the substantiation of a complaint against an officer, a panel of three Board members determines whether to substantiate the allegation and make a disciplinary recommendation.

- “Charges and Specifications” are the most severe form of discipline. A decision to assign Charges commences a process that may result in an administrative trial in the NYPD Trial Room. An officer may lose vacation days, be suspended, or be terminated from the Department if the officer is found guilty.
- “Instructions” or “Formalized Training” are the least severe discipline, often recommended for officers who misunderstand a policy. This determination results in training at the command level (Instructions) or training at the Police Academy or NYPD Legal Bureau (Formalized Training).
- “Command Discipline” is recommended for misconduct that is moderately serious, but does not rise to the level of that associated with Charges. An officer can lose up to ten vacation days as a result of a Command Discipline.
- When the Board has recommended Instructions, Formalized Training or Command Discipline, the case is sent to the NYPD Commissioner to impose training and/or other penalties. Cases where the Board recommends charges are prosecuted by the CCRB’s Administrative Prosecution Unit.

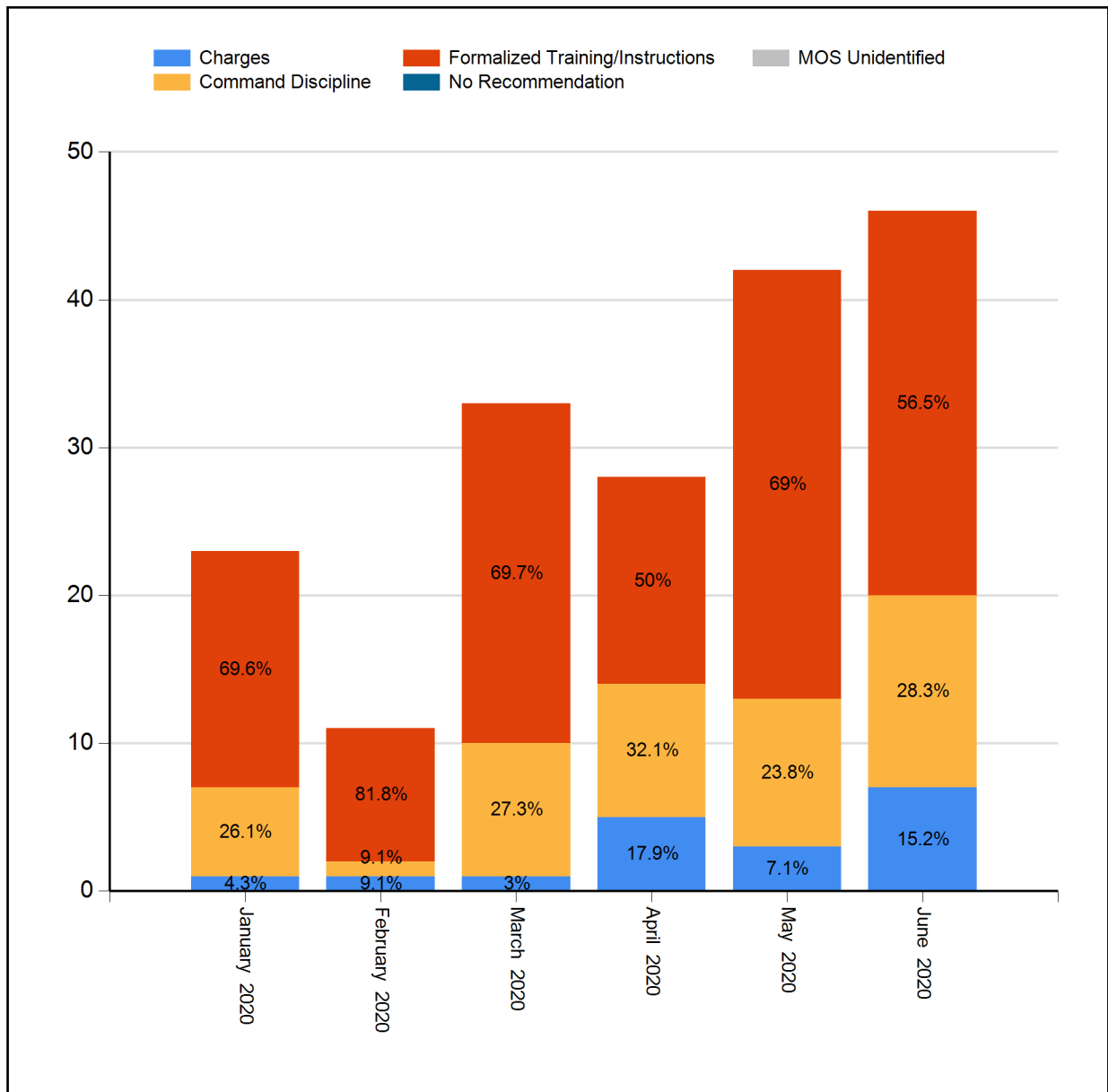
Figure 30: Board Discipline Recommendations For Substantiated Complaints*
(Jun 2019, Jun 2020, YTD 2019, YTD 2020)

Disposition	June 2019		June 2020		YTD 2019		YTD 2020	
	Count	%of Total	Count	%of Total	Count	%of Total	Count	%of Total
Charges	8	17%	7	15%	31	17%	18	10%
Command Discipline	15	31%	13	28%	69	38%	48	26%
Formalized Training	10	21%	10	22%	39	22%	50	27%
Instructions	15	31%	16	35%	42	23%	67	37%
MOS Unidentified	0	0%	0	0%	0	0%	0	0%
Total	48		46		181		183	

Due to the reconsideration process, counts are subject to change.

* A complaint containing a number of substantiated allegations against a number of different officers will typically generate a variety of different disciplinary recommendations. To determine the disciplinary recommendation associated with the complaint as a whole, the CCRB uses the most severe disciplinary recommendation made. The order of severity is: 1) Charges 2) Command Discipline 3) Formalized Training 4) Instructions.

Figure 31: Board Discipline Recommendations For Substantiated Complaints* (2020)



Due to the reconsideration process, counts are subject to change.

* A complaint containing a number of substantiated allegations against a number of different officers will typically generate a variety of different disciplinary recommendations. To determine the disciplinary recommendation associated with the complaint as a whole, the CCRB uses the most severe disciplinary recommendation made. The order of severity is: 1) Charges 2) Command Discipline 3) Formalized Training 4) Instructions.

Board Discipline Recommendations for Officers with Substantiated Allegations

A substantiated CCRB complaint may generate multiple substantiated allegations against multiple officers. Each substantiated allegation will carry its own discipline recommendation from the CCRB Board.

The following table presents the number of officers against whom discipline recommendations have been made as a result of a substantiated CCRB complaint. Where there are multiple substantiated allegations with multiple disciplinary recommendations for an officer in a complaint, the most severe disciplinary recommendation is used to determine the overall recommendation for that officer.

Figure 32: Board Discipline Recommendations for Officers with Substantiated Allegations*
(Jun 2019, Jun 2020, YTD 2019, YTD 2020)

Disposition	June 2019		June 2020		YTD 2019		YTD 2020	
	Count	%of Total	Count	%of Total	Count	%of Total	Count	%of Total
Charges	15	22.7%	10	13.3%	48	19.1%	26	9.6%
Command Discipline	20	30.3%	20	26.7%	94	37.5%	68	25%
Formalized Training	12	18.2%	12	16%	51	20.3%	67	24.6%
Instructions	19	28.8%	33	44%	58	23.1%	111	40.8%
MOS Unidentified	0	0%	0	0%	0	0%	0	0%
Total	66		75		251		272	

Due to the reconsideration process, counts are subject to change.

* The counts in this table reflect the number of distinct MOS with a substantiated allegation in each complaint.

Figure 33: Substantiated Allegations By Borough and NYPD Precinct (June 2020)

The figures in this table reflect all substantiated allegations for each MOS.

Board Disposition	FADO Category	Allegation	Precinct of Occurrence	Borough of Occurrence
Substantiated (Command Discipline B)	Abuse of Authority	Property damaged	9	Manhattan
Substantiated (Command Discipline B)	Abuse of Authority	Interference with recording	9	Manhattan
Substantiated (Command Discipline B)	Discourtesy	Word	9	Manhattan
Substantiated (Command Discipline B)	Discourtesy	Action	9	Manhattan
Substantiated (Formalized Training)	Abuse of Authority	Threat of force (verbal or physical)	14	Manhattan
Substantiated (Command Discipline B)	Abuse of Authority	Search (of person)	14	Manhattan
Substantiated (Command Discipline B)	Discourtesy	Word	14	Manhattan
Substantiated (Formalized Training)	Force	Pepper spray	14	Manhattan
Substantiated (Command Discipline B)	Force	Physical force	14	Manhattan
Substantiated (Command Discipline A)	Abuse of Authority	Other	25	Manhattan
Substantiated (Command Lvl Instructions)	Abuse of Authority	Refusal to provide name	25	Manhattan
Substantiated (Command Lvl Instructions)	Discourtesy	Word	25	Manhattan
Substantiated (Command Lvl Instructions)	Discourtesy	Word	25	Manhattan
Substantiated (Command Lvl Instructions)	Abuse of Authority	Failure to provide RTKA card	30	Manhattan
Substantiated (Command Lvl Instructions)	Abuse of Authority	Failure to provide RTKA card	30	Manhattan
Substantiated (Command Lvl Instructions)	Abuse of Authority	Seizure of property	34	Manhattan
Substantiated (Formalized Training)	Abuse of Authority	Forcible Removal to Hospital	34	Manhattan
Substantiated (Formalized Training)	Abuse of Authority	Forcible Removal to Hospital	34	Manhattan
Substantiated (Command Discipline A)	Discourtesy	Word	34	Manhattan
Substantiated (Command Discipline A)	Discourtesy	Word	34	Manhattan
Substantiated (Command Discipline A)	Discourtesy	Word	34	Manhattan
Substantiated (Formalized Training)	Offensive Language	Physical disability	34	Manhattan
Substantiated (Command Discipline A)	Abuse of Authority	Refusal to process civilian complaint	40	Bronx
Substantiated (Charges)	Discourtesy	Word	40	Bronx
Substantiated (Charges)	Force	Chokehold	40	Bronx
Substantiated (Command Discipline B)	Force	Physical force	40	Bronx
Substantiated (Command Discipline A)	Force	Physical force	40	Bronx
Substantiated (Charges)	Abuse of Authority	Strip-searched	43	Bronx
Substantiated (Charges)	Abuse of Authority	Strip-searched	43	Bronx
Substantiated (Formalized Training)	Abuse of Authority	Vehicle search	43	Bronx
Substantiated (Formalized Training)	Abuse of Authority	Question	43	Bronx
Substantiated (Formalized Training)	Abuse of Authority	Refusal to provide shield number	43	Bronx
Substantiated (Command Discipline A)	Abuse of Authority	Frisk	46	Bronx
Substantiated (Command Discipline A)	Abuse of Authority	Search (of person)	46	Bronx
Substantiated (Command Discipline A)	Abuse of Authority	Stop	46	Bronx
Substantiated (Command Discipline A)	Abuse of Authority	Stop	46	Bronx
Substantiated (Command Discipline A)	Abuse of Authority	Stop	46	Bronx
Substantiated (Command Discipline A)	Abuse of Authority	Refusal to provide name	46	Bronx
Substantiated (Command Discipline A)	Discourtesy	Word	46	Bronx
Substantiated (Command Discipline A)	Force	Restricted Breathing	46	Bronx
Substantiated (Command Lvl Instructions)	Abuse of Authority	Threat of arrest	47	Bronx

Board Disposition	FADO Category	Allegation	Precinct of Occurrence	Borough of Occurrence
Substantiated (Command Lvl Instructions)	Abuse of Authority	Refusal to process civilian complaint	47	Bronx
Substantiated (Command Lvl Instructions)	Discourtesy	Word	47	Bronx
Substantiated (Formalized Training)	Abuse of Authority	Search of Premises	48	Bronx
Substantiated (Formalized Training)	Abuse of Authority	Failure to provide RTKA card	48	Bronx
Substantiated (Charges)	Abuse of Authority	Entry of Premises	52	Bronx
Substantiated (Charges)	Abuse of Authority	Entry of Premises	52	Bronx
Substantiated (Command Discipline B)	Abuse of Authority	Stop	60	Brooklyn
Substantiated (Command Discipline B)	Abuse of Authority	Stop	60	Brooklyn
Substantiated (Command Lvl Instructions)	Discourtesy	Word	60	Brooklyn
Substantiated (Command Discipline A)	Discourtesy	Word	61	Brooklyn
Substantiated (Charges)	Force	Chokehold	63	Brooklyn
Substantiated (Charges)	Force	Restricted Breathing	63	Brooklyn
Substantiated (Formalized Training)	Abuse of Authority	Entry of Premises	67	Brooklyn
Substantiated (Command Lvl Instructions)	Abuse of Authority	Photography/Videography	67	Brooklyn
Substantiated (Command Lvl Instructions)	Abuse of Authority	Failure to provide RTKA card	67	Brooklyn
Substantiated (Command Discipline B)	Force	Hit against inanimate object	67	Brooklyn
Substantiated (Command Discipline B)	Force	Physical force	67	Brooklyn
Substantiated (Command Lvl Instructions)	Abuse of Authority	Vehicle search	68	Brooklyn
Substantiated (Command Lvl Instructions)	Abuse of Authority	Vehicle search	68	Brooklyn
Substantiated (Command Lvl Instructions)	Abuse of Authority	Failure to provide RTKA card	68	Brooklyn
Substantiated (Command Lvl Instructions)	Abuse of Authority	Failure to provide RTKA card	68	Brooklyn
Substantiated (Charges)	Force	Physical force	69	Brooklyn
Substantiated (Formalized Training)	Abuse of Authority	Other	71	Brooklyn
Substantiated (Formalized Training)	Abuse of Authority	Other	71	Brooklyn
Substantiated (Formalized Training)	Abuse of Authority	Other	71	Brooklyn
Substantiated (Formalized Training)	Abuse of Authority	Other	71	Brooklyn
Substantiated (Command Lvl Instructions)	Abuse of Authority	Failure to provide RTKA card	73	Brooklyn
Substantiated (Command Lvl Instructions)	Abuse of Authority	Failure to provide RTKA card	73	Brooklyn
Substantiated (Command Lvl Instructions)	Abuse of Authority	Failure to provide RTKA card	73	Brooklyn
Substantiated (Command Lvl Instructions)	Abuse of Authority	Failure to provide RTKA card	73	Brooklyn
Substantiated (Command Lvl Instructions)	Abuse of Authority	Entry of Premises	75	Brooklyn
Substantiated (Command Discipline B)	Abuse of Authority	Entry of Premises	75	Brooklyn
Substantiated (Charges)	Abuse of Authority	Strip-searched	75	Brooklyn
Substantiated (Charges)	Abuse of Authority	Strip-searched	75	Brooklyn
Substantiated (Charges)	Abuse of Authority	Frisk	75	Brooklyn
Substantiated (Charges)	Abuse of Authority	Search (of person)	75	Brooklyn
Substantiated (Charges)	Abuse of Authority	Stop	75	Brooklyn
Substantiated (Formalized Training)	Abuse of Authority	Question	75	Brooklyn
Substantiated (Command Lvl Instructions)	Abuse of Authority	Search of Premises	75	Brooklyn
Substantiated (Command Lvl Instructions)	Abuse of Authority	Photography/Videography	75	Brooklyn
Substantiated (Charges)	Abuse of Authority	Failure to provide RTKA card	75	Brooklyn
Substantiated (Charges)	Abuse of Authority	Failure to provide RTKA card	75	Brooklyn
Substantiated (Formalized Training)	Abuse of Authority	Refusal to process civilian complaint	77	Brooklyn

Board Disposition	FADO Category	Allegation	Precinct of Occurrence	Borough of Occurrence
Substantiated (Formalized Training)	Abuse of Authority	Refusal to provide shield number	77	Brooklyn
Substantiated (Command Discipline B)	Abuse of Authority	Stop	81	Brooklyn
Substantiated (Command Discipline B)	Abuse of Authority	Stop	81	Brooklyn
Substantiated (Command Discipline B)	Abuse of Authority	Stop	81	Brooklyn
Substantiated (Command Discipline B)	Abuse of Authority	Failure to provide RTKA card	81	Brooklyn
Substantiated (Command Discipline B)	Abuse of Authority	Failure to provide RTKA card	81	Brooklyn
Substantiated (Command Discipline B)	Abuse of Authority	Failure to provide RTKA card	81	Brooklyn
Substantiated (Charges)	Abuse of Authority	Strip-searched	90	Brooklyn
Substantiated (Command Lvl Instructions)	Abuse of Authority	Threat of arrest	90	Brooklyn
Substantiated (Command Lvl Instructions)	Abuse of Authority	Refusal to show search warrant	90	Brooklyn
Substantiated (Command Lvl Instructions)	Abuse of Authority	Refusal to provide shield number	90	Brooklyn
Substantiated (Command Lvl Instructions)	Abuse of Authority	Failure to provide RTKA card	90	Brooklyn
Substantiated (Command Lvl Instructions)	Abuse of Authority	Failure to provide RTKA card	90	Brooklyn
Substantiated (Command Lvl Instructions)	Abuse of Authority	Failure to provide RTKA card	90	Brooklyn
Substantiated (Command Lvl Instructions)	Abuse of Authority	Failure to provide RTKA card	90	Brooklyn
Substantiated (Command Lvl Instructions)	Abuse of Authority	Failure to provide RTKA card	103	Queens
Substantiated (Command Lvl Instructions)	Abuse of Authority	Failure to provide RTKA card	103	Queens
Substantiated (Formalized Training)	Discourtesy	Word	105	Queens
Substantiated (Command Discipline B)	Abuse of Authority	Forcible Removal to Hospital	112	Queens
Substantiated (Command Discipline B)	Abuse of Authority	Forcible Removal to Hospital	112	Queens
Substantiated (Command Discipline B)	Abuse of Authority	Forcible Removal to Hospital	112	Queens
Substantiated (Command Lvl Instructions)	Abuse of Authority	Failure to provide RTKA card	120	Staten Island
Substantiated (Command Lvl Instructions)	Abuse of Authority	Failure to provide RTKA card	120	Staten Island
Substantiated (Command Lvl Instructions)	Abuse of Authority	Failure to provide RTKA card	120	Staten Island
Substantiated (Formalized Training)	Abuse of Authority	Failed to Obtain Language Interpretation	123	Staten Island

Truncations

A “truncation” is a case that is not fully investigated, either because the complainant/alleged victim withdraws the complaint; is uncooperative with the investigation; is not available for the investigative team to interview; or is never identified. The CCRB constantly seeks to lower the number of truncations.

Figure 34: Truncated Allegations (June 2020)

	Withdrawn	Uncooperative	Unavailable	Civilian Unidentified	Pending Litigation*	Total
Force	50	148	73	2	141	414
Abuse of Authority	203	522	126	19	111	981
Discourtesy	24	68	23	2	13	130
Offensive Language	3	19	8	0	2	32
Total	280	757	230	23	267	1557

Figure 35: Truncated CCRB Complaints (June 2020)

	Withdrawn	Uncooperative	Unavailable	Civilian Unidentified	Pending Litigation*	Total
Total	93	240	80	7	83	503

Figure 36: Truncated Allegations (YTD 2020)

	Withdrawn	Uncooperative	Unavailable	Civilian Unidentified	Pending Litigation*	Total
Force	117	404	178	8	300	1007
Abuse of Authority	492	1230	287	35	202	2246
Discourtesy	59	158	44	2	24	287
Offensive Language	15	38	13	1	5	72
Total	683	1830	522	46	531	3612

Figure 37: Truncated CCRB Complaints (YTD 2020)

	Withdrawn	Uncooperative	Unavailable	Civilian Unidentified	Pending Litigation*	Total
Total	239	605	201	17	171	1233

*Pending Litigation is a truncation category added in August 2017. It indicates that the complaint was truncated due to the complainant/alleged victim's attorney.

Complaints Against Officers Assigned to Police Service Areas

The Police Service Areas (PSA) are commands that police New York City Housing Developments throughout the five boroughs. PSA complaints are defined as complaints that contain at least one FADO allegation against an officer assigned to a PSA command.

Figure 38: PSA Complaints Closed as % of Total Complaints Closed

	Jun 2019	Jun 2020	YTD 2019	YTD 2020
PSA Complaints	12	22	90	84
Total Complaints	435	656	2709	1899
PSA Complaints as % of Total	2.8%	3.4%	3.3%	4.4%

A single PSA complaint may contain allegations against multiple officers assigned to multiple PSA commands. The following table breaks out the different PSAs and shows the number of officers assigned to each PSA against whom FADO allegations have been made.

Figure 39: Closed Complaints Against Officers Assigned to a PSA

	Jun 2019	Jun 2020	YTD 2019	YTD 2020
PSA 1	1	2	21	11
PSA 2	1	11	20	24
PSA 3	1	3	7	19
PSA 4	8	2	41	13
PSA 5	2	4	16	15
PSA 6	3	1	17	16
PSA 7	0	15	9	50
PSA 8	0	5	12	13
PSA 9	2	0	12	7
Total	18	43	155	168

Complaints typically contain more than one allegation. The following table shows the allegations made against officers assigned to PSA commands broken out by FADO type.

Figure 40: Closed Allegations Against Officers Assigned to a PSA by FADO Type

	Jun 2019		Jun 2020		YTD 2019		YTD 2020	
	Count	% of Total	Count	% of Total	Count	% of Total	Count	% of Total
Force (F)	6	24%	18	29%	61	30%	69	32%
Abuse of Authority (A)	14	56%	28	45%	112	56%	114	52%
Discourtesy (D)	4	16%	13	21%	19	9%	29	13%
Offensive Language (O)	1	4%	3	5%	9	4%	7	3%
Total	25	100%	62	100%	201	99%	219	100%

Dispositions of Officers Assigned to PSAs

The following tables show the Board disposition of officers assigned to a PSA with a FADO allegation made against them.

Figure 41: Disposition of PSA Officers (2019 vs 2020)

	Jun 2019		Jun 2020		YTD 2019		YTD 2020	
Full Investigations	Count	%of Total	Count	%of Total	Count	%of Total	Count	%of Total
Substantiated	3	20%	5	28%	11	15%	19	24%
Exonerated	5	33%	3	17%	23	32%	28	35%
Unfounded	0	0%	3	17%	4	6%	8	10%
Unsubstantiated	7	47%	7	39%	33	46%	24	30%
MOS Unidentified	0	0%	0	0%	0	0%	0	0%
Total - Full Investigations	15		18		71		79	
Mediation Closures	Count	%of Total	Count	%of Total	Count	%of Total	Count	%of Total
Mediated	1	33%	0	0%	5	26%	2	100%
Mediation Attempted	2	67%	0	0%	14	74%	0	0%
Total - ADR Closures	3		0		19		2	
Resolved Case Total	18	100%	18	42%	90	58%	81	48%
Truncations / Other Closures	Count	%of Total	Count	%of Total	Count	%of Total	Count	%of Total
Complaint withdrawn	0	NaN%	10	40%	10	15%	16	18%
Complainant/Alleged Victim/Witness uncooperative	0	NaN%	5	20%	35	54%	45	52%
Complainant/Alleged Victim/Witness unavailable	0	NaN%	8	32%	10	15%	18	21%
Alleged Victim unidentified	0	NaN%	0	0%	1	2%	0	0%
Closed - Pending Litigation*	0	NaN%	2	8%	9	14%	8	9%
Miscellaneous	0	NaN%	0	0%	0	0%	0	0%
Administrative closure*	0	NaN%	0	0%	0	0%	0	0%
Total - Other Case Dispositions	0		25		65		87	
Total - Closed Cases	18		43		155		168	

* Closed - Pending Litigation is a truncation category added in August 2017. It indicates that the complaint was truncated due to the complainant/alleged victim's attorney.

**Administrative closure is a special category that deals with NYPD's Internal Affairs Bureau-referred cases or spin off cases with no complainant/alleged victim, and in which CCRB attempts to locate or identify a complainant/alleged victim has yielded no results.

Mediation Unit

Whenever mediation between a complainant/alleged victim and subject officer is suitable, it is offered by CCRB investigators. If the complainant/alleged victim and subject officer both agree to participate, a neutral, third-party mediator facilitates a conversation between the parties. “Mediation Attempted” refers to a situation in which an officer agrees to mediate and the complainant becomes unavailable (after the complainant initially agreed to mediation). The chart below indicates the number of mediations and attempted mediations in June and this year.

Figure 42: Mediated Complaints Closed

	June 2020			YTD 2020		
	Mediated	Mediation Attempted	Total	Mediated	Mediation Attempted	Total
Mediated Complaints	0	0	0	29	0	29

Figure 43: Mediated FADO Allegations Closed

	June 2020			YTD 2020		
	Mediated	Mediation Attempted	Total	Mediated	Mediation Attempted	Total
Force	0	0	0	1	0	1
Abuse of Authority	0	0	0	61	0	61
Discourtesy	0	0	0	11	0	11
Offensive Language	0	0	0	3	0	3
Total	0	0	0	76	0	76

Figure 44: Mediated Complaints By Borough (June 2020)

	Mediations
	0
Bronx	0
Brooklyn	0
Manhattan	0
Queens	0
Staten Island	0

Figure 45: Mediated Allegations By Borough (June 2020)

	Mediations
	0
Bronx	0
Brooklyn	0
Manhattan	0
Queens	0
Staten Island	0

**Figure 46: Mediated Complaints By Precinct
(Jun 2020 - YTD 2020)**

Precinct	Jun 2020	YTD 2020	Precinct	Jun 2020	YTD 2020
19	0	1	62	0	1
23	0	1	67	0	1
24	0	1	71	0	1
28	0	2	75	0	1
34	0	1	78	0	3
43	0	1	81	0	1
44	0	1	84	0	1
45	0	1	103	0	1
47	0	1	104	0	1
50	0	2	107	0	1
52	0	1	110	0	1
61	0	1	121	0	1
			122	0	1

**Figure 47: Mediated Allegations By Precinct
(Jun 2020 - YTD 2020)**

Precinct	Jun 2020	YTD 2020	Precinct	Jun 2020	YTD 2020
19	0	5	62	0	1
23	0	1	67	0	2
24	0	1	71	0	9
28	0	4	75	0	8
34	0	2	78	0	4
43	0	3	81	0	3
44	0	1	84	0	1
45	0	1	103	0	4
47	0	5	104	0	1
50	0	2	107	0	2
52	0	9	110	0	1
61	0	2	121	0	3
			122	0	1

Administrative Prosecution Unit

The CCRB's Administrative Prosecution Unit (APU) prosecutes police misconduct cases when the Board has recommended charges, in the NYPD Trial Room. The APU is also able to offer pleas to officers who admit guilt rather than going to trial. Following a plea agreement or the conclusion of a disciplinary trial, cases are sent to the Police Commissioner for final penalties.

Figure 48: Administrative Prosecution Unit Case Closures

Disposition Category	Prosecution Disposition	Jun 2020	YTD 2020
Disciplinary Action	Not guilty after trial but Discipline Imposed	0	0
	Guilty after trial	0	5
	Trial verdict dismissed by PC, Comm. Disc. A imposed	0	0
	Trial verdict dismissed by PC, Comm. Disc. B imposed	0	0
	Trial verdict dismissed by PC, Formalized Training imposed	0	0
	Trial verdict dismissed by PC, Instructions imposed	0	0
	Trial verdict reversed by PC, Final verdict Guilty	0	0
	Resolved by plea	0	3
	Plea set aside, Comm. Disc. B	0	0
	Plea set aside, Comm. Disc. A	0	0
	Plea set aside, Formalized Training	0	0
	Plea set aside, Instructions	0	0
	*Retained, with discipline	0	5
	Disciplinary Action Total	0	13
No Disciplinary Action	Not guilty after trial	4	13
	Trial verdict reversed by PC, Final verdict Not Guilty	0	3
	Plea set aside, Without discipline	0	0
	**Retained, without discipline	0	0
	Dismissed by APU	0	0
	SOL Expired in APU	0	0
	No Disciplinary Action Total	4	16
Not Adjudicated	Charges not filed	0	0
	Deceased	0	0
	Other	0	1
	***Previously adjudicated, with discipline	0	0
	***Previously adjudicated, without discipline	0	0
	†Reconsidered by CCRB Board	0	0
	Retired	0	0
	SOL Expired prior to APU	0	0
	Not Adjudicated Total	0	1
	Total Closures	4	30

*Retained cases are those in which the Department kept jurisdiction pursuant to Section 2 of the April 2, 2012 Memorandum of Understanding between the NYPD and the CCRB.

** When the Department keeps jurisdiction pursuant to Section 2 and does not impose any discipline on the officer, it is the equivalent of a category referred to as "Department Unable to Prosecute" (DUP). Cases are referred to as DUP when the department decides that it will not discipline an officer against whom the Board recommended discipline other than charges.

*** In some cases, the Department conducts its own investigation and prosecution prior to the completion of the CCRB's investigation. In those cases, the APU does not conduct a second prosecution.

† Under the Board's reconsideration process, an officer who has charges recommended as the penalty for a substantiated allegation may have the recommended penalty changed to something other than charges or have the disposition changed to something other than substantiated. In those cases, the APU ceases its prosecution.

NYPD Discipline

Under the New York City Charter, the Police Commissioner makes the final decision regarding discipline and the outcome of disciplinary trials.

The first chart reflects NYPD-imposed discipline for cases brought by the APU (Charges).

The chart on the following page reflects cases referred to the Police Commissioner where the Board recommended Command Discipline, Formalized Training or Instructions.

Figure 49: NYPD Discipline Imposed for Adjudicated APU Cases

Discipline*	June 2020	YTD 2020
Terminated	0	0
Suspension for or loss of vacation time of 31 or more days and/or Dismissal Probation	0	0
Suspension for or loss of vacation time of 21 to 30 days	0	0
Suspension for or loss of vacation time of 11 to 20 days	0	3
Suspension for or loss of vacation time of 1 to 10 days	3	8
Command Discipline B	0	2
Command Discipline A	0	3
Formalized Training**	0	0
Instructions***	0	0
Warned & Admonished/Reprimanded	0	0
Disciplinary Action† Total	3	16
No Disciplinary Action†	1	13
Adjudicated Total	4	29
Discipline Rate	75%	55%
Not Adjudicated† Total	0	1
Total Closures	4	30

*Where more than one penalty is imposed on a respondent, it is reported under the more severe penalty.

** Formalized training is conducted by the Police Academy, the NYPD Legal Bureau, or other NYPD Unit.

*** Instructions are conducted at the command level.

† The case closure types that define the "Disciplinary Action", "No Disciplinary Action" and "Not Adjudicated" categories are listed in Figure 43 on the previous page.

Figure 50: NYPD Discipline Imposed for Non-APU Cases

Disposition	Disposition Type*	June 2020	YTD 2020
Disciplinary Action	Terminated	0	0
	Suspension for or loss of vacation time of 31 or more days and/or Dismissal Probation	0	0
	Suspension for or loss of vacation time of 21 to 30 days	0	0
	Suspension for or loss of vacation time of 11 to 20 days	0	0
	Suspension for or loss of vacation time of 1 to 10 days	0	0
	Command Discipline B	4	21
	Command Discipline A	13	51
	Formalized Training**	19	64
	Instructions***	33	122
	Warned & admonished/Reprimanded	0	0
	Total	69	258
No Disciplinary Action	Filed ††	0	2
	SOL Expired	0	0
	Department Unable to Prosecute†††	1	23
	No Finding ††††	3	7
	Total	4	32
	Discipline Rate	95%	89%
	DUP Rate	1%	8%

*Where the respondent is found guilty of charges, and the penalty imposed would fall into more than one of the above listed categories, it is reported under the more severe penalty.

** Formalized training is conducted by the Police Academy, the NYPD Legal Bureau, or other NYPD Unit.

*** Instructions are conducted at the command level.

† Trial outcomes in non-APU cases typically involve MOS who turned down command discipline, prompting the police department to proceed with charges.

†† "Filed" is a term used when the police department is not required to take action against the subject officer because the officer has resigned or retired from the department, or has been terminated.

††† When the department decides that it will not discipline an officer against whom the Board recommended discipline other than charges, those cases are referred to as "Department Unable to Prosecute," or DUP.

†††† "No Finding" refers to cases which the department reports as "Administratively Closed."

Figure 51: NYPD Discipline Imposed for Allegations - Non-APU Cases (June 2020)

Board Disposition	FADO Type	Allegation	Precinct	Borough	NYPD Discipline
Substantiated (Command Discipline A)	D	Word	5	Manhattan	Command Discipline A
Substantiated (Command Lvl Instructions)	A	Forcible Removal to Hospital	13	Manhattan	Formalized Training
Substantiated (Command Discipline A)	E	Other	18	Manhattan	Command Discipline A
Substantiated (Command Discipline A)	F	Physical force	25	Manhattan	Command Discipline A
Substantiated (Command Discipline B)	F	Physical force	25	Manhattan	No Discipline
Substantiated (Command Discipline A)	F	Physical force	25	Manhattan	Command Discipline A
Substantiated (Formalized Training)	A	Entry of Premises	32	Manhattan	Formalized Training
Substantiated (Formalized Training)	A	Search of Premises	32	Manhattan	Formalized Training
Substantiated (Command Lvl Instructions)	A	Refusal to process civilian complaint	34	Manhattan	Instructions
Substantiated (Command Lvl Instructions)	A	Entry of Premises	40	Bronx	Formalized Training
Substantiated (Command Lvl Instructions)	D	Word	42	Bronx	Instructions
Substantiated (Formalized Training)	A	Vehicle search	44	Bronx	Formalized Training
Substantiated (Command Discipline A)	A	Refusal to obtain medical treatment	44	Bronx	Command Discipline A
Substantiated (Command Discipline A)	A	Refusal to obtain medical treatment	44	Bronx	Command Discipline A
Substantiated (Formalized Training)	D	Word	44	Bronx	Instructions
Substantiated (Command Lvl Instructions)	D	Word	44	Bronx	Instructions
Substantiated (Command Discipline A)	D	Word	44	Bronx	Instructions
Substantiated (Formalized Training)	D	Word	44	Bronx	Instructions
Substantiated (Formalized Training)	D	Word	44	Bronx	Instructions
Substantiated (Formalized Training)	E	Other	44	Bronx	Instructions
Substantiated (Formalized Training)	A	Search of Premises	44	Bronx	Instructions
Substantiated (Command Discipline B)	A	Refusal to obtain medical treatment	46	Bronx	Command Discipline B
Substantiated (Command Lvl Instructions)	D	Word	46	Bronx	Instructions
Substantiated (Command Lvl Instructions)	A	Refusal to provide shield number	47	Bronx	Instructions
Substantiated (Formalized Training)	A	Vehicle search	48	Bronx	Formalized Training
Substantiated (Formalized Training)	A	Refusal to provide name	62	Brooklyn	Instructions
Substantiated (Formalized Training)	A	Refusal to provide shield number	62	Brooklyn	Instructions
Substantiated (Formalized Training)	A	Entry of Premises	63	Brooklyn	Formalized Training
Substantiated (Formalized Training)	A	Entry of Premises	63	Brooklyn	Formalized Training
Substantiated (Formalized Training)	D	Word	63	Brooklyn	Formalized Training

Board Disposition	FADO Type	Allegation	Precinct	Borough	NYPD Discipline
Substantiated (Formalized Training)	A	Search (of person)	63	Brooklyn	Formalized Training
Substantiated (Formalized Training)	A	Failure to provide RTKA card	63	Brooklyn	Formalized Training
Substantiated (Formalized Training)	A	Failure to provide RTKA card	63	Brooklyn	Formalized Training
Substantiated (Command Lvl Instructions)	D	Word	67	Brooklyn	Instructions
Substantiated (Command Lvl Instructions)	A	Failure to provide RTKA card	71	Brooklyn	Instructions
Substantiated (Command Lvl Instructions)	A	Failure to provide RTKA card	71	Brooklyn	Instructions
Substantiated (Formalized Training)	A	Entry of Premises	72	Brooklyn	Formalized Training
Substantiated (Formalized Training)	A	Threat to damage/seize property	72	Brooklyn	Formalized Training
Substantiated (Formalized Training)	A	Search of Premises	72	Brooklyn	Formalized Training
Substantiated (Formalized Training)	A	Failure to provide RTKA card	72	Brooklyn	Formalized Training
Substantiated (Command Lvl Instructions)	A	Failure to provide RTKA card	72	Brooklyn	Formalized Training
Substantiated (Command Discipline A)	F	Physical force	73	Brooklyn	Command Discipline A
Substantiated (Command Discipline A)	F	Physical force	73	Brooklyn	Command Discipline A
Substantiated (Command Discipline A)	F	Physical force	73	Brooklyn	Command Discipline A
Substantiated (Command Discipline A)	A	Retaliatory arrest	73	Brooklyn	Command Discipline A
Substantiated (Command Discipline A)	A	Retaliatory arrest	73	Brooklyn	Command Discipline A
Substantiated (Command Discipline A)	A	Interference with recording	73	Brooklyn	Command Discipline A
Substantiated (Formalized Training)	A	Refusal to process civilian complaint	75	Brooklyn	Instructions
Substantiated (Formalized Training)	A	Refusal to process civilian complaint	75	Brooklyn	Instructions
Substantiated (Formalized Training)	A	Refusal to process civilian complaint	78	Brooklyn	Instructions
Substantiated (Formalized Training)	A	Refusal to process civilian complaint	78	Brooklyn	Instructions
Substantiated (Formalized Training)	A	Refusal to process civilian complaint	78	Brooklyn	Instructions
Substantiated (Command Discipline A)	A	Vehicle stop	79	Brooklyn	Command Discipline A
Substantiated (Command Discipline A)	A	Vehicle stop	79	Brooklyn	Command Discipline A
Substantiated (Command Discipline A)	A	Vehicle search	79	Brooklyn	Command Discipline A
Substantiated (Formalized Training)	D	Other	79	Brooklyn	Instructions
Substantiated (Command Discipline A)	A	Frisk	79	Brooklyn	Command Discipline A
Substantiated (Command Discipline A)	A	Stop	79	Brooklyn	Command Discipline A
Substantiated (Command Lvl Instructions)	A	Failure to provide RTKA card	79	Brooklyn	Instructions
Substantiated (Command Lvl Instructions)	A	Failure to provide RTKA card	79	Brooklyn	Instructions

Board Disposition	FADO Type	Allegation	Precinct	Borough	NYPD Discipline
Substantiated (Formalized Training)	A	Failure to provide RTKA card	79	Brooklyn	Instructions
Substantiated (Formalized Training)	A	Entry of Premises	81	Brooklyn	Formalized Training
Substantiated (Formalized Training)	A	Entry of Premises	81	Brooklyn	Formalized Training
Substantiated (Formalized Training)	A	Refusal to process civilian complaint	81	Brooklyn	Instructions
Substantiated (Command Lvl Instructions)	A	Failure to provide RTKA card	81	Brooklyn	No Discipline
Substantiated (Formalized Training)	A	Failure to provide RTKA card	81	Brooklyn	Formalized Training
Substantiated (Command Lvl Instructions)	A	Failure to provide RTKA card	81	Brooklyn	Instructions
Substantiated (Formalized Training)	A	Failure to provide RTKA card	81	Brooklyn	Formalized Training
Substantiated (Formalized Training)	A	Threat of arrest	83	Brooklyn	Formalized Training
Substantiated (Formalized Training)	A	Threat to notify ACS	83	Brooklyn	Instructions
Substantiated (Formalized Training)	A	Refusal to provide name	83	Brooklyn	Instructions
Substantiated (Command Discipline A)	F	Physical force	84	Brooklyn	Command Discipline A
Substantiated (Command Discipline A)	F	Physical force	84	Brooklyn	Command Discipline A
Substantiated (Command Lvl Instructions)	A	Threat of arrest	84	Brooklyn	Formalized Training
Substantiated (Formalized Training)	A	Refusal to process civilian complaint	88	Brooklyn	Instructions
Substantiated (Command Discipline A)	A	Search of recording device	94	Brooklyn	No Discipline
Substantiated (Command Discipline A)	A	Electronic device information deletion	94	Brooklyn	No Discipline
Substantiated (Command Discipline B)	F	Physical force	109	Queens	Command Discipline B
Substantiated (Command Discipline B)	F	Physical force	109	Queens	Command Discipline B
Substantiated (Command Discipline B)	A	Other	109	Queens	Command Discipline B
Substantiated (Command Discipline B)	A	Other	109	Queens	Command Discipline B
Substantiated (Command Discipline B)	A	Stop	109	Queens	Command Discipline B
Substantiated (Command Discipline B)	A	Stop	109	Queens	Command Discipline B
Substantiated (Command Lvl Instructions)	D	Word	111	Queens	No Discipline
Substantiated (Command Discipline A)	A	Refusal to provide name	111	Queens	Command Discipline A
Substantiated (Command Discipline A)	A	Refusal to provide shield number	111	Queens	Command Discipline A
Substantiated (Command Lvl Instructions)	A	Failure to provide RTKA card	114	Queens	Instructions
Substantiated (Command Lvl Instructions)	A	Failure to provide RTKA card	114	Queens	Instructions
Substantiated (Command Lvl Instructions)	A	Failure to provide RTKA card	114	Queens	Instructions
Substantiated (Command Lvl Instructions)	A	Failure to provide RTKA card	114	Queens	Instructions

Board Disposition	FADO Type	Allegation	Precinct	Borough	NYPD Discipline
Substantiated (Command Lvl Instructions)	A	Failure to provide RTKA card	114	Queens	Instructions
Substantiated (Command Lvl Instructions)	A	Failure to provide RTKA card	114	Queens	Instructions
Substantiated (Formalized Training)	A	Entry of Premises	120	Staten Island	Formalized Training
Substantiated (Formalized Training)	A	Entry of Premises	120	Staten Island	Formalized Training
Substantiated (Formalized Training)	A	Retaliatory arrest	120	Staten Island	Formalized Training
Substantiated (Formalized Training)	A	Retaliatory arrest	120	Staten Island	Formalized Training
Substantiated (Formalized Training)	D	Word	120	Staten Island	Instructions
Substantiated (Command Lvl Instructions)	D	Word	120	Staten Island	Instructions
Substantiated (Formalized Training)	A	Question	120	Staten Island	Instructions
Substantiated (Formalized Training)	A	Search of recording device	120	Staten Island	Formalized Training
Substantiated (Formalized Training)	A	Search of Premises	120	Staten Island	Formalized Training
Substantiated (Formalized Training)	A	Search of Premises	120	Staten Island	Formalized Training
Substantiated (Command Lvl Instructions)	A	Failure to provide RTKA card	120	Staten Island	Instructions
Substantiated (Command Lvl Instructions)	A	Failure to provide RTKA card	120	Staten Island	Instructions
Substantiated (Command Lvl Instructions)	A	Failure to provide RTKA card	120	Staten Island	Instructions
Substantiated (Formalized Training)	F	Physical force	121	Staten Island	Formalized Training
Substantiated (Formalized Training)	F	Physical force	121	Staten Island	Formalized Training
Substantiated (Formalized Training)	A	Forcible Removal to Hospital	121	Staten Island	Formalized Training

Figure 52: NYPD Discipline Imposed for Allegations - APU Adjudicated Cases (June 2020)

Board Disposition	FADO Type	Allegation	Precinct	Borough	NYPD Discipline
Substantiated (Charges)	F	Physical force	77	Brooklyn	Forfeit vacation 10 day(s)
Substantiated (Charges)	A	Vehicle stop	77	Brooklyn	No Discipline (Not guilty after trial)
Substantiated (Charges)	A	Vehicle stop	77	Brooklyn	Forfeit vacation 2 day(s)
Substantiated (Charges)	A	Refusal to provide name/shield number	77	Brooklyn	Forfeit vacation 10 day(s)
Substantiated (Charges)	A	Retaliatory summons	77	Brooklyn	Forfeit vacation 5 day(s)
Substantiated (Charges)	D	Word	77	Brooklyn	Forfeit vacation 10 day(s)
Substantiated (Charges)	D	Word	77	Brooklyn	Forfeit vacation 2 day(s)
Substantiated (Charges)	A	Frisk	77	Brooklyn	Forfeit vacation 2 day(s)

Appendix

Over the years, the CCRB has made many types of data publicly available. In reorganizing the Monthly Report, we do not intend to remove any valuable information from the public domain. However, the Agency believes that some information is essential to place in the main body of the Monthly Report, while more granular charts and figures are better suited to the Appendix. We welcome you to contact the CCRB at www.nyc.gov or 212-912-7235 if you are having difficulty finding information on CCRB data that was formerly available.

Figure 53: CCRB Open Docket - Age of CCRB Cases Based On Incident Date

	June 2020		May 2020			
	Count	% of Total	Count	% of Total	Change	% Change
Cases 0-4 Months	1556	58.7%	1570	56.5%	-14	-0.9%
Cases 5-7 Months	422	15.9%	503	18.1%	-81	-16.1%
Cases 8 Months	118	4.5%	115	4.1%	3	2.6%
Cases 9 Months	103	3.9%	124	4.5%	-21	-16.9%
Cases 10 Months	110	4.2%	119	4.3%	-9	-7.6%
Cases 11 Months	97	3.7%	95	3.4%	2	2.1%
Cases 12 Months	78	2.9%	71	2.6%	7	9.9%
Cases 13 Months	53	2.0%	56	2.0%	-3	-5.4%
Cases 14 Months	37	1.4%	44	1.6%	-7	-15.9%
Cases 15 Months	28	1.1%	23	0.8%	5	21.7%
Cases 16 Months	11	0.4%	22	0.8%	-11	-50.0%
Cases 17 Months	12	0.5%	7	0.3%	5	71.4%
Cases 18 Months	5	0.2%	5	0.2%	0	0.0%
Cases Over 18 Months	20	0.8%	24	0.9%	-4	-16.7%
NA	0	0.0%	0	0.0%	0	NA
Total	2650	100.0%	2778	100.0%	-128	-4.6%

Figure 54: CCRB Open Docket - Age of CCRB Cases Based On CCRB Received Date

	June 2020		May 2020			
	Count	% of Total	Count	% of Total	Change	% Change
Cases 0-4 Months	1703	64.3%	1723	62.0%	-20	-1.2%
Cases 5-7 Months	410	15.5%	487	17.5%	-77	-15.8%
Cases 8 Months	103	3.9%	99	3.6%	4	4.0%
Cases 9 Months	84	3.2%	128	4.6%	-44	-34.4%
Cases 10 Months	111	4.2%	96	3.5%	15	15.6%
Cases 11 Months	76	2.9%	81	2.9%	-5	-6.2%
Cases 12 Months	65	2.5%	62	2.2%	3	4.8%
Cases 13 Months	38	1.4%	32	1.2%	6	18.8%
Cases 14 Months	24	0.9%	30	1.1%	-6	-20.0%
Cases 15 Months	14	0.5%	20	0.7%	-6	-30.0%
Cases 16 Months	7	0.3%	3	0.1%	4	133.3%
Cases 17 Months	2	0.1%	5	0.2%	-3	-60.0%
Cases 18 Months	3	0.1%	3	0.1%	0	0.0%
Cases Over 18 Months	10	0.4%	9	0.3%	1	11.1%
NA	0	0.0%	0	0.0%	0	NA
Total	2650	100.0%	2778	100.0%	-128	-4.6%

Figure 55: CCRB Investigations Docket - Age of CCRB Cases Based On Incident Date

	June 2020		May 2020			
	Count	% of Total	Count	% of Total	Change	% Change
Cases 0-4 Months	1150	67.1%	895	64.9%	255	28.5%
Cases 5-7 Months	226	13.2%	188	13.6%	38	20.2%
Cases 8 Months	58	3.4%	50	3.6%	8	16.0%
Cases 9 Months	50	2.9%	57	4.1%	-7	-12.3%
Cases 10 Months	54	3.2%	46	3.3%	8	17.4%
Cases 11 Months	45	2.6%	37	2.7%	8	21.6%
Cases 12 Months	33	1.9%	31	2.2%	2	6.5%
Cases 13 Months	30	1.8%	22	1.6%	8	36.4%
Cases 14 Months	20	1.2%	14	1.0%	6	42.9%
Cases 15 Months	13	0.8%	8	0.6%	5	62.5%
Cases 16 Months	6	0.4%	9	0.7%	-3	-33.3%
Cases 17 Months	7	0.4%	5	0.4%	2	40.0%
Cases 18 Months	5	0.3%	2	0.1%	3	150.0%
Cases Over 18 Months	16	0.9%	14	1.0%	2	14.3%
NA	0	0.0%	0	0.0%	0	NA
Total	1713	100.0%	1378	100.0%	335	24.3%

Figure 56: CCRB DA Hold Docket - Age of CCRB Cases Based On Incident Date

	June 2020	
	Count	% of Total
Cases 0-4 Months	5	55.6%
Cases 5-7 Months	1	11.1%
Cases 8 Months	0	0.0%
Cases 9 Months	0	0.0%
Cases 10 Months	0	0.0%
Cases 11 Months	1	11.1%
Cases 12 Months	0	0.0%
Cases 13 Months	0	0.0%
Cases 14 Months	1	11.1%
Cases 15 Months	0	0.0%
Cases 16 Months	0	0.0%
Cases 17 Months	0	0.0%
Cases 18 Months	0	0.0%
Cases Over 18 Months	1	11.1%
NA	0	0.0%
Total	9	100.0%

Figure 57: Disposition of Force Allegations (YTD 2020)

Force Allegation	Substantiated		Exonerated		Unsubstantiated		Unfounded		Officer Unidentified		Miscellaneous	
	Count	%	Count	%	Count	%	Count	%	Count	%	Count	%
Gun Pointed	0	0%	11	35.5%	7	22.6%	8	25.8%	5	16.1%	0	0%
Gun fired	0	0.0%	0	0.0%	0	0.0%	0	0.0%	0	0.0%	0	0.0%
Nightstick as club (incl asp & baton)	0	0%	2	40%	2	40%	1	20%	0	0%	0	0%
Gun as club	0	0%	0	0%	1	50%	0	0%	1	50%	0	0%
Radio as club	1	100%	0	0%	0	0%	0	0%	0	0%	0	0%
Flashlight as club	0	0.0%	0	0.0%	0	0.0%	0	0.0%	0	0.0%	0	0.0%
Police shield	0	0%	1	100%	0	0%	0	0%	0	0%	0	0%
Vehicle	1	14.3%	0	0%	4	57.1%	1	14.3%	1	14.3%	0	0%
Other blunt instrument as a club	0	0%	0	0%	0	0%	1	50%	1	50%	0	0%
Hit against inanimate object	1	7.7%	2	15.4%	5	38.5%	3	23.1%	2	15.4%	0	0%
Chokehold	2	9.5%	0	0%	9	42.9%	6	28.6%	4	19%	0	0%
Pepper spray	1	8.3%	0	0%	11	91.7%	0	0%	0	0%	0	0%
Physical force	16	3.4%	243	52.1%	94	20.2%	80	17.2%	33	7.1%	0	0%
Handcuffs too tight	0	0%	0	0%	4	57.1%	2	28.6%	1	14.3%	0	0%
Nonlethal restraining device	0	0%	26	76.5%	5	14.7%	3	8.8%	0	0%	0	0%
Animal	0	0.0%	0	0.0%	0	0.0%	0	0.0%	0	0.0%	0	0.0%
Other	0	0%	0	0%	1	50%	1	50%	0	0%	0	0%
Restricted Breathing	2	6.5%	0	0%	19	61.3%	5	16.1%	5	16.1%	0	0%
Total	24	3.8%	285	44.9%	162	25.5%	111	17.5%	53	8.3%	0	0%

Figure 58: Disposition of Abuse of Authority Allegations (YTD 2020)

Abuse of Authority Allegation	Substantiated		Exonerated		Unsubstantiated		Unfounded		Officer Unidentified		Miscellaneous	
	Count	%	Count	%	Count	%	Count	%	Count	%	Count	%
Gun Drawn	0	0%	6	75%	2	25%	0	0%	0	0%	0	0%
Entry of Premises	30	13.6%	152	69.1%	24	10.9%	3	1.4%	10	4.5%	1	0.5%
Strip-searched	13	41.9%	2	6.5%	12	38.7%	4	12.9%	0	0%	0	0%
Vehicle stop	1	1.2%	48	56.5%	30	35.3%	0	0%	6	7.1%	0	0%
Vehicle search	11	8.1%	60	44.4%	49	36.3%	8	5.9%	7	5.2%	0	0%
Threat of summons	1	5.3%	12	63.2%	6	31.6%	0	0%	0	0%	0	0%
Threat of arrest	12	6.9%	95	54.9%	40	23.1%	10	5.8%	16	9.2%	0	0%
Threat to notify ACS	0	0%	2	33.3%	2	33.3%	1	16.7%	1	16.7%	0	0%
Threat of force (verbal or physical)	15	14.6%	27	26.2%	35	34%	11	10.7%	15	14.6%	0	0%
Threat to damage/seize property	0	0%	11	40.7%	8	29.6%	3	11.1%	5	18.5%	0	0%
Property damaged	5	10.6%	10	21.3%	11	23.4%	6	12.8%	14	29.8%	1	2.1%
Refusal to process civilian complaint	10	28.6%	0	0%	15	42.9%	0	0%	10	28.6%	0	0%
Retaliatory arrest	7	100%	0	0%	0	0%	0	0%	0	0%	0	0%
Retaliatory summons	1	16.7%	1	16.7%	4	66.7%	0	0%	0	0%	0	0%
Refusal to obtain medical treatment	2	5.7%	0	0%	15	42.9%	12	34.3%	6	17.1%	0	0%
Improper dissemination of medical info	0	0%	0	0%	4	80%	0	0%	1	20%	0	0%
Other	11	37.9%	12	41.4%	5	17.2%	1	3.4%	0	0%	0	0%
Seizure of property	3	7.5%	26	65%	8	20%	0	0%	3	7.5%	0	0%
Refusal to show search warrant	1	4.2%	1	4.2%	18	75%	2	8.3%	2	8.3%	0	0%
Frisk	15	11.7%	39	30.5%	53	41.4%	2	1.6%	19	14.8%	0	0%
Search (of person)	7	7.3%	19	19.8%	50	52.1%	2	2.1%	18	18.8%	0	0%
Stop	19	15.7%	58	47.9%	23	19%	0	0%	21	17.4%	0	0%
Question	7	11.5%	18	29.5%	19	31.1%	2	3.3%	15	24.6%	0	0%
Refusal to show arrest warrant	0	0%	1	14.3%	4	57.1%	1	14.3%	1	14.3%	0	0%
Interference with recording	8	20%	11	27.5%	7	17.5%	10	25%	4	10%	0	0%
Search of recording device	2	20%	0	0%	6	60%	2	20%	0	0%	0	0%
Electronic device information deletion	1	25%	0	0%	2	50%	1	25%	0	0%	0	0%
Forcible Removal to Hospital	10	7.5%	109	81.3%	10	7.5%	3	2.2%	1	0.7%	1	0.7%
Threat re: removal to hospital	3	30%	2	20%	5	50%	0	0%	0	0%	0	0%

Threat re: immigration status	0	0.0%	0	0.0%	0	0.0%	0	0.0%	0	0.0%	0	0.0%
Disseminated immigration status	0	0.0%	0	0.0%	0	0.0%	0	0.0%	0	0.0%	0	0.0%
Questioned immigration status	0	0%	2	50%	0	0%	2	50%	0	0%	0	0%
Search of Premises	14	12.6%	61	55%	27	24.3%	2	1.8%	7	6.3%	0	0%
Sex Miscon (Sexual Harassment, Verbal)	0	0%	0	0%	5	55.6%	1	11.1%	3	33.3%	0	0%
Sex Miscon (Sexual Harassment, Gesture)	0	0.0%	0	0.0%	0	0.0%	0	0.0%	0	0.0%	0	0.0%
Sexual Misconduct (Sexual Humiliation)	4	40%	0	0%	4	40%	2	20%	0	0%	0	0%
Sex Miscon (Sexual/Romantic Proposition)	0	0%	0	0%	2	66.7%	0	0%	1	33.3%	0	0%
Sex Miscon (Sexually Motivated Arrest)	0	0.0%	0	0.0%	0	0.0%	0	0.0%	0	0.0%	0	0.0%
Sex Miscon (Sexually Motivated Stop)	0	0.0%	0	0.0%	0	0.0%	0	0.0%	0	0.0%	0	0.0%
Sex Miscon (Sexually Motivated Frisk)	0	0.0%	0	0.0%	0	0.0%	0	0.0%	0	0.0%	0	0.0%
Sex Miscon (Sexually Motivated Search)	0	0.0%	0	0.0%	0	0.0%	0	0.0%	0	0.0%	0	0.0%
Sex Miscon (Sexually Motiv Strip-Search)	0	0.0%	0	0.0%	0	0.0%	0	0.0%	0	0.0%	0	0.0%
Sex Miscon (Sexually Motiv Vehicle Stop)	0	0.0%	0	0.0%	0	0.0%	0	0.0%	0	0.0%	0	0.0%
Sex Miscon (Sexually Motiv Photo/Video)	0	0.0%	0	0.0%	0	0.0%	0	0.0%	0	0.0%	0	0.0%
Sex Miscon (Sexually Motivated Summons)	0	0.0%	0	0.0%	0	0.0%	0	0.0%	0	0.0%	0	0.0%
Photography/Videography	3	18.8%	5	31.2%	4	25%	2	12.5%	2	12.5%	0	0%
Body Cavity Searches	0	0%	1	16.7%	3	50%	2	33.3%	0	0%	0	0%
Refusal to provide name	11	10.2%	0	0%	60	55.6%	29	26.9%	8	7.4%	0	0%
Refusal to provide shield number	14	12.1%	1	0.9%	59	50.9%	29	25%	12	10.3%	1	0.9%
Failure to provide RTKA card	77	48.7%	4	2.5%	39	24.7%	9	5.7%	29	18.4%	0	0%
Failed to Obtain Language Interpretation	2	66.7%	0	0%	1	33.3%	0	0%	0	0%	0	0%
Sex Miscon (Sexually Motivated Question)	0	0.0%	0	0.0%	0	0.0%	0	0.0%	0	0.0%	0	0.0%
Total	320	14.6%	796	36.3%	671	30.6%	162	7.4%	237	10.8%	4	0.2%

Figure 59: Disposition of Discourtesy Allegations (YTD 2020)

Discourtesy Allegation	Substantiated		Exonerated		Unsubstantiated		Unfounded		Officer Unidentified		Miscellaneous	
	Count	%	Count	%	Count	%	Count	%	Count	%	Count	%
Word	52	17.3%	50	16.7%	121	40.3%	41	13.7%	36	12%	0	0%
Gesture	0	0%	0	0%	2	66.7%	0	0%	1	33.3%	0	0%
Demeanor/tone	0	0%	0	0%	2	100%	0	0%	0	0%	0	0%
Action	6	18.2%	1	3%	14	42.4%	8	24.2%	4	12.1%	0	0%
Other	1	50%	1	50%	0	0%	0	0%	0	0%	0	0%
Total	59	17.4%	52	15.3%	139	40.9%	49	14.4%	41	12.1%	0	0%

Figure 60: Disposition of Offensive Language Allegations (YTD 2020)

Offensive Language Allegation	Substantiated		Exonerated		Unsubstantiated		Unfounded		Officer Unidentified		Miscellaneous	
	Count	%	Count	%	Count	%	Count	%	Count	%	Count	%
Race	0	0%	0	0%	8	61.5%	2	15.4%	3	23.1%	0	0%
Ethnicity	2	25%	0	0%	1	12.5%	2	25%	3	37.5%	0	0%
Religion	0	0%	0	0%	2	100%	0	0%	0	0%	0	0%
Sexual orientation	0	0%	0	0%	5	71.4%	1	14.3%	1	14.3%	0	0%
Physical disability	2	33.3%	0	0%	1	16.7%	0	0%	3	50%	0	0%
Other	1	10%	0	0%	4	40%	2	20%	3	30%	0	0%
Gender Identity	0	0%	0	0%	2	66.7%	0	0%	1	33.3%	0	0%
Gender	2	9.1%	0	0%	14	63.6%	4	18.2%	2	9.1%	0	0%
Total	7	9.9%	0	0%	37	52.1%	11	15.5%	16	22.5%	0	0%

Figure 61: Administrative Prosecutions Unit Open Docket (June 2020)

Case Stage	Cases	Percent
Trial commenced	0	0%
Awaiting filing of charges	7	7%
Charges filed, awaiting service	25	24%
Charges served, CORD/SoEH/DCS pending	54	51%
Charges served, Conference Date Requested	2	2%
Calendared for court appearance	7	7%
Case Off Calendar - Subsequent Appearance Pending	5	5%
Trial scheduled	4	4%
Plea agreed - paperwork pending	2	2%
Total	106	100%

CORD is the CO's Report on MOS facing discipline.
SoEH is the Summary of Employment History.
DCS is the Disciplinary Cover Sheet.

Figure 62: Administrative Prosecutions Unit Cases Awaiting Final Disposition (June 2020)

Case Stage	Cases	Percent
Disposition modified, awaiting final disp.	3	27%
Plea filed - awaiting approval by PC	6	55%
Verdict rendered - awaiting approval by PC	2	18%
Verdict rendered - Fogel response due	0	0%
Trial completed, awaiting verdict	0	0%
Total	11	100%

A Fogel response is a letter to the Trial Commissioner with comments from the CCRB on the Trial Commissioner's report and recommendation.

Figure 63: Officers With CCRB Complaints Closed in 2020 by Command

Patrol Services Bureau	Substantiated MOS Jun 2020	Substantiated MOS YTD 2020	Total MOS Jun 2020	Total MOS YTD 2020
Patrol Borough Manhattan South Total	4	11	62	165
Patrol Borough Manhattan North Total	8	15	80	196
Patrol Borough Bronx Total	11	52	113	327
Patrol Borough Brooklyn South Total	10	42	105	320
Patrol Borough Brooklyn North Total	15	45	78	267
Patrol Borough Queens South Total	2	8	62	181
Patrol Borough Queens North Total	2	11	35	123
Patrol Borough Staten Island Total	4	15	39	92
Special Operations Division Total	3	7	16	29
Other Patrol Services Bureau Commands Total	0	0	0	2
Total	59	206	590	1702
Other Bureaus				
Traffic Control Division Total	0	1	7	20
Transit Bureau Total	5	14	31	106
Housing Bureau Total	5	18	44	168
Organized Crime Control Bureau Total	1	11	17	77
Detective Bureau Total	2	11	26	71
Other Bureaus Total	0	5	17	60
Total	13	60	142	502
Other Commands				
Deputy Commissioners and Miscellaneous Commands Total	2	3	4	28
Undetermined	1	3	3	21
Total	75	272	739	2253

Table shows MOS command as recorded at the time of complaint.

Figure 64A: Officers With CCRB Complaints Closed in 2020 by Command - Patrol Borough Manhattan South

Manhattan South	Substantiated MOS Jun 2020	Substantiated MOS YTD 2020	Total MOS Jun 2020	Total MOS YTD 2020
001 Precinct	0	2	3	13
005 Precinct	0	1	4	8
006 Precinct	0	0	5	13
007 Precinct	0	0	8	15
009 Precinct	1	2	13	25
010 Precinct	0	0	3	11
013 Precinct	0	1	4	17
Midtown South Precinct	3	5	13	36
017 Precinct	0	0	0	8
Midtown North Precinct	0	0	6	12
Precincts Total	4	11	59	158
Patrol Borough Manhattan South Task Force	0	0	0	2
Patrol Borough Manhattan South HQ	0	0	3	4
Patrol Borough Manhattan South Anti-Crime Unit	0	0	0	1
Patrol Borough Manhattan South Total	4	11	62	165

Table shows MOS command as recorded at the time of complaint.

Figure 64B: Officers With CCRB Complaints Closed in 2020 by Command - Patrol Borough Manhattan North

Manhattan North	Substantiated MOS Jun 2020	Substantiated MOS YTD 2020	Total MOS Jun 2020	Total MOS YTD 2020
019 Precinct	0	0	7	18
020 Precinct	0	1	9	10
023 Precinct	1	1	16	27
024 Precinct	0	0	11	18
025 Precinct	2	3	6	23
026 Precinct	0	2	0	10
Central Park Precinct	0	0	0	2
028 Precinct	0	0	5	21
030 Precinct	0	0	10	18
032 Precinct	0	0	9	17
033 Precinct	0	0	0	6
034 Precinct	4	7	5	24
Precincts Total	7	14	78	194
Patrol Borough Manhattan North Task Force	0	0	0	0
Patrol Borough Manhattan North HQ	0	0	0	0
Patrol Borough Manhattan North Anti-Crime Unit	1	1	2	2
Manhattan North Impact Response Team	0	0	0	0
Patrol Borough Manhattan North Total	8	15	80	196

Table shows MOS command as recorded at the time of complaint.

Figure 64C: Officers With CCRB Complaints Closed in 2020 by Command - Patrol Borough Bronx

Bronx	Substantiated MOS Jun 2020	Substantiated MOS YTD 2020	Total MOS Jun 2020	Total MOS YTD 2020
040 Precinct	1	4	5	20
041 Precinct	0	0	7	14
042 Precinct	0	1	8	16
043 Precinct	2	3	11	29
044 Precinct	0	13	15	67
045 Precinct	0	0	4	17
046 Precinct	0	2	8	18
047 Precinct	2	10	23	49
048 Precinct	2	10	11	30
049 Precinct	0	1	4	9
050 Precinct	0	2	0	8
052 Precinct	2	2	13	40
Precincts Total	9	48	109	317
Patrol Borough Bronx Task Force	0	2	1	4
Patrol Borough Bronx HQ	0	0	0	2
Patrol Borough Bronx Anti-Crime Unit	2	2	3	4
Bronx Impact Response Team	0	0	0	0
Patrol Borough Bronx Total	11	52	113	327

Table shows MOS command as recorded at the time of complaint.

Figure 64D: Officers With CCRB Complaints Closed in 2020 by Command - Patrol Borough Brooklyn South

Brooklyn South	Substantiated MOS Jun 2020	Substantiated MOS YTD 2020	Total MOS Jun 2020	Total MOS YTD 2020
060 Precinct	2	3	12	23
061 Precinct	0	5	3	17
062 Precinct	0	6	4	17
063 Precinct	1	1	12	24
066 Precinct	0	0	2	13
067 Precinct	4	8	29	71
068 Precinct	2	2	5	20
069 Precinct	1	5	2	13
070 Precinct	0	7	11	48
071 Precinct	0	0	10	26
072 Precinct	0	0	6	15
076 Precinct	0	2	6	12
078 Precinct	0	3	0	15
Precincts Total	10	42	102	314
Patrol Borough Brooklyn South Task Force	0	0	0	1
Patrol Borough Brooklyn South HQ	0	0	0	0
Patrol Borough Brooklyn South Anti-Crime Unit	0	0	3	5
Brooklyn South Impact Response Team	0	0	0	0
Patrol Borough Brooklyn South Total	10	42	105	320

Table shows MOS command as recorded at the time of complaint.

Figure 64E: Officers With CCRB Complaints Closed in 2020 by Command - Patrol Borough Brooklyn North

Brooklyn North	Substantiated MOS Jun 2020	Substantiated MOS YTD 2020	Total MOS Jun 2020	Total MOS YTD 2020
073 Precinct	4	8	15	51
075 Precinct	2	12	15	52
077 Precinct	2	7	12	35
079 Precinct	1	2	8	26
081 Precinct	0	1	1	3
083 Precinct	0	1	7	19
084 Precinct	0	0	5	20
088 Precinct	0	2	1	6
090 Precinct	6	11	13	43
094 Precinct	0	1	1	12
Precincts Total	15	45	78	267
Patrol Borough Brooklyn North Task Force	0	0	0	0
Patrol Borough Brooklyn North HQ	0	0	0	0
Patrol Borough Brooklyn North Anti-Crime Unit	0	0	0	0
Brooklyn North Impact Response Team	0	0	0	0
Patrol Borough Brooklyn North Total	15	45	78	267

Table shows MOS command as recorded at the time of complaint.

Figure 64F: Officers With CCRB Complaints Closed in 2020 by Command - Patrol Borough Queens South

Queens South	Substantiated MOS Jun 2020	Substantiated MOS YTD 2020	Total MOS Jun 2020	Total MOS YTD 2020
100 Precinct	0	0	0	7
101 Precinct	0	0	4	15
102 Precinct	0	0	4	11
103 Precinct	1	3	21	62
105 Precinct	1	2	6	15
106 Precinct	0	2	5	19
107 Precinct	0	0	2	8
113 Precinct	0	1	19	38
Precincts Total	2	8	61	175
Patrol Borough Queens South Task Force	0	0	1	4
Patrol Borough Queens South HQ	0	0	0	0
Patrol Borough Queens South Anti-Crime Unit	0	0	0	2
Queens South Impact Response Team	0	0	0	0
Patrol Borough Queens South Total	2	8	62	181

Table shows MOS command as recorded at the time of complaint.

Figure 64G: Officers With CCRB Complaints Closed in 2020 by Command - Patrol Borough Queens North

Queens North	Substantiated MOS Jun 2020	Substantiated MOS YTD 2020	Total MOS Jun 2020	Total MOS YTD 2020
104 Precinct	0	1	9	25
108 Precinct	0	1	0	5
109 Precinct	0	0	12	17
110 Precinct	0	0	3	13
111 Precinct	0	0	0	0
112 Precinct	2	2	2	11
114 Precinct	0	0	6	21
115 Precinct	0	7	3	27
Precincts Total	2	11	35	119
Patrol Borough Queens North Task Force	0	0	0	0
Patrol Borough Queens North HQ	0	0	0	2
Patrol Borough Queens North Anti-Crime Unit	0	0	0	2
Patrol Borough Queens North Total	2	11	35	123

Table shows MOS command as recorded at the time of complaint.

Figure 64H: Officers With CCRB Complaints Closed in 2020 by Command - Patrol Borough Staten Island

Staten Island	Substantiated MOS Jun 2020	Substantiated MOS YTD 2020	Total MOS Jun 2020	Total MOS YTD 2020
120 Precinct	3	6	11	29
122 Precinct	0	0	3	13
123 Precinct	1	2	7	13
121 Precinct	0	5	16	28
Precincts Total	4	13	37	83
Patrol Borough Staten Island Task Force	0	2	2	4
Patrol Borough Staten Island HQ	0	0	0	3
Patrol Borough Staten Island Anti-Crime Unit	0	0	0	0
Staten Island Housing Unit	0	0	0	0
Staten Island Court Section	0	0	0	2
Staten Island Impact Response Team	0	0	0	0
Patrol Borough Staten Island Total	4	15	39	92

Table shows MOS command as recorded at the time of complaint.

Figure 64I: Officers With CCRB Complaints Closed in 2020 by Command - Special Operations Division

Special Operations	Substantiated MOS Jun 2020	Substantiated MOS YTD 2020	Total MOS Jun 2020	Total MOS YTD 2020
Emergency Services Unit and Squads 1-10	0	0	13	18
Harbor Unit	0	0	0	0
Aviation Unit	0	0	0	0
Canine Team	0	0	0	0
Mounted Unit	0	0	0	0
2 SOD Strategic Response Group	3	7	3	11
Special Operations Division Headquarters	0	0	0	0
Special Operations Division Total	3	7	16	29

Table shows MOS command as recorded at the time of complaint.

Figure 64J: Officers With CCRB Complaints Closed in 2020 by Command - Other Patrol Services Bureau Commands

Other Patrol Services Bureau Commands	Substantiated MOS Jun 2020	Substantiated MOS YTD 2020	Total MOS Jun 2020	Total MOS YTD 2020
Chiefs Office	0	0	0	2
Special Operations Division Taxi Unit	0	0	0	0
Other Patrol Services Bureau Commands Total	0	0	0	2

Table shows MOS command as recorded at the time of complaint.

Figure 64K: Officers With CCRB Complaints Closed in 2020 by Command - Traffic Control Division

Traffic Control Division	Substantiated MOS Jun 2020	Substantiated MOS YTD 2020	Total MOS Jun 2020	Total MOS YTD 2020
Traffic Control Division - Headquarters Command	0	0	0	0
Manhattan Traffic Task Force	0	1	4	11
Brooklyn Traffic Task Force	0	0	0	0
Bronx Traffic Task Force	0	0	0	0
Queens Traffic Task Force	0	0	0	0
Surface Transportation Enforcement Division (STED)	0	0	1	2
Bus Unit	0	0	0	1
Traffic Control Parking Enforcement District	0	0	0	0
Traffic Control Tow Units	0	0	0	0
Traffic Control Summons Enforcement	0	0	0	0
Traffic Command Intersection Control	0	0	0	0
Traffic Control Intelligence Unit	0	0	0	0
Highway District	0	0	0	0
Highway Unit #1	0	0	2	2
Highway Unit #2	0	0	0	1
Highway Unit #3	0	0	0	1
Highway Unit #4	0	0	0	0
Highway Unit #5	0	0	0	1
Highway Safety Enforcement Unit	0	0	0	0
Movie and TV Unit	0	0	0	1
Traffic Control Division Total	0	1	7	20

Table shows MOS command as recorded at the time of complaint.

Figure 64L: Officers With CCRB Complaints Closed in 2020 by Command - Transit Bureau

Transit Bureau	Substantiated MOS Jun 2020	Substantiated MOS YTD 2020	Total MOS Jun 2020	Total MOS YTD 2020
Transit Bureau Headquarters	0	0	0	0
Transit Bureau Authority Liaison	0	0	0	0
Transit Bureau Inspections	0	0	0	0
Transit Bureau Spec. Invest. Unit	0	0	0	0
Transit Bureau Crime Analysis	0	0	0	0
Transit Bureau Patrol Operations	0	0	0	0
Transit Bureau Manhattan	0	0	0	0
Transit Bureau Bronx	0	0	0	0
Transit Bureau Queens	0	0	0	0
Transit Bureau Brooklyn	0	0	0	0
TB DT01	0	2	1	8
TB DT02	0	0	1	2
TB DT03	0	0	0	4
TB DT04	0	0	2	9
TB DT11	0	2	3	7
TB DT12	1	1	4	9
TB DT20	0	1	4	9
TB DT23	0	0	0	2
TB DT30	0	0	3	6
TB DT32	0	2	1	14
TB DT33	0	0	3	7
TB DT34	2	2	6	7
Transit Bureau Manhattan Task Force	0	2	0	12
Transit Bureau Bronx Task Force	0	0	0	0
Transit Bureau Queens Task Force	0	0	0	0
Transit Bureau Brooklyn Task Force	0	0	0	0
Transit Bureau Homeless Outreach Unit	0	0	0	1
Transit Division Canine Unit	0	0	0	0
Transit Bureau Vandal Unit	0	0	0	0
Transit Bureau Special Operations Unit	0	0	0	0
TB Anti-Terrorism	2	2	3	9
Transportation Bureau and Transit Other Commands	0	0	0	0
Transit Bureau Total	5	14	31	106

Table shows MOS command as recorded at the time of complaint.

Figure 64M: Officers With CCRB Complaints Closed in 2020 by Command - Housing Bureau

Housing Bureau	Substantiated MOS Jun 2020	Substantiated MOS YTD 2020	Total MOS Jun 2020	Total MOS YTD 2020
Housing Bureau (Office of the Chief Command Center)	0	0	0	0
Housing Bureau Special Operations Section	0	0	0	0
PSA 1	0	3	2	12
PSA 2	2	5	11	22
PSA 3	0	1	3	14
PSA 4	0	1	2	13
PSA 5	0	0	4	15
PSA 6	0	1	1	14
PSA 7	2	5	15	50
PSA 8	1	1	5	13
PSA 9	0	0	0	7
Housing Bureau Brooklyn/Staten Island	0	0	0	2
Housing Bureau Manhattan	0	0	0	0
Housing Bureau Bronx/Queens	0	0	0	0
Housing Bureau Investigations	0	0	0	0
Housing Bureau Elevator Vandalism Unit	0	0	0	0
Housing Bureau Operations and Misc. Commands	0	0	0	0
Housing Bureau Total	5	18	44	168
Housing Borough Brooklyn Impact Response Team	0	1	0	4
Housing Borough Manhattan Impact Response Team	0	0	1	1
Housing Borough Bronx/Queens Impact Response Team	0	0	0	1
Housing Bureau Total	5	18	44	168

Table shows MOS command as recorded at the time of complaint.

Figure 64N: Officers With CCRB Complaints Closed in 2020 by Command - Organized Crime Control Bureau

Organized Crime Control Bureau	Substantiated MOS Jun 2020	Substantiated MOS YTD 2020	Total MOS Jun 2020	Total MOS YTD 2020
Queens Narcotics	0	10	8	30
Manhattan North Narcotics	0	0	0	6
Manhattan South Narcotics	0	0	0	2
Bronx Narcotics	0	0	0	7
Staten Island Narcotics	0	0	1	9
Brooklyn North Narcotics	0	0	4	13
Brooklyn South Narcotics	1	1	4	8
Narcotics Headquarters	0	0	0	0
Auto Crime Division	0	0	0	0
Vice Enforcement Division	0	0	0	0
Drug Enforcement Task Force	0	0	0	0
Organized Crime Headquarters	0	0	0	2
Organized Crime Control Bureau Total	1	11	17	77

Table shows MOS command as recorded at the time of complaint.

Figure 640: Officers With CCRB Complaints Closed in 2020 by Command - Detective Bureau

Detective Bureau	Substantiated MOS Jun 2020	Substantiated MOS YTD 2020	Total MOS Jun 2020	Total MOS YTD 2020
Detective Bureau Headquarters	0	0	0	0
Central Investigation and Resource Division	0	0	0	0
Special Investigations Division	0	0	0	2
Special Victims Division	0	1	0	3
Forensic Investigations Division	0	0	0	0
Fugitive Enforcement Division	0	0	0	0
Gang Division	0	3	1	10
Detective Borough Bronx	1	1	5	11
Detective Borough Manhattan	0	0	9	15
Detective Borough Brooklyn	0	2	5	16
Detective Borough Queens	1	4	2	9
Detective Borough Staten Island	0	0	4	5
DB Queens North Operations	0	0	0	0
DB Queens South Operations	0	0	0	0
Detective Bureau Total	2	11	26	71

Table shows MOS command as recorded at the time of complaint.

Figure 64P: Officers With CCRB Complaints Closed in 2020 by Command - Other Bureaus

Other Bureaus	Substantiated MOS Jun 2020	Substantiated MOS YTD 2020	Total MOS Jun 2020	Total MOS YTD 2020
Internal Affairs Bureau				
Internal Affairs Bureau	0	0	0	2
Criminal Justice Bureau				
Court Division	0	5	17	55
Court Bureau	0	0	0	0
Court LMSI	0	0	0	0
Court Unit	0	0	0	0
Criminal Justice Headquarters	0	0	0	0
Support Services Bureau				
Property Clerk Division	0	0	0	0
Fleet Services	0	0	0	0
Central Records Division	0	0	0	0
Personnel Bureau				
Applicant Processing Division	0	0	0	1
Health Services	0	0	0	1
Personnel Bureau Headquarters	0	0	0	1
Other Bureaus Total	0	5	17	60

Table shows MOS command as recorded at the time of complaint.

Figure 64Q: Officers With CCRB Complaints Closed in 2020 by Command - Deputy Commissioners and Miscellaneous Commands

Deputy Commissioners and Miscellaneous Commands	Substantiated MOS Jun 2020	Substantiated MOS YTD 2020	Total MOS Jun 2020	Total MOS YTD 2020
Deputy Commissioner Legal Matters - License Division	0	0	0	0
Deputy Commissioner Legal Matters - Legal Bureau	0	0	0	0
DC Training	0	0	0	0
Deputy Commissioner Training - Police Academy	0	0	0	0
Deputy Commissioner Training - Police Academy Training	0	0	0	5
Deputy Commissioner Training - In-service Training Section	0	0	0	1
Deputy Commissioner Management and Budget	0	0	0	0
Police Commissioner Office	0	0	0	0
Community Affairs Division	0	0	0	0
Chief of Community Affairs	0	0	0	1
Community Affairs Juvenile Section	0	0	0	0
School Safety Bronx/Manhattan	0	0	0	0
School Safety Queens/Brooklyn	0	0	0	0
Office of Equal Employment	0	0	0	0
Deputy Commissioner Operations	0	0	0	0
DC Operations Financial Mgmt.	0	0	0	0
Intelligence Division	2	3	3	19
Chief of Department	0	0	0	0
Department Advocate	0	0	0	0
Deputy Commissioner Public Information	0	0	0	0
Crime Prevention	0	0	0	0
First Deputy Commissioner	0	0	0	0
Office of Management, Analysis and Planning	0	0	0	0
Quality Assurance Division	0	0	0	0
Deputy Commissioner Counterterrorism	0	0	1	2
Chief of Department Evaluation Section	0	0	0	0
Deputy Commissioners and Miscellaneous Commands Total	2	3	4	28

Table shows MOS command as recorded at the time of complaint.