

**DAILY REPORT**

10/20/2022

(Data from Wednesday, October 19, 2022)

SINGLE ADULTS	
Drop-in Center Clients Served	562
Drop-in Center Overnight Census	198
Faith Bed Census	29
Outreach Contacts	343
Outreach Placements	28
Safe Haven Utilization	1508
Veterans In Short-term Housing	195
Criminal Justice Short-term Housing (Note: This count is also included in the <b>TOTAL SHELTER CENSUS</b> )	192

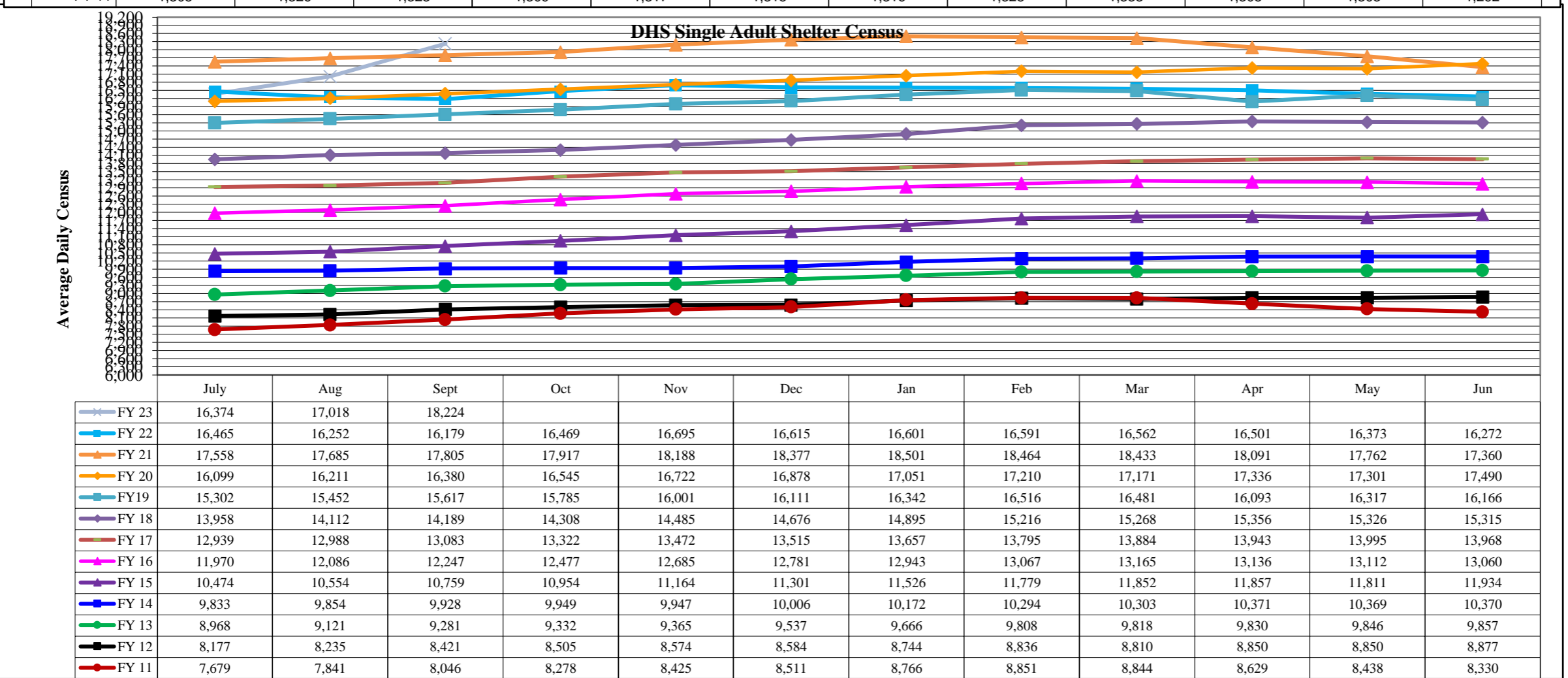
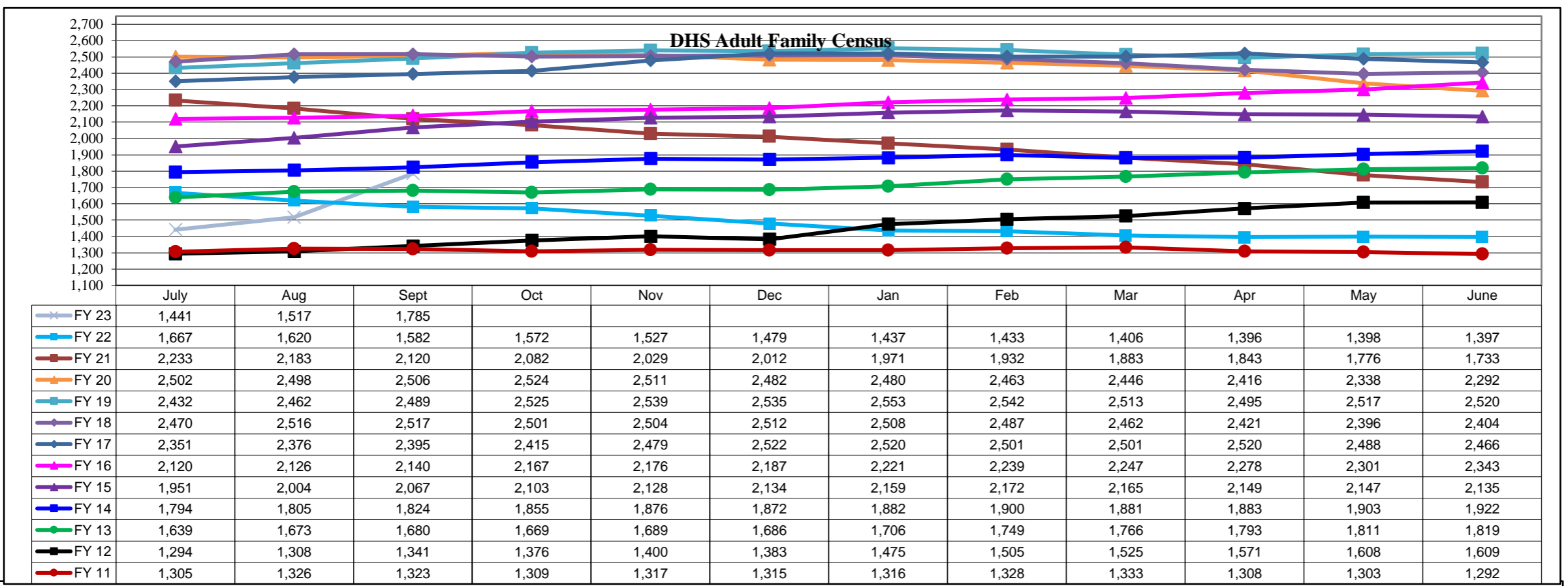
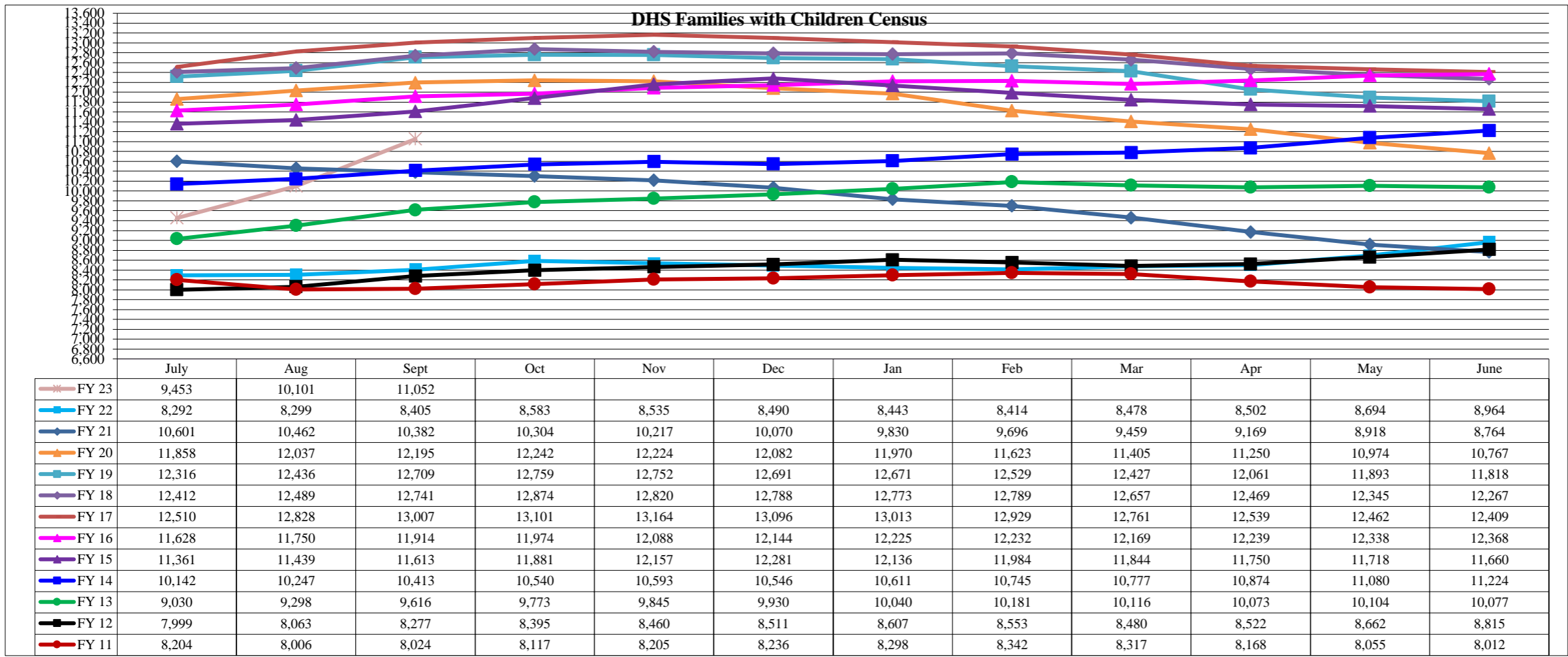
FAMILY INTAKE	
Families Requesting Temporary Housing at PATH	100
Adult Families Requesting Temporary Housing at AFIC	35
Families Placed in Overnight Accommodations	0
Families w/children at PATH Overnight (pre 10PM)	0

TOTAL SHELTER CENSUS	
Adults	42,993
Children	20,585
<b>Total Individuals</b>	<b>63,578</b>

SINGLE ADULTS	
Men	15,773
Women	4,434
<b>Total Single Adults</b>	<b>20,207</b>

FAMILIES WITH CHILDREN	
<b>Families</b>	12,130
Adults	17,904
Children	20,585
<b>Individuals</b>	<b>38,489</b>

ADULT FAMILIES CENSUS	
<b>Families</b>	2,303
<b>Individuals (Adults)</b>	<b>4,882</b>



\*Due to data conversion the average monthly census for December 2011 and January 2012 for Families with Children and Adult Families is based upon data for a partial month.