

DAILY REPORT

4/1/2021

(Data from Wednesday, March 31, 2021)

SINGLE ADULTS	
Drop-in Center Clients Served	432
Drop-in Center Overnight Census	122
Faith Bed Census	6
Outreach Contacts	360
Outreach Placements	19
Safe Haven Utilization	1146
Veterans In Short-term Housing	206
Criminal Justice Short-term Housing	95

FAMILY INTAKE	
Families Requesting Temporary Housing at PATH	97
Adult Families Requesting Temporary Housing at AFIC	23
Families Placed in Overnight Accommodations	0
Families w/children at PATH Overnight (pre 10PM)	0

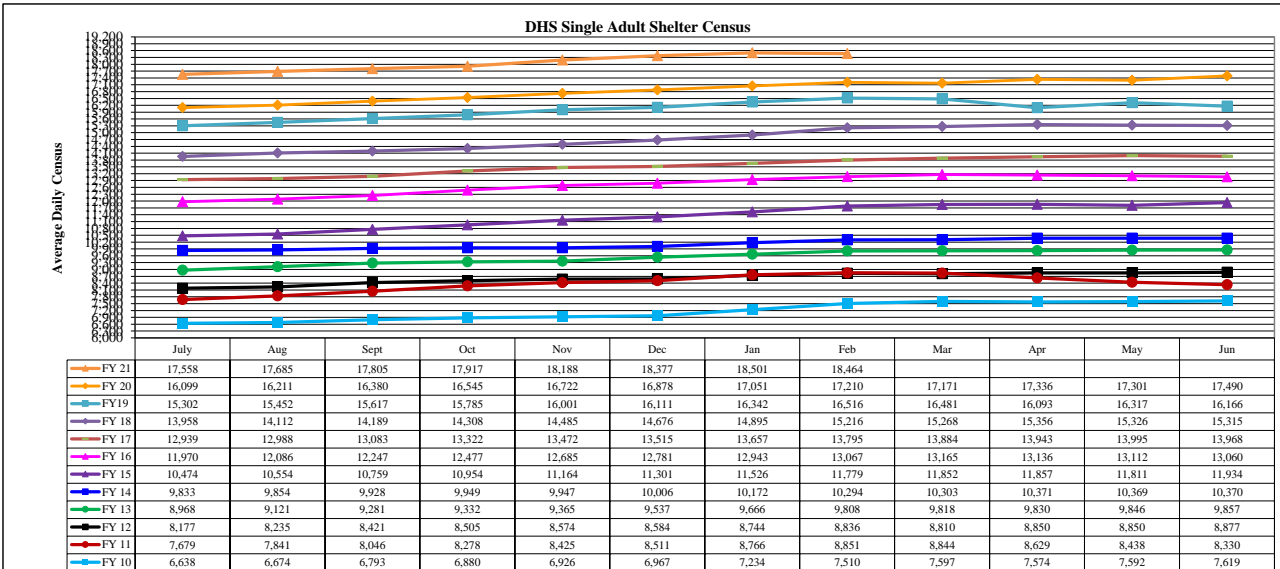
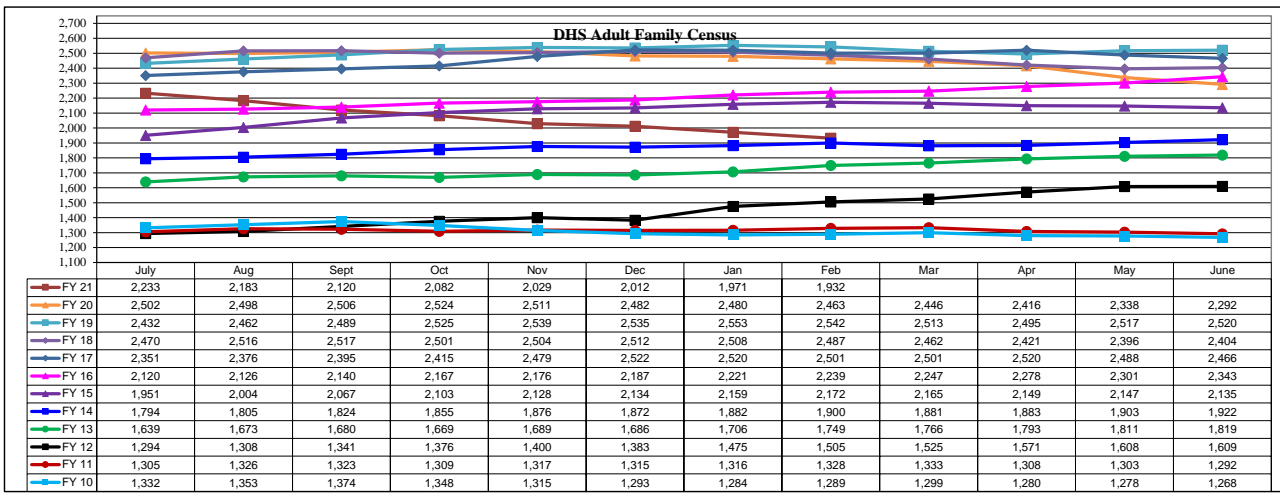
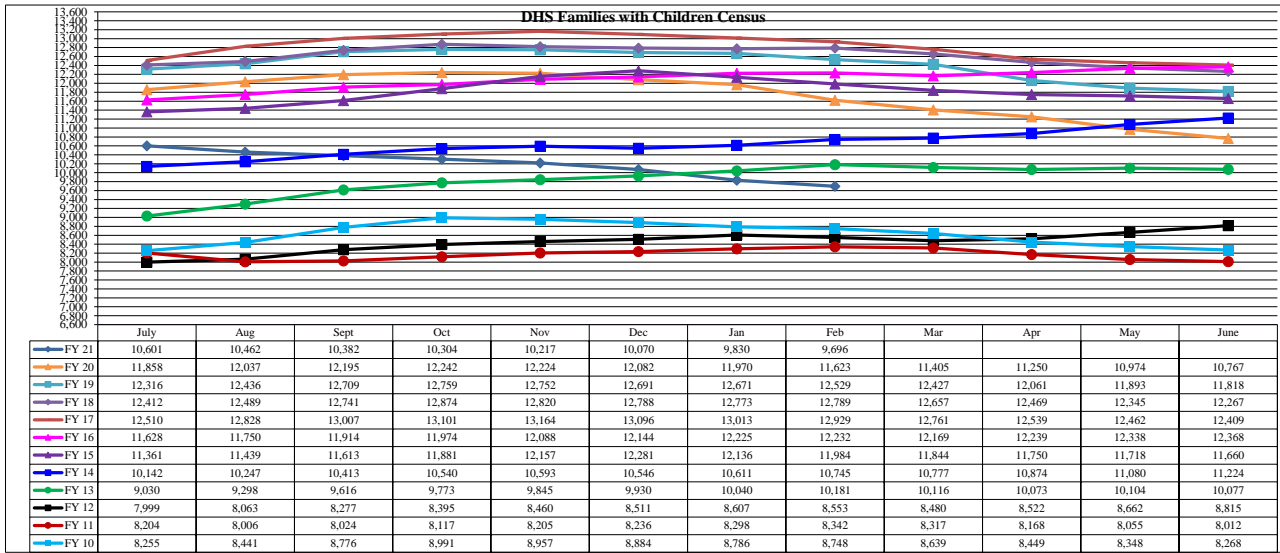
TOTAL SHELTER CENSUS	
Adults	34,542
Children	16,169
Total Individuals	50,711

SINGLE ADULTS	
Men	13,855
Women	4,467
Total Single Adults	18,322

FAMILIES WITH CHILDREN	
Families	9,300
Adults	12,280
Children	16,169
Individuals	28,449

ADULT FAMILIES CENSUS	
Families	1,863
Individuals (Adults)	3,940

x



*Due to data conversion the average monthly census for December 2011 and January 2012 for Families with Children and Adult Families is based upon data for a partial month.