

DAILY REPORT

10/29/2020

(Data from Wednesday, October 28, 2020)

SINGLE ADULTS	
Drop-in Center Clients Served	460
Drop-in Center Overnight Census	167
Faith Bed Census	36
Outreach Contacts	253
Outreach Placements	14
Safe Haven Utilization	1111
Veterans In Short-term Housing	241
Criminal Justice Short-term Housing	131

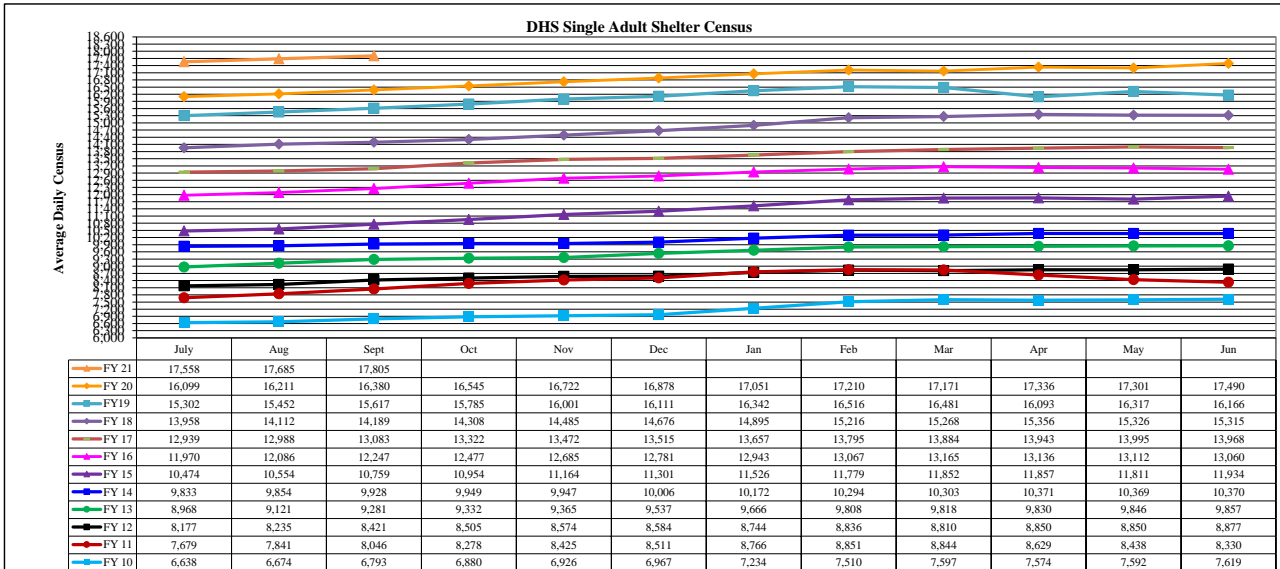
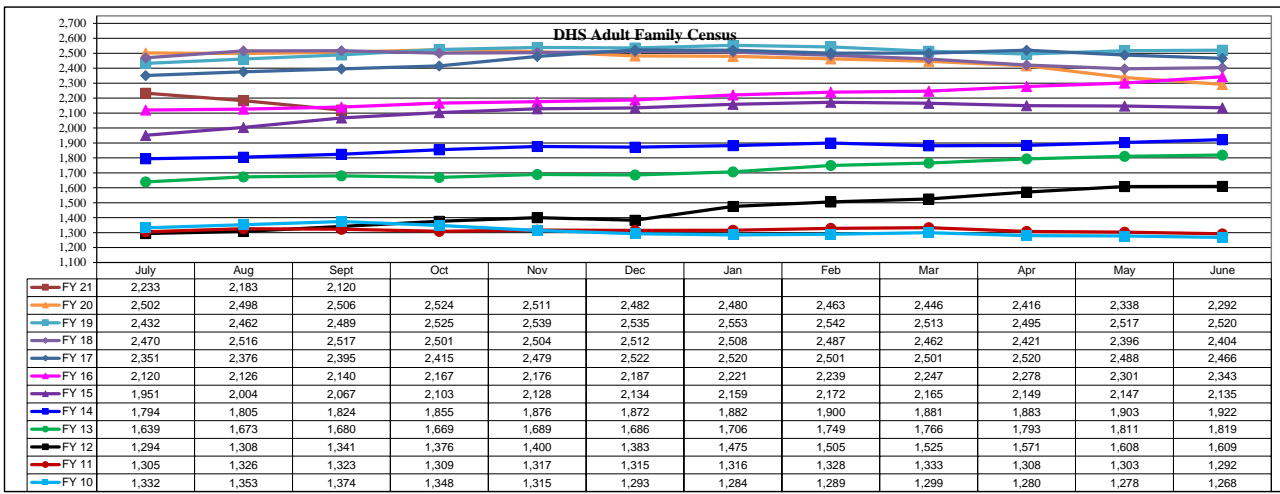
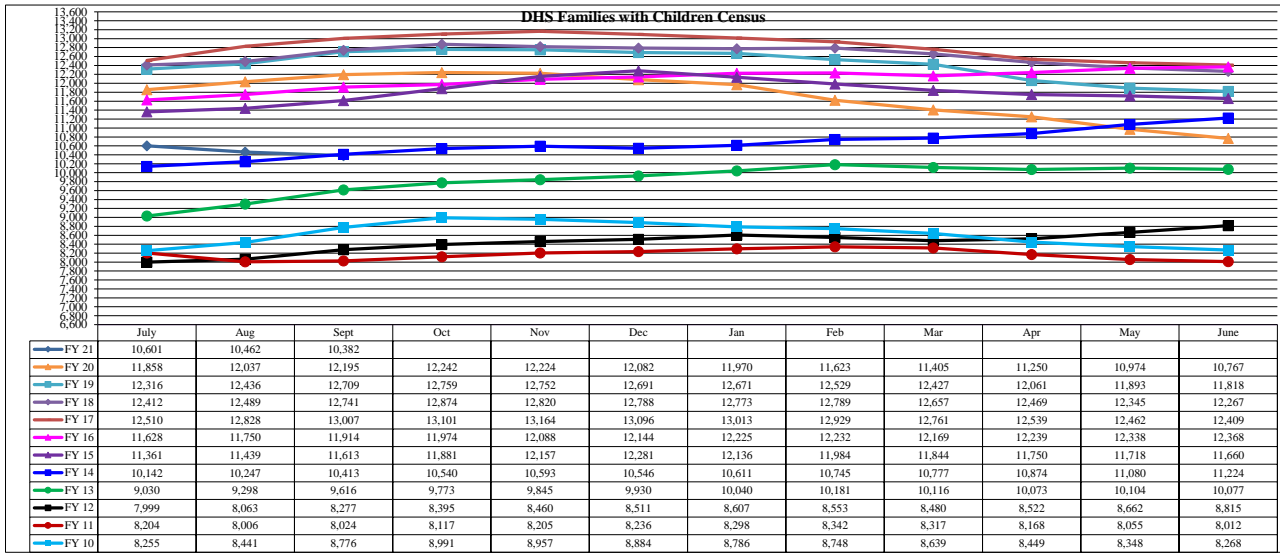
FAMILY INTAKE	
Families Requesting Temporary Housing at PATH	147
Adult Families Requesting Temporary Housing at AFIC	25
Families Placed in Overnight Accommodations	0
Families w/children at PATH Overnight (pre 10PM)	0

TOTAL SHELTER CENSUS	
Adults	35,926
Children	18,106
Total Individuals	54,032

SINGLE ADULTS	
Men	13,502
Women	4,544
Total Single Adults	18,046

FAMILIES WITH CHILDREN CENSUS	
Families	10,270
Adults	13,548
Children	18,106
Individuals	31,654

ADULT FAMILIES CENSUS	
Families	2,047
Individuals (Adults)	4,332



*Due to data conversion the average monthly census for December 2011 and January 2012 for Families with Children and Adult Families is based upon data for a partial month.