

DAILY REPORT

4/23/2020

(Data from Wednesday, April 22, 2020)

SINGLE ADULTS	
Drop-in Center Clients Served	574
Drop-in Center Overnight Census	212
Faith Bed Census	50
Outreach Contacts	307
Outreach Placements	22
Safe Haven Utilization	1053
Veterans In Short-term Housing	246
Criminal Justice Short-term Housing	210

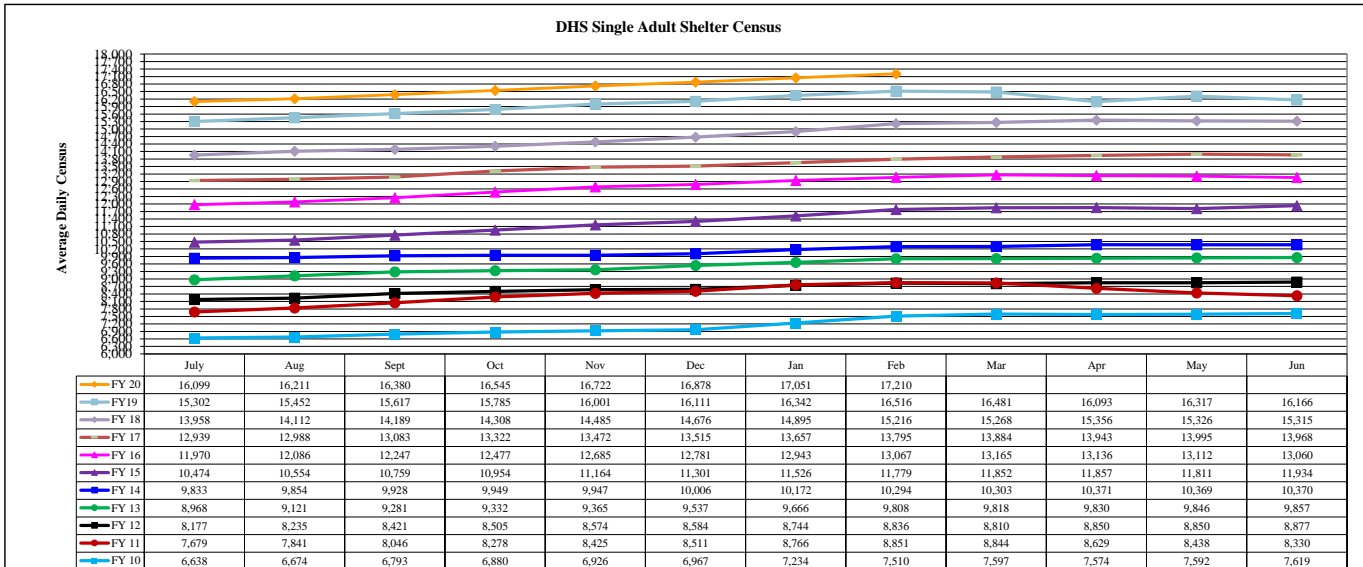
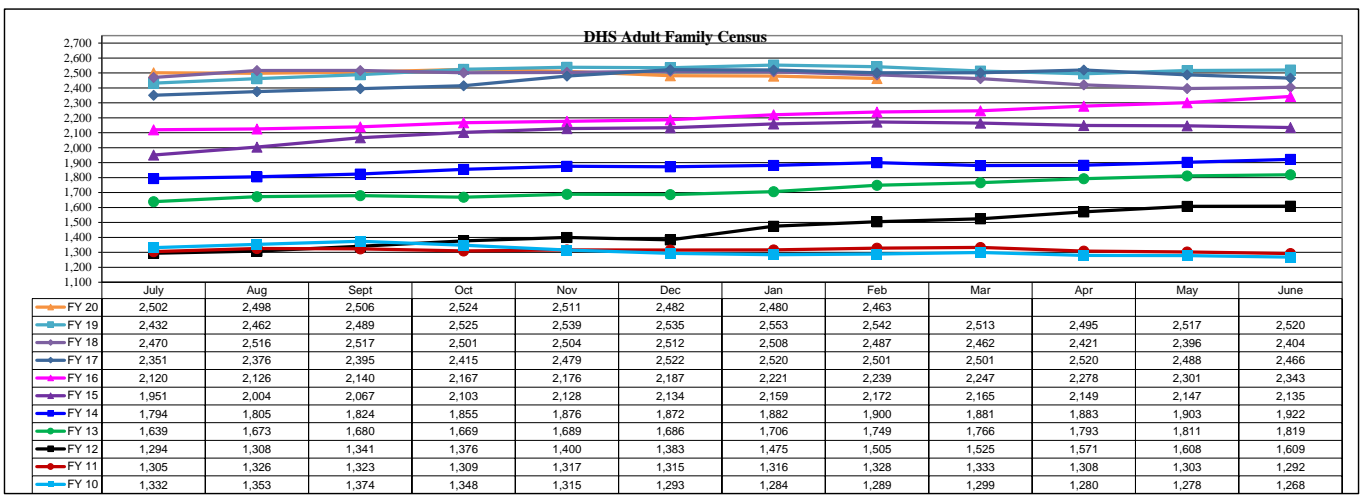
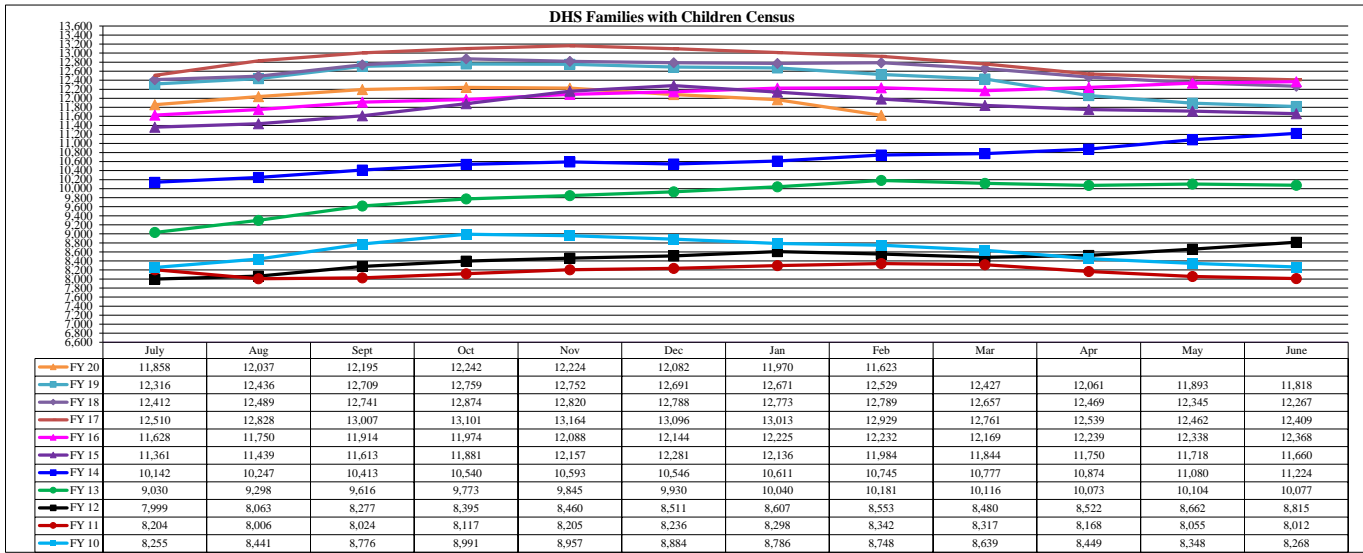
FAMILY INTAKE	
Families Requesting Temporary Housing at PATH	46
Adult Families Requesting Temporary Housing at AFIC	19
Families Placed in Overnight Accommodations	0
Families w/children at PATH Overnight (pre 10PM)	0

TOTAL SHELTER CENSUS	
Adults	37,386
Children	19,976
Total Individuals	57,362

SINGLE ADULT SHELTER CENSUS	
Men	12,779
Women	4,595
Total Single Adults	17,374

FAMILIES WITH CHILDREN CENSUS	
Families	11,155
Adults	14,964
Children	19,976
Individuals	34,940

ADULT FAMILIES CENSUS	
Families	2,396
Individuals (Adults)	5,048



*Due to data conversion the average monthly census for December 2011 and January 2012 for Families with Children and Adult Families is based upon data for a partial month.