



BILL DE BLASIO
MAYOR

CIVILIAN COMPLAINT REVIEW BOARD
100 CHURCH STREET 10th FLOOR
NEW YORK, NEW YORK 10007 ♦ TELEPHONE (212) 912-7235
www.nyc.gov/ccrb



FREDERICK DAVIE
CHAIR

Executive Director's Monthly Report
April 2020
(Statistics for March 2020)

Contents

Executive Summary	2
Glossary	3
Complaints Received	4
CCRB Cases Received By Borough and Precinct	5
Allegations Received	7
CCRB Docket	10
Body Worn Camera Footage Requests	12
Closed Cases	13
Resolving Cases	13
Dispositions / Case Abstracts	14
Dispositions - Full Investigations	16
Dispositions - All CCRB Cases	17
Dispositions - Allegations	18
Substantiation Rates	20
Substantiation Rates and Video	21
Board Discipline Recommendations for Substantiated Complaints	22
Board Discipline Recommendations for Substantiated Allegations	24
Truncations	27
Complaints by PSA	28
Mediation Unit	30
Administrative Prosecution Unit	32
NYPD Discipline	33
Appendix	37

Executive Summary

The Civilian Complaint Review Board (“CCRB”) is an independent municipal Agency that investigates complaints of NYPD misconduct. Every month, the CCRB prepares an Executive Director report for its public meeting. Data for March 2020 included the following highlights:

- 1) Of the cases in the CCRB active investigations docket, 66% have been open for 4 months or fewer, and 82% have been open for 7 months or fewer (page 10). In March, the CCRB opened 356 new cases (page 4), and currently has a total open docket of 2,509 cases (page 11).
- 2) The CCRB substantiated allegations in 23% of its fully investigated cases (page 16).
- 3) The CCRB fully investigated 59% of the cases it closed in March (page 13) and resolved (fully investigated, mediated or attempted mediation) 62% of the cases it closed (page 17). The Agency's truncation rate was 38% (page 13). This is primarily driven by uncooperative complainants/alleged victims, or witnesses.
- 4) For March, investigations using video evidence resulted in substantiated allegations in 28% of cases - compared to 10% of cases in which video was not available (page 20-21).
- 5) The Monthly Report includes a breakdown of complaints and substantiations by NYPD precinct and borough of occurrence (pages 5-6, 25-26).
- 6) In March the Police Commissioner finalized 3 decision(s) against police officers in Administrative Prosecution Unit (APU) cases (page 32). The CCRB's APU prosecutes the most serious allegations of misconduct. The APU conducted 5 trials against members of the NYPD year-to-date; no trials were conducted against respondent officers in March.

Finally, the Monthly Report contains a Table of Contents, Glossary, and Appendix, all meant to assist readers in navigating this report. The CCRB is committed to producing monthly reports that are valuable to the public, and welcomes feedback on how to make its data more accessible.

Glossary

In this glossary we have included a list of terms that regularly appear in our reports.

Allegation: An allegation is a specific act of misconduct. The same “complaint” can have multiple allegations – excessive force and discourteous language, for example. Each allegation is reviewed separately during an investigation.

APU: The Administrative Prosecution Unit is the division of the CCRB that has prosecuted “charges” cases since April 2013, after the signing of a 2012 Memorandum of Understanding between the CCRB and NYPD.

Board Panel: The “Board” of the CCRB has 13 members. Of the 13 members, five are chosen by the Mayor, five are chosen by the City Council, and three are chosen by the Police Commissioner. Following a completed investigation by the CCRB staff, three Board members, sitting as a Board Panel, will make a finding on whether misconduct occurred and will make a recommendation on what level of penalty should follow.

Case/Complaint: For the purposes of CCRB data, a “case” or “complaint” is defined as any incident within the Agency’s jurisdiction, brought to resolution by the CCRB. Cases/Complaints thus include truncations, fully investigated or ongoing cases, mediations, and completed investigations pending Board Panel review.

Disposition: The Board’s finding as to the outcome of a case (i.e. if misconduct occurred).

FADO: Under the City Charter, the CCRB has jurisdiction to investigate the following categories of police misconduct: Force, Abuse of Authority, Discourtesy, and Offensive Language, collectively known as “FADO”.

Intake: CCRB’s intake team initially handles complaints from the public. Intake takes complaints that come via live phone calls, voicemails, an online complaint form, or in-person.

Investigation: CCRB investigators gather evidence and interview witnesses to prepare reports on misconduct allegations. An investigation ends when a closing report is prepared detailing the evidence and legal analysis, and the case is given to the Board for disposition.

Mediation: A complainant may mediate his or her case with the subject officer, in lieu of an investigation, with the CCRB providing a neutral, third-party mediator.

Truncation: When a complaint is withdrawn or there is no complainant/alleged victim available for an interview, the investigation is “truncated.”

Complaints Received

The CCRB’s Intake team processes misconduct complaints from the public and referrals from the NYPD. Under the New York City Charter, the CCRB’s jurisdiction is limited to allegations of misconduct related to Force, Abuse of Authority, Discourtesy and Offensive Language. All other complaints are referred to the appropriate agency. Figure 1 refers to all complaints that the CCRB receives and Figures 2 and 3 refer to new cases that remain with the Agency. In March 2020, the CCRB initiated 356 new complaints.

Figure 1: Total Intake by Month (January 2019 - March 2020)

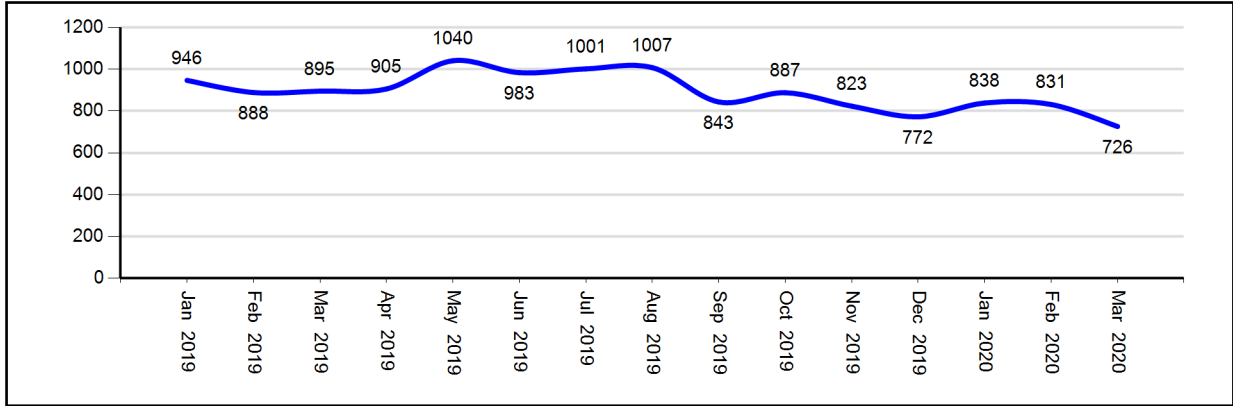


Figure 2: New CCRB Complaints by Month (January 2019 - March 2020)

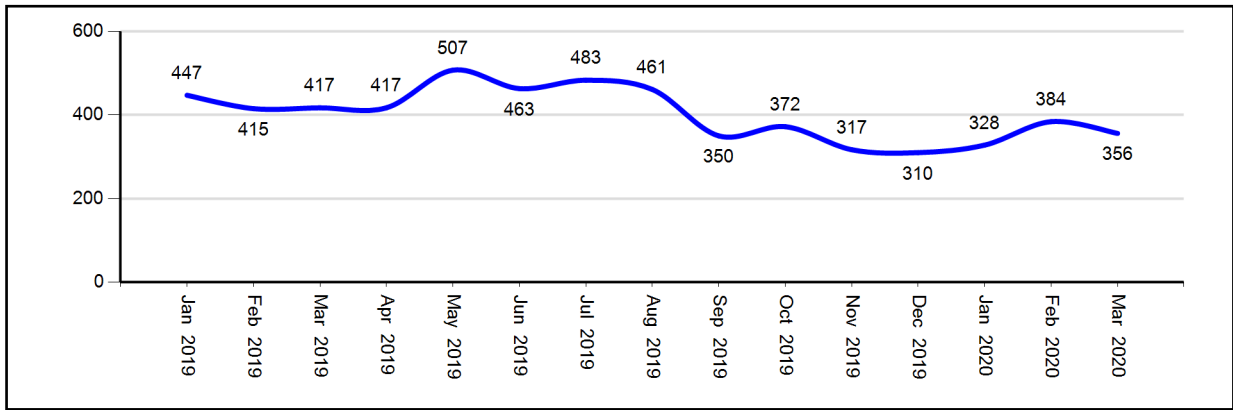
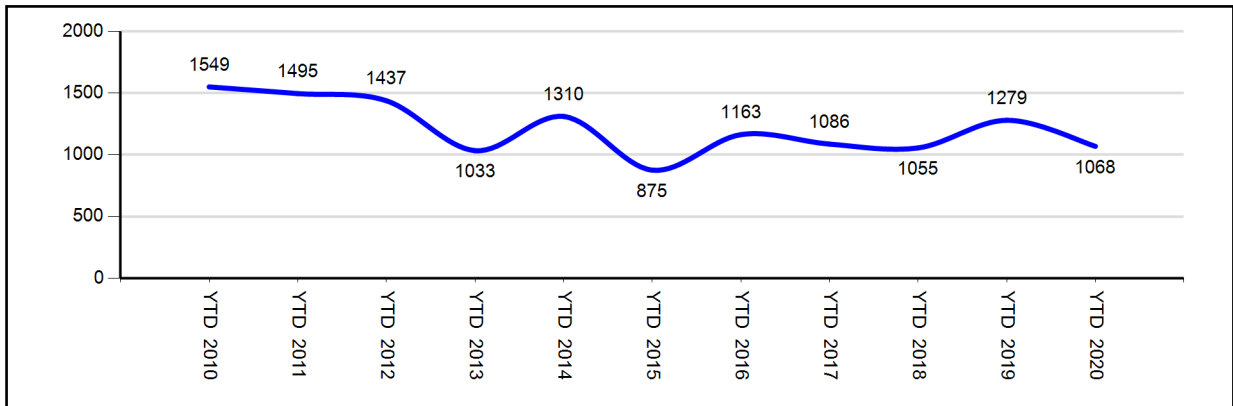


Figure 3: New CCRB Complaints by Year (YTD 2010 - YTD 2020)



CCRB Cases Received by Borough and Precinct

Of the five boroughs, the largest number of misconduct complaints stemmed from incidents occurring in Brooklyn, followed by Bronx. The 75th Precinct had the highest number at 17 incidents.

Figure 4: CCRB Complaints Received By Borough of Occurrence (March 2020)

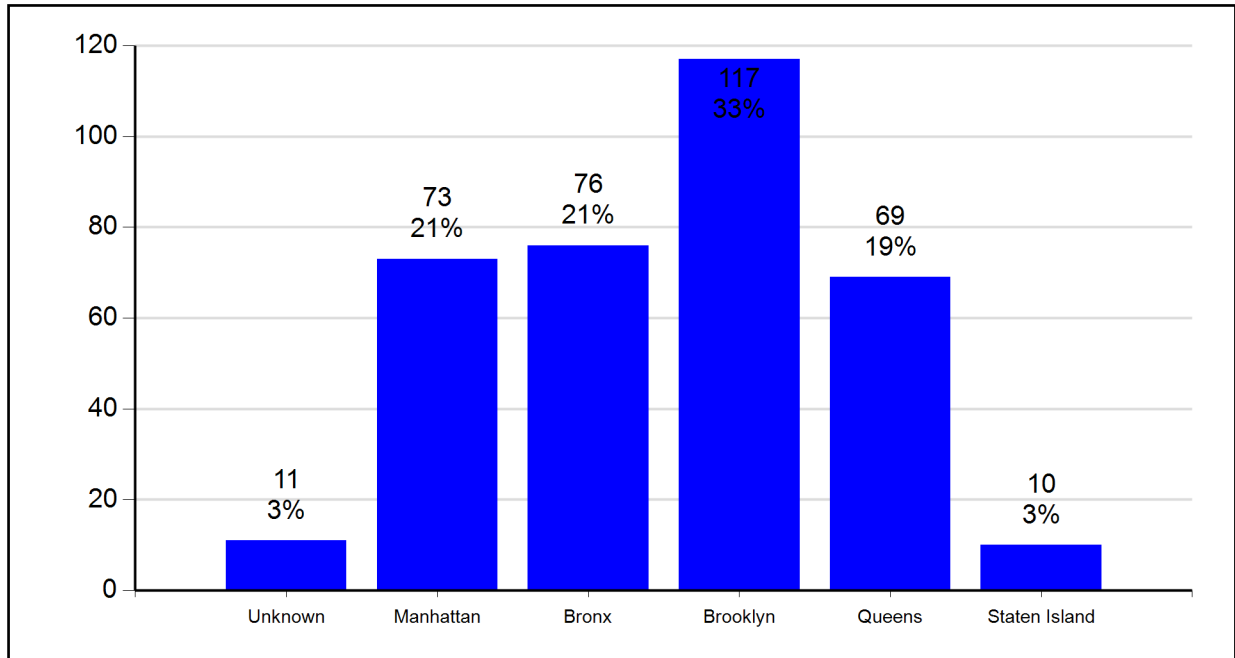


Figure 5: CCRB Complaints Received By Borough of Occurrence (YTD 2020)

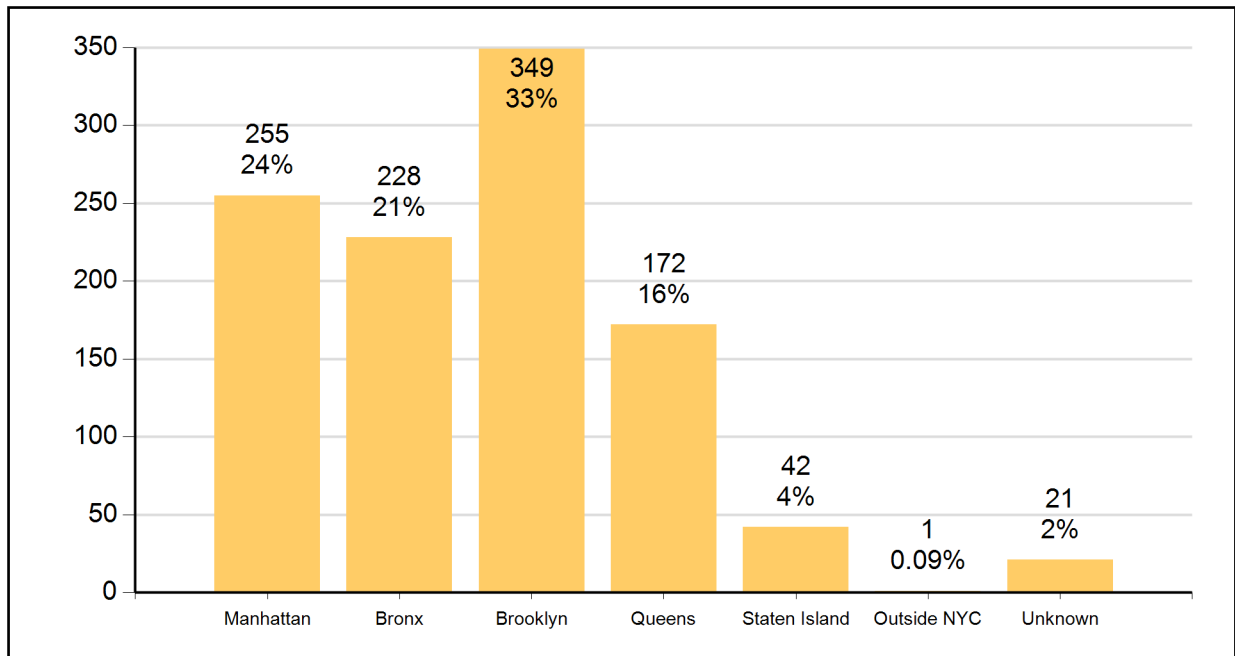


Figure 6: CCRB Complaints Received By Precinct of Occurrence (March 2020)

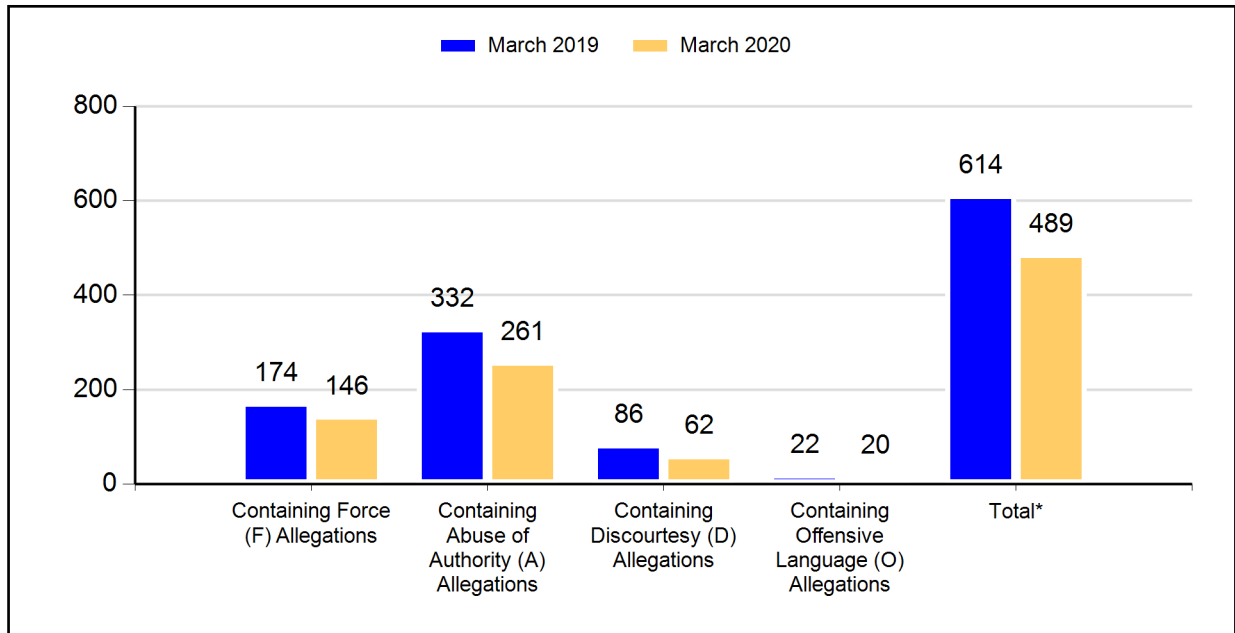
NYPD Precinct of Occurrence*	Number of Complaints	NYPD Precinct of Occurrence*	Number of Complaints
0	1	67	11
1	2	68	4
5	4	69	1
6	3	70	3
7	7	71	4
9	4	72	5
10	4	73	11
13	3	75	17
14	6	77	4
17	2	79	12
18	5	81	4
19	1	83	4
20	1	84	3
23	7	88	2
24	4	90	3
25	3	94	3
28	4	100	1
30	1	101	6
32	6	102	3
33	1	103	13
34	3	104	5
40	8	105	8
41	4	106	4
42	2	107	2
43	9	109	5
44	16	110	3
46	5	111	1
47	12	112	1
48	7	113	8
49	2	114	4
52	8	115	5
60	5	120	5
61	7	121	1
62	2	122	2
63	2	Unknown	25
66	2		

*These figures track where an incident occurred, not necessarily the Command of the officer. Please review Figures 62A-62Q for Command Level data for cases closed in 2017.

Allegations Received

As described in the previous section, the CCRB has jurisdiction over four categories of NYPD misconduct. In comparing March 2019 to March 2020, the number of complaints containing an allegation of Force is down, Abuse of Authority complaints are down, Discourtesy are down and Offensive Language are down. Figures for the year-to-date comparison show that in 2020, complaints containing an allegation of Force are down, Abuse of Authority are down, Discourtesy are down and Offensive Language are down.

Figure 7: CCRB Complaints Received By Type of Allegation (March 2019 vs. March 2020)



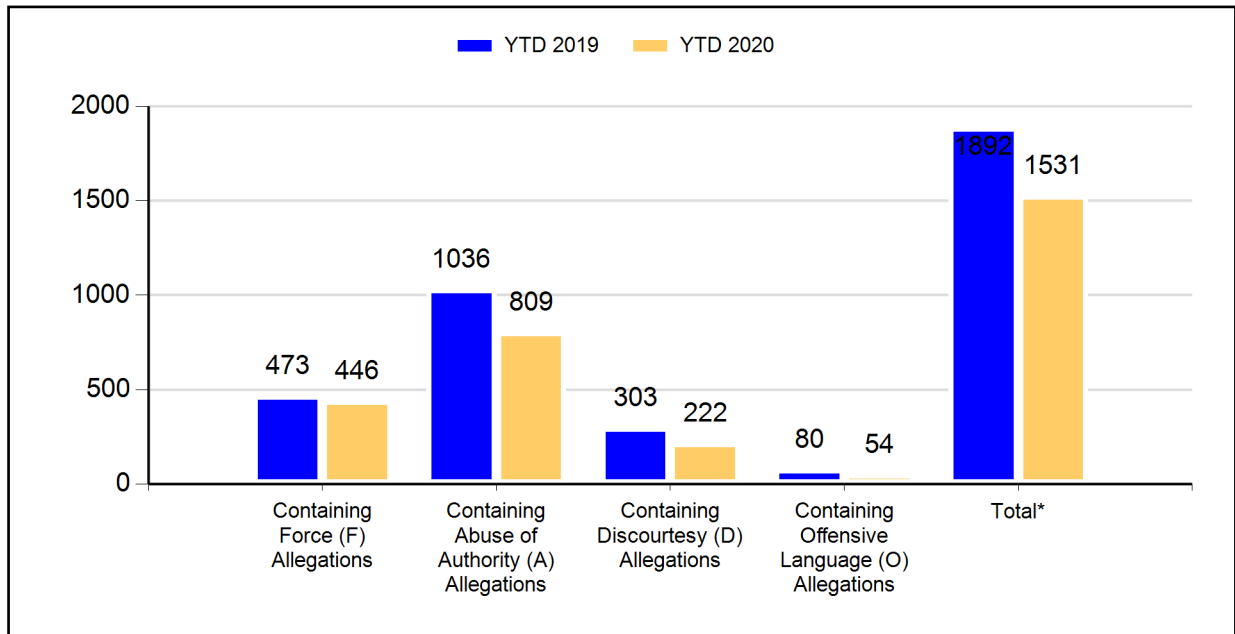
*This is the total of distinct FADO allegation types in complaints received.

Figure 8: CCRB Complaints Received By Type of Allegation (% of Complaints)

	March 2019		March 2020		Change	% Change
	Count	% of Total Complaints	Count	% of Total Complaints		
Force (F)	174	42%	146	41%	-28	-16%
Abuse of Authority (A)	332	80%	261	73%	-71	-21%
Discourtesy (D)	86	21%	62	17%	-24	-28%
Offensive Language (O)	22	5%	20	6%	-2	-9%
Total FADO Allegations	614		489		-125	-20%
Total Complaints	417		356		-61	-15%

Note: the number of allegations in recently received complaints typically grows somewhat as the complaints are investigated.

Figure 9: CCRB Complaints Received By Type of Allegation (YTD 2019 vs. YTD 2020)



*This is the total of distinct FADO allegation types in complaints received.

Figure 10: CCRB Complaints Received By Type of Allegation YTD (% of Complaints)

	YTD 2019		YTD 2020		Change	% Change
	Count	% of Total Complaints	Count	% of Total Complaints		
Force (F)	473	37%	446	42%	-27	-6%
Abuse of Authority (A)	1036	81%	809	76%	-227	-22%
Discourtesy (D)	303	24%	222	21%	-81	-27%
Offensive Language (O)	80	6%	54	5%	-26	-33%
Total FADO Allegations	1892		1531		-361	-19%
Total Complaints	1279		1068		-211	-16%

Note: the number of allegations in recently received complaints typically grows somewhat as the complaints are investigated.

Figure 11: Total Allegations (% of Total Allegations)

	March 2019		March 2020		Change	% Change
	Count	% of Total Allegations	Count	% of Total Allegations		
Force (F)	385	24%	305	27%	-80	-21%
Abuse of Authority (A)	1048	66%	734	64%	-314	-30%
Discourtesy (D)	115	7%	83	7%	-32	-28%
Offensive Language (O)	28	2%	27	2%	-1	-4%
Total Allegations	1576		1149		-427	-27%
Total Complaints	417		356		-61	-15%

Figure 12: Total Allegations YTD (% of Total Allegations)

	YTD 2019		YTD 2020		Change	% Change
	Count	% of Total Allegations	Count	% of Total Allegations		
Force (F)	1023	21%	906	24%	-117	-11%
Abuse of Authority (A)	3312	68%	2535	66%	-777	-23%
Discourtesy (D)	433	9%	306	8%	-127	-29%
Offensive Language (O)	106	2%	67	2%	-39	-37%
Total Allegations	4874		3814		-1060	-22%
Total Complaints	1279		1068		-211	-16%

The number of allegations in recently received complaints typically grows as the complaints are investigated.

CCRB Docket

As of the end of March 2020, 66% of active CCRB cases are fewer than five months old, and 82% active cases have been open for fewer than eight months.

Figure 13: Age of Active Cases Based on Received Date (March 2020)

Case Age Group	Count	% of Total
Cases 0-4 Months	1471	65.6%
Cases 5-7 Months	363	16.2%
Cases 8-11 Months	298	13.3%
Cases 12-18 Months*	105	4.7%
Cases Over 18 Months**	7	0.3%
Total	2244	100%

*12-18 Months: 17 cases that were reopened; 1 case that was on DA Hold.

**Over18 Months: 4 cases that were reopened; 2 cases that were on DA Hold.

Figure 14: Age of Active Cases Based on Incident Date (March 2020)

	Count	% of Total
Cases 0-4 Months	1315	58.6%
Cases 5-7 Months	386	17.2%
Cases 8-11 Months	353	15.7%
Cases 12-18 Months*	162	7.2%
Cases Over 18 Months**	28	1.2%
Total	2244	100%

*12-18 Months: 16 cases that were reopened; 1 case that was on DA Hold.

**Over18 Months: 6 cases that were reopened; 3 cases that were on DA Hold.

An active case is here defined as an investigation; cases in mediation are excluded.

Figure 15: Number of Active Investigations (January 2019 - March 2020)

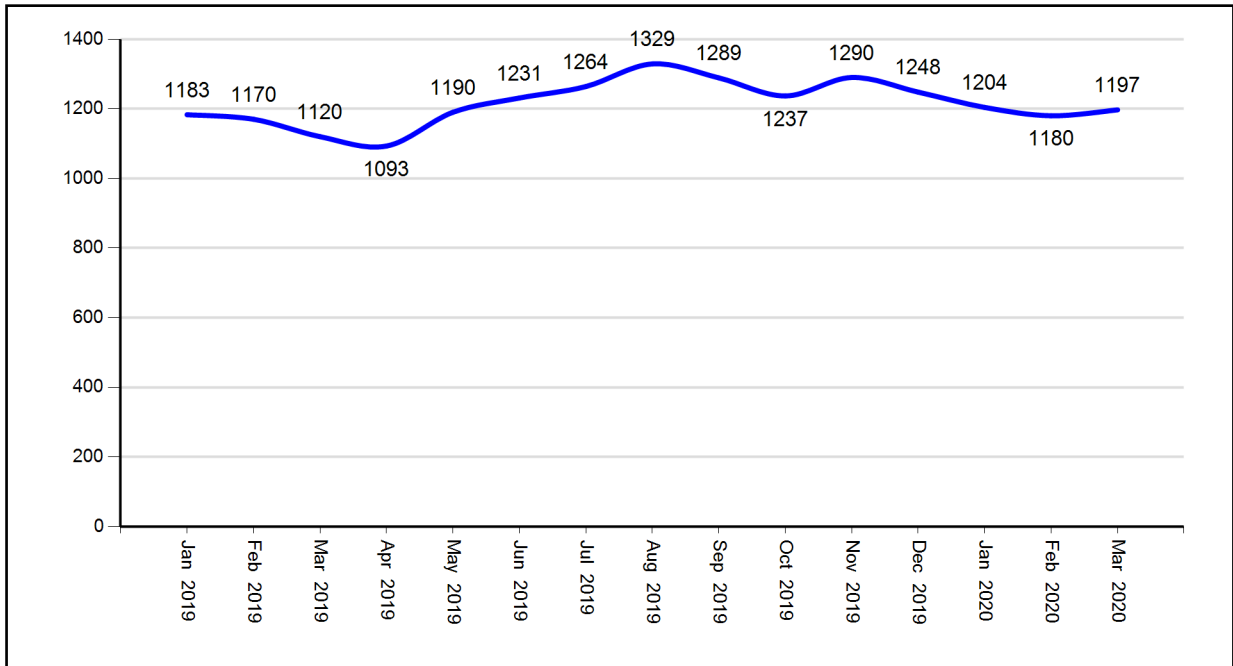


Figure 16: Open Docket Analysis

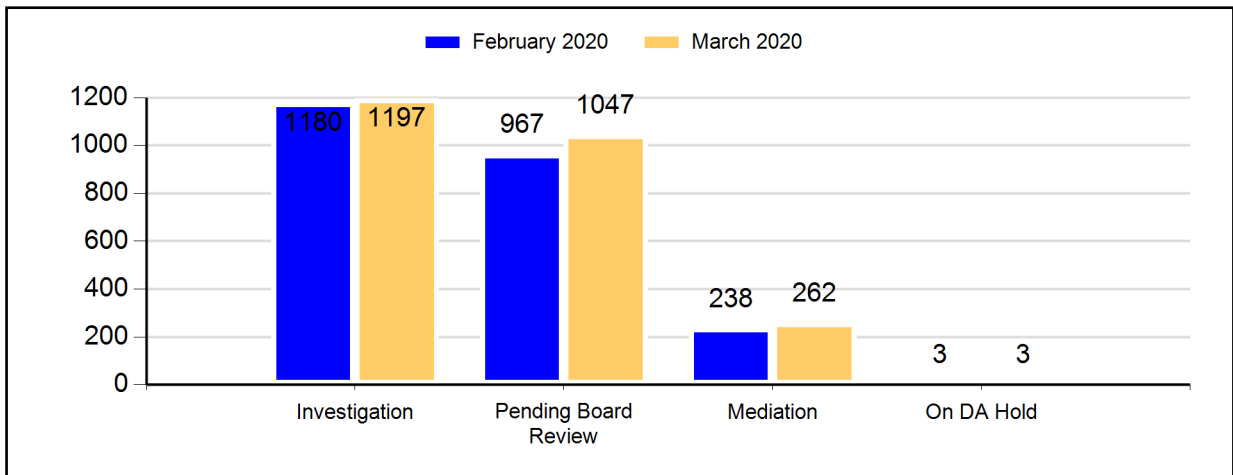


Figure 17: Open Docket Analysis with % Change

	February 2020		March 2020		Change	% Change
	Count	% of Total	Count	% of Total		
Investigations	1180	49%	1197	48%	17	1%
Pending Board Review	967	40%	1047	42%	80	8%
Mediation	238	10%	262	10%	24	10%
On DA Hold	3	0%	3	0%	0	0%
Total	2388		2509		121	5%

Body Worn Camera Footage Requests

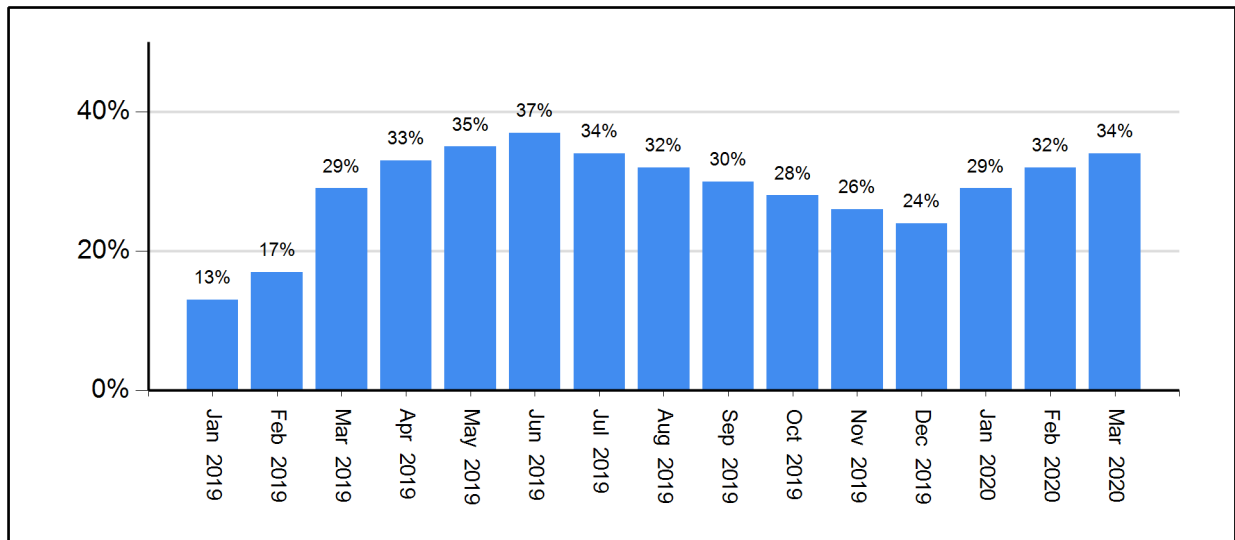
Since the widespread roll out of body worn cameras in 2018, the collection of footage from these cameras has become an integral part of CCRB investigations.

The timeliness of the response to BWC footage requests has a direct impact on the length of time it takes to complete an investigation. The longer it takes to fulfill BWC requests, the longer CCRB investigations remain on the open docket.

Figure 18: Pending Requests for BWC Footage

Days Pending	BWC Requests	% of Total
00 <= Days < 30	179	27.1%
30 <= Days < 60	314	47.5%
60 <= Days < 90	89	13.5%
90 <= Days	79	12.0%
Total	661	100%

Figure 19: Percentage of Open Investigations Docket with Pending BWC Requests (January 2019 - March 2020)

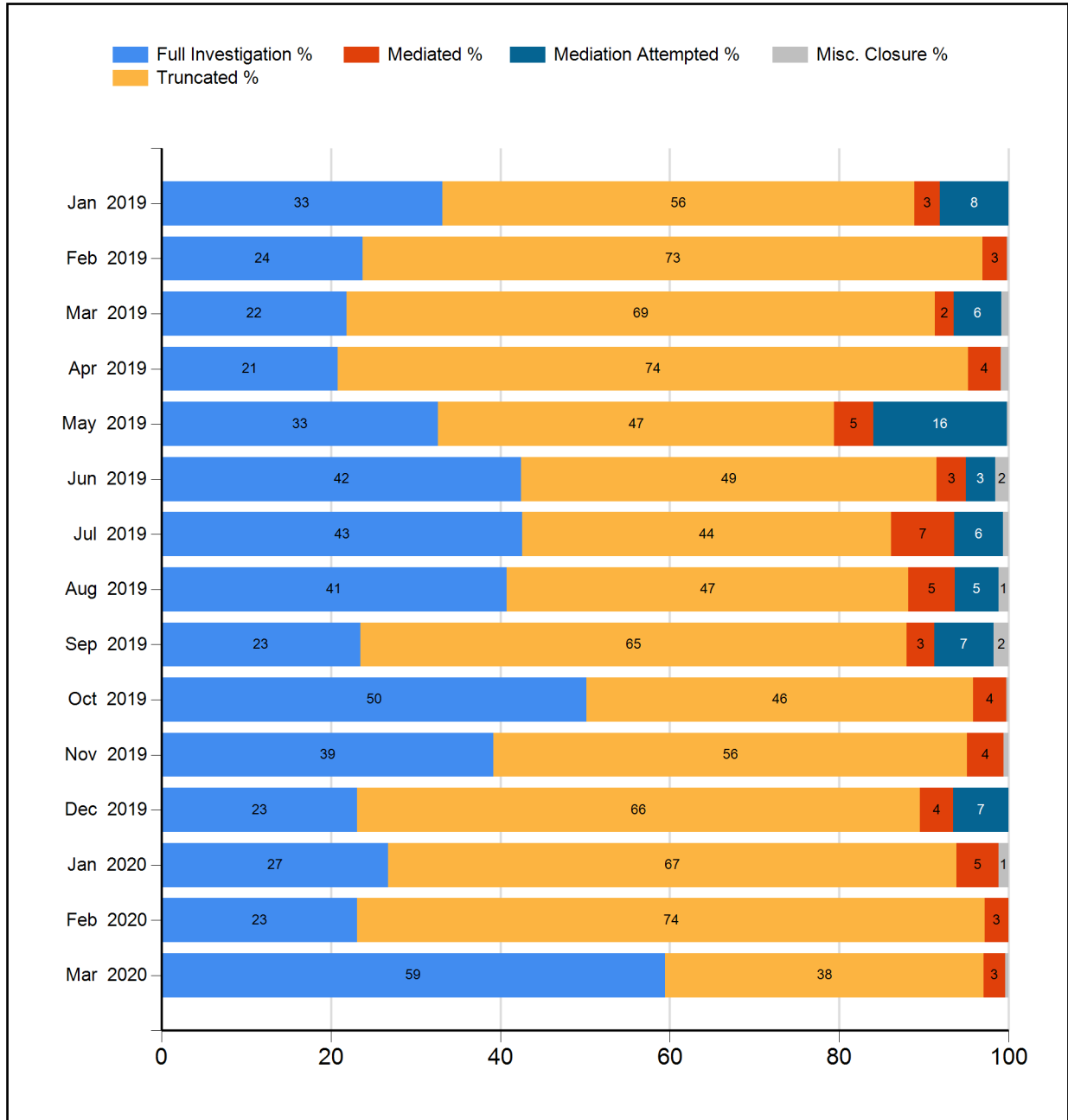


Closed Cases

Resolving Cases

In March 2020, the CCRB fully investigated 59% of the cases it closed, and resolved (fully investigated, mediated or mediation attempted) 62% of the cases it closed.

Figure 20: Case Resolutions (January 2019 - March 2020) (%)



Dispositions

Cases fully investigated by the CCRB generally receive one of five outcomes:

- If the alleged misconduct is found to have occurred, based on the preponderance of the evidence, the allegation is **substantiated**.
- If there is not enough evidence to determine whether or not the alleged misconduct occurred, the allegation is **unsubstantiated**.
- If the preponderance of the evidence suggests that the event or alleged act did not occur, the allegation is **unfounded**.
- If the event did occur, but was not improper by a preponderance of evidence, the allegation is **exonerated**.
- If the CCRB was unable to identify any of the officers accused of misconduct, the case is closed as **officer unidentified**.

Additionally, a case might be **mediated**, with the subject officer and complainant discussing the incident in the presence of a neutral third-party moderator, or closed as **mediation attempted**, the designation for a case in which both the officer and the civilian agree to mediate, but the civilian fails to appear twice for the scheduled mediation session or fails to respond to attempts to schedule a mediation session. Finally, a case that cannot be fully investigated due to complainant/alleged victim unavailability or lack of cooperation is **truncated**.

Case Abstracts

The following case abstracts are taken from complaints closed this month and serve as examples of what the different CCRB dispositions mean in practice:

1. Substantiated

Two officers, a Field Training Officer (FTO) and his trainee, arrested the Complainant for operating an illegal taxicab. While en route to the stationhouse, the Complainant suffered a seizure. The FTO did not call for medical assistance. After the Complainant was taken back to the stationhouse and lodged in the cells, he suffered another seizure. The Complainant was removed by the desk sergeant to the hospital for treatment.

Cell phone video footage captured the initial confrontation and body-worn camera (BWC) footage was retrieved. BWC footage showed the Complainant seizing in the backseat of the police vehicle with aspirated breathing, uncontrolled shaking, and his head slamming into various windows. After arriving at the stationhouse, the FTO can be seen trying to coax the visibly disoriented Complainant out of the vehicle by telling him, "We'll get an ambulance for you. Come out." Once at the desk, the FTO asks the Complainant, "You said you want an ambulance?" and the Complainant says, "Yeah." The FTO, however, did not call an ambulance. During his CCRB interview, the FTO stated that he believed the Complainant was faking the seizure and told his trainee that the Complainant was "acting up." The FTO added that per NYPD procedure an ambulance would never be called in the field, because a sick prisoner needs to be searched at the stationhouse before going to the hospital.

NYPD Patrol Guide Procedure 210-04, "Prisoners Requiring Medical/Psychiatric Treatment" states, in all caps, "IN ALL LIFE-THREATENING SITUATIONS, APPARENT HEART ATTACK . . . EPILEPSY . . . A PRISONER WILL BE REMOVED TO THE NEAREST HOSPITAL." In this instance, the FTO failed to call an ambulance for the Complainant or remove him to the nearest hospital despite witnessing the Complainant's seizure. Additionally, his repeated references and offers to call an ambulance for the Complainant in order to coax the Complainant into following his instructions, without actually calling an ambulance, shows that he clearly understood that the Complainant wanted and needed medical care. The Board substantiated the allegation.

2. Unsubstantiated

The Complainant engaged in a dispute with a neighbor who threatened to harm her. The Complainant called 911 to report the threat and two officers responded to the scene. The Complainant gave the officers her account of the threat. An officer allegedly called the Complainant a liar and told her he would “have [her] arrested for a false complaint.” The officers ultimately prepared a complaint report for the Complainant and left the scene without taking any further action. The incident was partially captured by the officers’ body-worn cameras (BWC), but did not capture the time-frame in which the alleged threat of arrest is said to have occurred. Without the relevant BWC footage, and absent any independent witness testimony, the investigation was unable to establish the full facts and circumstances of the exchange between the Complainant and officer or reach a conclusion regarding the parties’ relative credibility. Because the investigation could not determine whether an officer threatened to arrest the Complainant by a preponderance of the evidence, the Board unsubstantiated the Abuse of Authority allegation.

3. Unfounded

At approximately 3:00 a.m., the Complainant was sitting with two unidentified individuals in front of a residential building. Two officers approached the Complainant and accused her of drinking alcohol from an open container. The officers asked the Complainant for her identification. When she refused to provide it, the officers told her that she would be taken to the stationhouse if she did not provide it. An officer also allegedly told the Complainant, “I live for this shit.” One of the unidentified individuals started recording the incident on his cell phone. The two officers allegedly told this individual to stop recording. The investigation obtained six clips of body-worn camera (BWC) footage capturing the incident. Based on the BWC footage, the investigation determined that neither officer used profanity towards the Complainant or told any civilians to stop recording the incident or to delete footage that they recorded. The Board unfounded the Discourtesy and two Abuse of Authority allegations.

4. Exonerated

The Complainant was stopped for running a red light. During the stop, the officer discovered that the Complainant had a suspended permit. The Complainant was arrested for operating a vehicle without a license, operating a vehicle without insurance, operating an unregistered vehicle, violating a traffic device, and failure to obey a police officer and his vehicle was impounded. Property Vouchers obtained for this incident confirm that the Complainant’s vehicle was impounded as arrest evidence. According to NYPD Patrol Guide Procedure 218-19, vehicles must be seized and invoiced as arrest evidence when the motorist is arrested for operating an unregistered vehicle. Given that the Complainant was arrested for operating an unregistered vehicle, the officer was justified in seizing the Complainant’s vehicle. The Board exonerated the Abuse of Authority allegation for seizure of property.

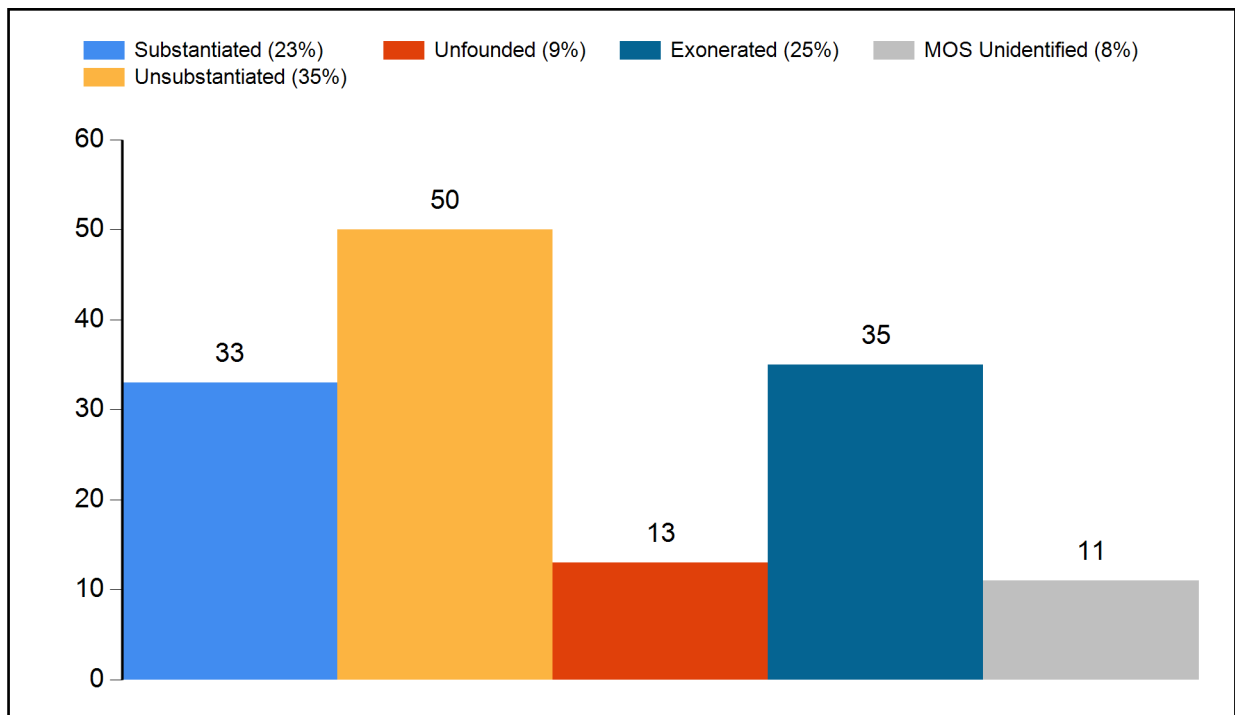
5. Officer Unidentified

The Victim, a 17-year old male, was standing in front of his building when he was stopped by four plainclothes officers in a black, unmarked sedan. An officer searched the Victim. The officers did not provide any identifying information for themselves and failed to provide the Victim with their business cards. No arrests were made and no summonses were issued. Video footage was not returned from the incident. In his CCRB statement, the Victim noted he had difficulty providing detailed descriptions of the officers because he had been scared during the incident. He described one officer as a 6” tall white male with a muscular build, and the other officers as two white males and one Hispanic male.

A search for police documents yielded no information regarding this incident. None of the memo books received from Anti-Crime officers on duty at the time of the incident, in the precinct of occurrence, had entries regarding this incident. An Automatic Vehicle Locator (AVL) search yielded negative results for NYPD vehicles operating in the vicinity of this incident location at the time of this incident. Roll calls were received from five different precincts, but did not yield evidence of officers at the alleged date, time, and place, fitting the descriptions the Victim provided. The investigation was unable to identify the subject officers in this incident. The Board closed the allegations as Officer Unidentified.

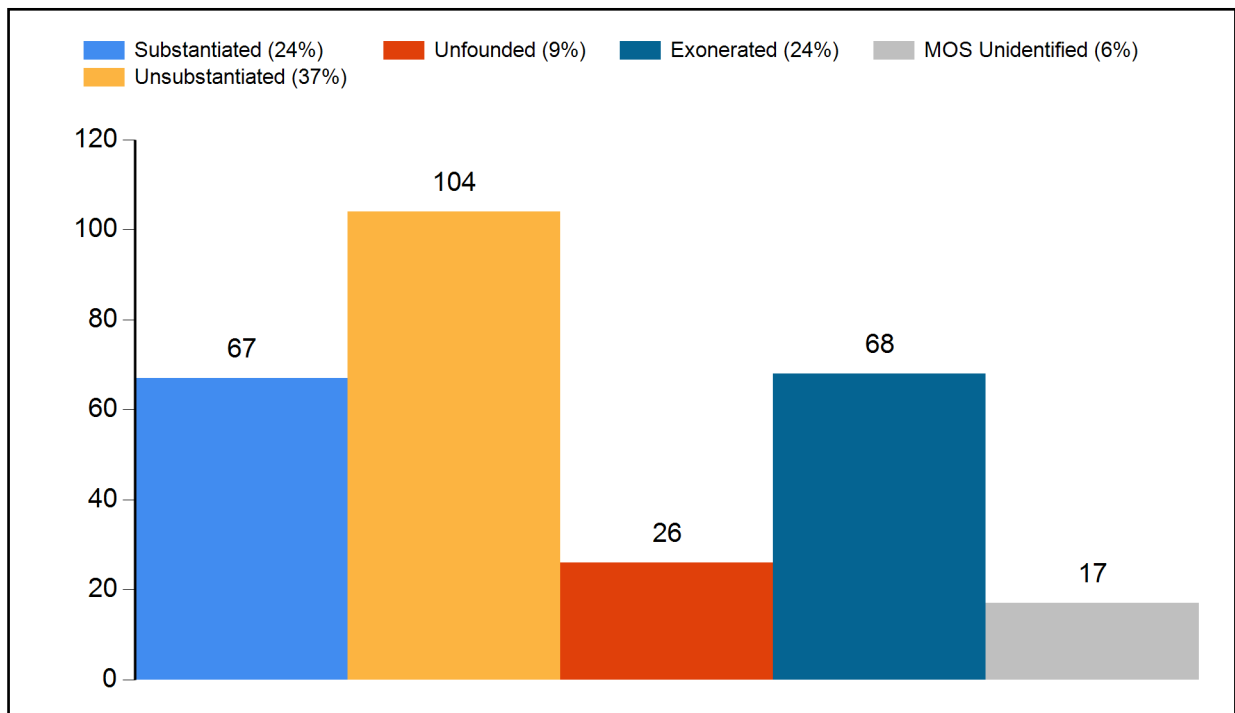
Dispositions - Full Investigations

Figure 21: Disposition Counts of Full Investigations (March 2020)



Due to the reconsideration process, counts are subject to change.

Figure 22: Disposition Counts of Full Investigations (YTD 2020)



Due to the reconsideration process, counts are subject to change.

Dispositions - All CCRB Cases

In addition to full investigations, CCRB cases can be closed through mediation and truncation. The following table lists all the CCRB case closures for the current month and year-to-date.

Figure 23: Disposition of Cases (2019 vs 2020)

	Mar 2019		Mar 2020		YTD 2019		YTD 2020	
	Count	% of Total	Count	% of Total	Count	% of Total	Count	% of Total
Full Investigations								
Substantiated	18	18%	33	23%	80	21%	67	24%
Exonerated	20	20%	35	25%	71	19%	68	24%
Unfounded	11	11%	13	9%	35	9%	26	9%
Unsubstantiated	40	41%	50	35%	160	43%	104	37%
MOS Unidentified	9	9%	11	8%	29	8%	17	6%
Total - Full Investigations	98		142		375		282	
Mediation Closures	Count	% of Total	Count	% of Total	Count	% of Total	Count	% of Total
Mediated	10	29%	6	100%	38	36%	29	100%
Mediation Attempted	25	71%	0	0%	68	64%	0	0%
Total - ADR Closures	35		6		106		29	
Resolved Case Total	133	30%	148	62%	481	34%	311	39%
Truncations / Other Closures	Count	% of Total	Count	% of Total	Count	% of Total	Count	% of Total
Complaint withdrawn	61	19%	18	20%	189	20%	92	19%
Complainant/Alleged Victim/Witness uncooperative	150	47%	46	51%	456	49%	246	51%
Complainant/Alleged Victim/Witness unavailable	53	17%	10	11%	157	17%	76	16%
Alleged Victim unidentified	7	2%	2	2%	19	2%	6	1%
Closed - Pending Litigation*	41	13%	14	15%	98	11%	55	11%
Miscellaneous	2	1%	1	1%	2	0%	2	0%
Administrative closure**	2	1%	0	0%	3	0%	3	1%
Total - Other Case Dispositions	316		91		924		480	
Total - Closed Cases	449		239		1405		791	

* Closed - Pending Litigation is a truncation category added in August 2017. It indicates that the complaint was truncated due to the complainant/alleged victim's attorney.

**Administrative closure is a special category that deals with NYPD's Internal Affairs Bureau-referred cases or spin off cases with no complainant/alleged victim, and in which CCRB attempts to locate or identify a complainant/alleged victim has yielded no results.

Dispositions - FADO Allegations

“Allegations” are different than “cases.” A case or complaint is based on an incident and may contain one or more allegations of police misconduct. The allegation substantiation rate is 10% for the month of March 2020, and the allegation substantiation rate is 12% year-to-date. The type of allegation the CCRB is most likely to substantiate is Discourtesy – substantiating 13% of such allegations during March 2020, and 18% for the year.

Figure 24: Disposition of Allegations (2019 vs 2020)

	Mar 2019		Mar 2020		YTD 2019		YTD 2020	
Fully Investigated Allegations	Count	%of Total	Count	%of Total	Count	%of Total	Count	%of Total
Substantiated	39	9%	62	10%	224	13%	152	12%
Unsubstantiated	138	31%	199	31%	561	32%	418	32%
Unfounded	71	16%	67	11%	179	10%	139	11%
Exonerated	154	35%	236	37%	592	34%	468	36%
MOS Unidentified	39	9%	73	11%	176	10%	138	10%
Total - Full Investigations	441		637		1732		1315	
Mediation Closures	Count	%of Total	Count	%of Total	Count	%of Total	Count	%of Total
Mediated	22	24%	23	100%	67	29%	76	100%
Mediation Attempted	71	76%	0	0%	162	71%	0	0%
Total - ADR Closures	93		23		229		76	
Truncations / Other Closures	Count	%of Total	Count	%of Total	Count	%of Total	Count	%of Total
Complaint withdrawn	143	15%	55	19%	478	18%	236	18%
Complainant/Alleged Victim/Witness uncooperative	483	50%	147	52%	1420	52%	720	54%
Complainant/Alleged Victim/Witness unavailable	149	15%	26	9%	374	14%	174	13%
Alleged Victim unidentified	24	2%	6	2%	68	3%	14	1%
Closed - Pending Litigation	142	15%	43	15%	340	13%	168	13%
Miscellaneous	21	2%	6	2%	30	1%	15	1%
Administrative closure	4	0%	0	0%	6	0%	7	1%
Total - Other Case Dispositions	966		283		2716		1334	
Total - Closed Allegations	1500		943		4677		2725	

Figure 25: Disposition of Allegations By FADO Category (March 2020)

	Substantiated	Unsubstantiated	Exonerated	Unfounded	Officers Unidentified	Total
Force	6 5%	26 22%	56 48%	22 19%	6 5%	116 100%
Abuse of Authority	48 11%	143 31%	173 38%	37 8%	55 12%	456 100%
Discourtesy	7 13%	24 45%	7 13%	7 13%	8 15%	53 100%
Offensive Language	1 8%	6 50%	0 0%	1 8%	4 33%	12 100%
Total	62 10%	199 31%	236 37%	67 11%	73 11%	637 100%

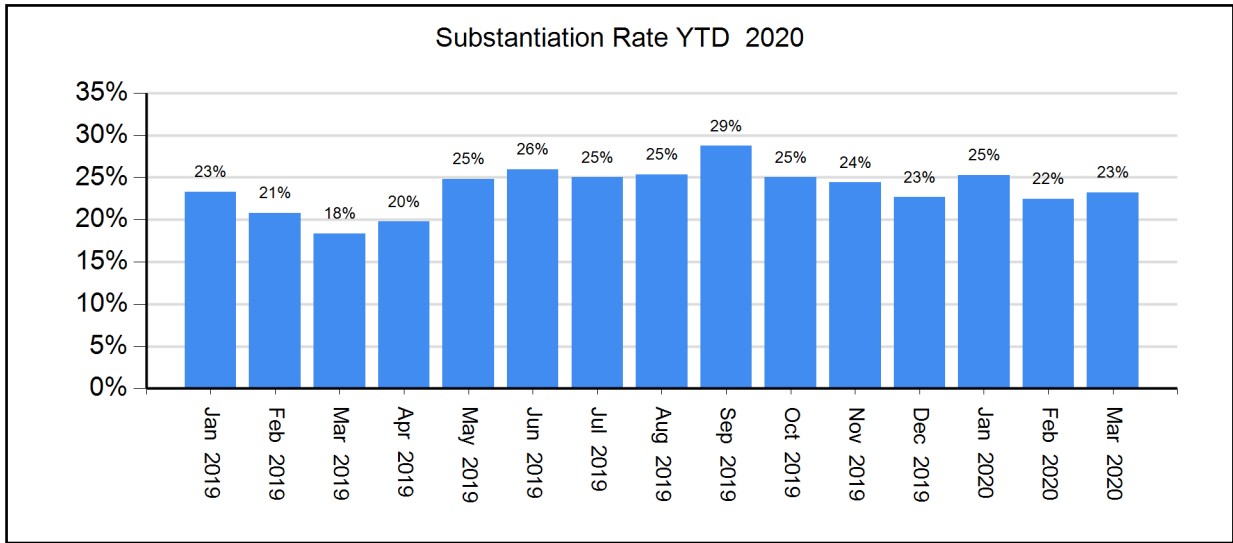
Figure 26: Disposition of Allegations By FADO Category (YTD 2020)

	Substantiated	Unsubstantiated	Exonerated	Unfounded	Officers Unidentified	Total
Force	8 3%	76 30%	103 40%	49 19%	19 7%	255 100%
Abuse of Authority	116 13%	275 30%	347 38%	70 8%	95 11%	903 100%
Discourtesy	24 18%	55 42%	18 14%	15 12%	18 14%	130 100%
Offensive Language	4 15%	12 44%	0 0%	5 19%	6 22%	27 100%
Total	152 12%	418 32%	468 36%	139 11%	138 10%	1315 100%

Substantiation Rates

The March 2020 case substantiation rate was 23%.

Figure 27: Percentage of Cases Substantiated (January 2019 - March 2020)

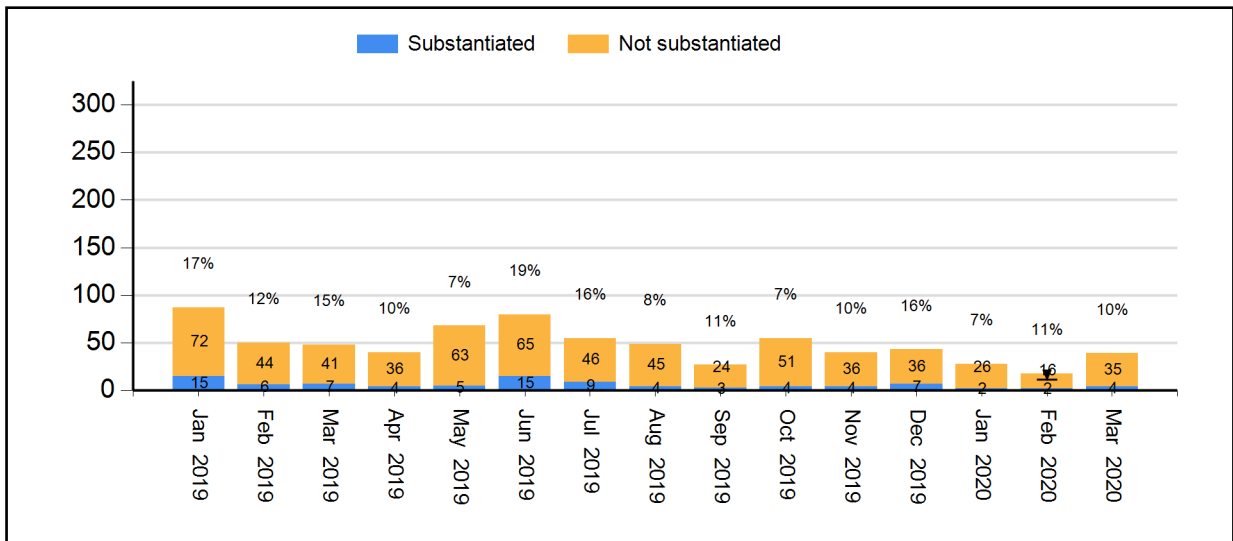


Due to the reconsideration process, counts are subject to change.

Substantiation Rates and Video

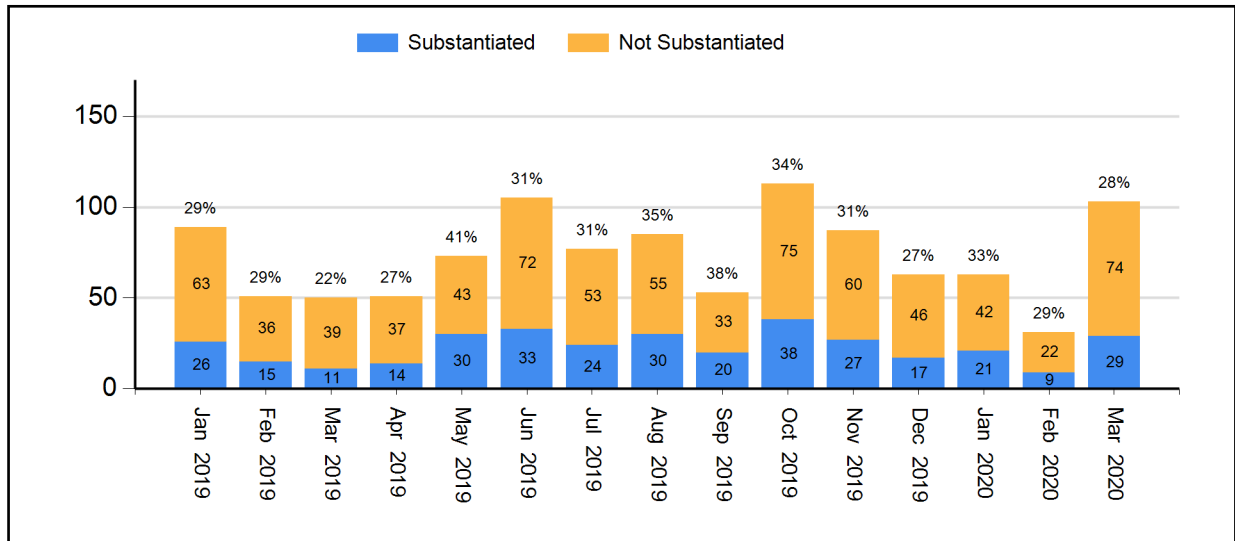
In general, investigations relying on video evidence from security cameras or personal devices result in much higher substantiation rates.

**Figure 28: Substantiation Rates for Full Investigations without Video (Jan 2020 - Mar 2020)
(% substantiated shown)**



Due to the reconsideration process, counts are subject to change.

Figure 29: Substantiation Rates for Full Investigations with Video (Jan 2020 - Mar 2020)
 (% substantiated shown)



Due to the reconsideration process, counts are subject to change.

Board Discipline Recommendations for Substantiated Complaints

After a CCRB investigative team has completed its investigation and recommended the substantiation of a complaint against an officer, a panel of three Board members determines whether to substantiate the allegation and make a disciplinary recommendation.

- “Charges and Specifications” are the most severe form of discipline. A decision to assign Charges commences a process that may result in an administrative trial in the NYPD Trial Room. An officer may lose vacation days, be suspended, or be terminated from the Department if the officer is found guilty.
- “Instructions” or “Formalized Training” are the least severe discipline, often recommended for officers who misunderstand a policy. This determination results in training at the command level (Instructions) or training at the Police Academy or NYPD Legal Bureau (Formalized Training).
- “Command Discipline” is recommended for misconduct that is moderately serious, but does not rise to the level of that associated with Charges. An officer can lose up to ten vacation days as a result of a Command Discipline.
- When the Board has recommended Instructions, Formalized Training or Command Discipline, the case is sent to the NYPD Commissioner to impose training and/or other penalties. Cases where the Board recommends charges are prosecuted by the CCRB’s Administrative Prosecution Unit.

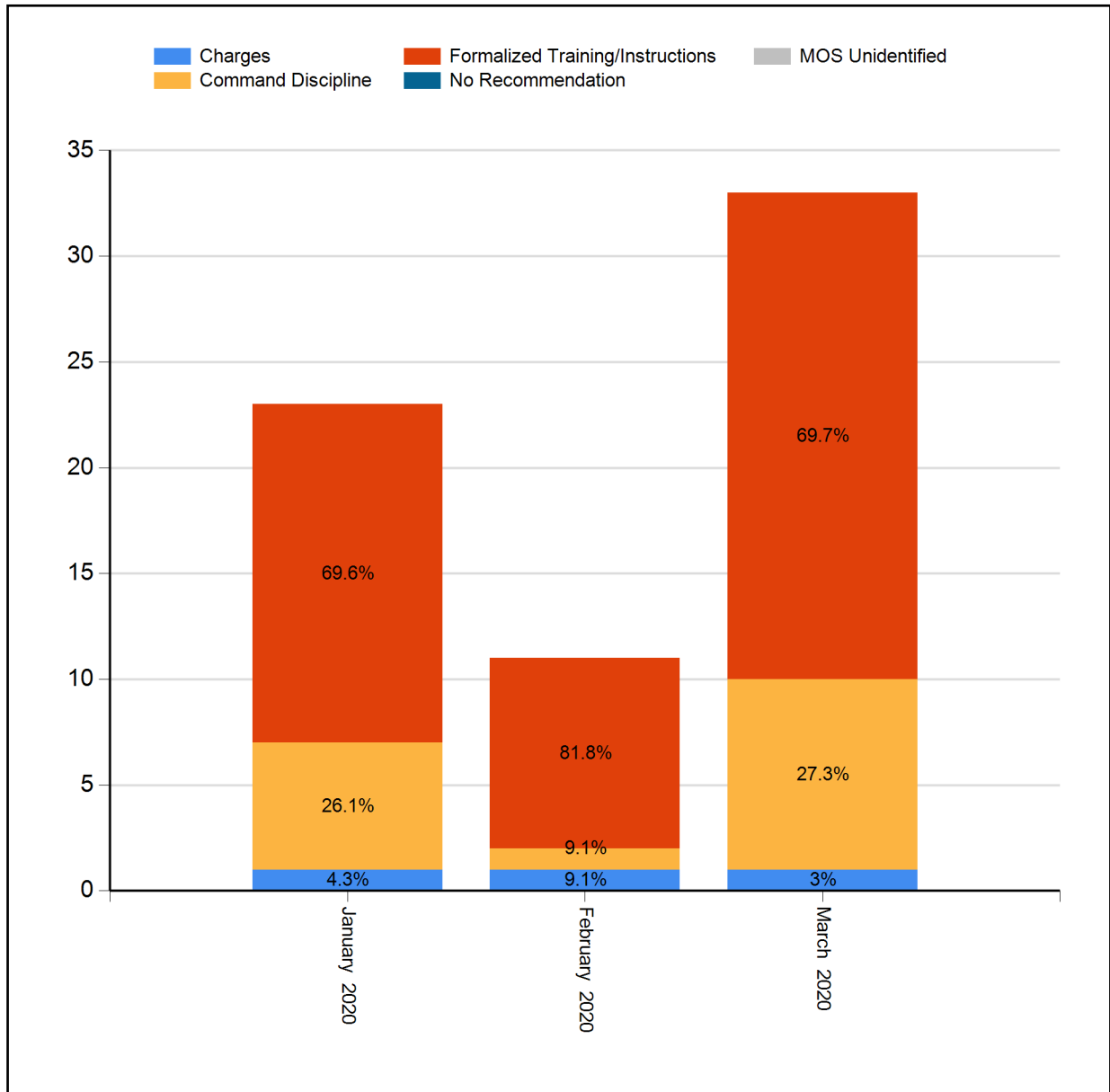
Figure 30: Board Discipline Recommendations For Substantiated Complaints*
(Mar 2019, Mar 2020, YTD 2019, YTD 2020)

Disposition	March 2019		March 2020		YTD 2019		YTD 2020	
	Count	%of Total	Count	%of Total	Count	%of Total	Count	%of Total
Charges	3	17%	1	3%	17	21%	3	4%
Command Discipline	10	56%	9	27%	36	45%	16	24%
Formalized Training	3	17%	5	15%	12	15%	17	25%
Instructions	2	11%	18	55%	15	19%	31	46%
MOS Unidentified	0	0%	0	0%	0	0%	0	0%
Total	18		33		80		67	

Due to the reconsideration process, counts are subject to change.

* A complaint containing a number of substantiated allegations against a number of different officers will typically generate a variety of different disciplinary recommendations. To determine the disciplinary recommendation associated with the complaint as a whole, the CCRB uses the most severe disciplinary recommendation made. The order of severity is: 1) Charges 2) Command Discipline 3) Formalized Training 4) Instructions.

Figure 31: Board Discipline Recommendations For Substantiated Complaints* (2020)



Due to the reconsideration process, counts are subject to change.

* A complaint containing a number of substantiated allegations against a number of different officers will typically generate a variety of different disciplinary recommendations. To determine the disciplinary recommendation associated with the complaint as a whole, the CCRB uses the most severe disciplinary recommendation made. The order of severity is: 1) Charges 2) Command Discipline 3) Formalized Training 4) Instructions.

Board Discipline Recommendations for Officers with Substantiated Allegations

A substantiated CCRB complaint may generate multiple substantiated allegations against multiple officers. Each substantiated allegation will carry its own discipline recommendation from the CCRB Board.

The following table presents the number of officers against whom discipline recommendations have been made as a result of a substantiated CCRB complaint. Where there are multiple substantiated allegations with multiple disciplinary recommendations for an officer in a complaint, the most severe disciplinary recommendation is used to determine the overall recommendation for that officer.

Figure 32: Board Discipline Recommendations for Officers with Substantiated Allegations*
(Mar 2019, Mar 2020, YTD 2019, YTD 2020)

Disposition	March 2019		March 2020		YTD 2019		YTD 2020	
	Count	%of Total	Count	%of Total	Count	%of Total	Count	%of Total
Charges	5	19.2%	3	6.2%	26	22.6%	5	5.1%
Command Discipline	13	50%	10	20.8%	53	46.1%	20	20.4%
Formalized Training	5	19.2%	7	14.6%	18	15.7%	26	26.5%
Instructions	3	11.5%	28	58.3%	18	15.7%	47	48%
MOS Unidentified	0	0%	0	0%	0	0%	0	0%
Total	26		48		115		98	

Due to the reconsideration process, counts are subject to change.

* The counts in this table reflect the number of distinct MOS with a substantiated allegation in each complaint.

Figure 33: Substantiated Allegations By Borough and NYPD Precinct (March 2020)

The figures in this table reflect all substantiated allegations for each MOS.

Board Disposition	FADO Category	Allegation	Precinct of Occurrence	Borough of Occurrence
Substantiated (Command Lvl Instructions)	Abuse of Authority	Sexual Misconduct (Sexual Humiliation)	1	Manhattan
Substantiated (Command Discipline A)	Abuse of Authority	Entry of Premises	14	Manhattan
Substantiated (Command Lvl Instructions)	Abuse of Authority	Threat of arrest	18	Manhattan
Substantiated (Command Lvl Instructions)	Abuse of Authority	Failure to provide RTKA card	18	Manhattan
Substantiated (Command Lvl Instructions)	Discourtesy	Word	32	Manhattan
Substantiated (Command Lvl Instructions)	Offensive Language	Gender	32	Manhattan
Substantiated (Command Lvl Instructions)	Abuse of Authority	Refusal to process civilian complaint	34	Manhattan
Substantiated (Command Discipline B)	Force	Radio as club	34	Manhattan
Substantiated (Charges)	Abuse of Authority	Strip-searched	40	Bronx
Substantiated (Charges)	Abuse of Authority	Strip-searched	40	Bronx
Substantiated (Charges)	Abuse of Authority	Strip-searched	40	Bronx
Substantiated (Command Lvl Instructions)	Abuse of Authority	Search (of person)	40	Bronx
Substantiated (Command Discipline A)	Abuse of Authority	Entry of Premises	42	Bronx
Substantiated (Command Discipline A)	Abuse of Authority	Refusal to obtain medical treatment	44	Bronx
Substantiated (Command Lvl Instructions)	Abuse of Authority	Seizure of property	44	Bronx
Substantiated (Command Discipline A)	Discourtesy	Word	44	Bronx
Substantiated (Formalized Training)	Abuse of Authority	Question	47	Bronx
Substantiated (Formalized Training)	Abuse of Authority	Question	47	Bronx
Substantiated (Formalized Training)	Abuse of Authority	Question	47	Bronx
Substantiated (Formalized Training)	Abuse of Authority	Failure to provide RTKA card	47	Bronx
Substantiated (Formalized Training)	Abuse of Authority	Failure to provide RTKA card	47	Bronx
Substantiated (Command Lvl Instructions)	Force	Physical force	47	Bronx
Substantiated (Formalized Training)	Abuse of Authority	Frisk	48	Bronx
Substantiated (Formalized Training)	Abuse of Authority	Failure to provide RTKA card	48	Bronx
Substantiated (Formalized Training)	Abuse of Authority	Entry of Premises	67	Brooklyn
Substantiated (Formalized Training)	Abuse of Authority	Search of Premises	67	Brooklyn
Substantiated (Command Discipline A)	Abuse of Authority	Interference with recording	69	Brooklyn
Substantiated (Command Discipline A)	Abuse of Authority	Failure to provide RTKA card	69	Brooklyn
Substantiated (Command Lvl Instructions)	Discourtesy	Word	69	Brooklyn
Substantiated (Command Lvl Instructions)	Abuse of Authority	Search of Premises	70	Brooklyn
Substantiated (Command Discipline A)	Force	Physical force	72	Brooklyn
Substantiated (Command Lvl Instructions)	Abuse of Authority	Failure to provide RTKA card	73	Brooklyn
Substantiated (Command Lvl Instructions)	Abuse of Authority	Failure to provide RTKA card	73	Brooklyn
Substantiated (Command Lvl Instructions)	Abuse of Authority	Refusal to provide name	76	Brooklyn
Substantiated (Command Lvl Instructions)	Abuse of Authority	Refusal to provide name	76	Brooklyn
Substantiated (Command Lvl Instructions)	Abuse of Authority	Refusal to provide shield number	76	Brooklyn
Substantiated (Command Lvl Instructions)	Abuse of Authority	Refusal to provide shield number	76	Brooklyn
Substantiated (Command Lvl Instructions)	Abuse of Authority	Frisk	78	Brooklyn
Substantiated (Command Lvl Instructions)	Abuse of Authority	Failure to provide RTKA card	78	Brooklyn
Substantiated (Formalized Training)	Abuse of Authority	Failure to provide RTKA card	79	Brooklyn

Board Disposition	FADO Category	Allegation	Precinct of Occurrence	Borough of Occurrence
Substantiated (Command Lvl Instructions)	Abuse of Authority	Failure to provide RTKA card	79	Brooklyn
Substantiated (Formalized Training)	Abuse of Authority	Failure to provide RTKA card	79	Brooklyn
Substantiated (Formalized Training)	Abuse of Authority	Failure to provide RTKA card	79	Brooklyn
Substantiated (Formalized Training)	Discourtesy	Other	79	Brooklyn
Substantiated (Command Discipline A)	Force	Physical force	84	Brooklyn
Substantiated (Command Discipline A)	Force	Physical force	84	Brooklyn
Substantiated (Command Discipline A)	Abuse of Authority	Interference with recording	90	Brooklyn
Substantiated (Command Lvl Instructions)	Abuse of Authority	Refusal to process civilian complaint	103	Queens
Substantiated (Command Lvl Instructions)	Discourtesy	Word	104	Queens
Substantiated (Command Lvl Instructions)	Abuse of Authority	Failure to provide RTKA card	114	Queens
Substantiated (Command Lvl Instructions)	Abuse of Authority	Failure to provide RTKA card	114	Queens
Substantiated (Command Lvl Instructions)	Abuse of Authority	Failure to provide RTKA card	114	Queens
Substantiated (Command Lvl Instructions)	Abuse of Authority	Failure to provide RTKA card	114	Queens
Substantiated (Command Lvl Instructions)	Abuse of Authority	Failure to provide RTKA card	114	Queens
Substantiated (Command Lvl Instructions)	Abuse of Authority	Failure to provide RTKA card	114	Queens
Substantiated (Formalized Training)	Abuse of Authority	Question	120	Staten Island
Substantiated (Formalized Training)	Discourtesy	Word	120	Staten Island
Substantiated (Formalized Training)	Discourtesy	Word	120	Staten Island
Substantiated (Command Lvl Instructions)	Abuse of Authority	Search (of person)	121	Staten Island
Substantiated (Command Lvl Instructions)	Abuse of Authority	Failure to provide RTKA card	121	Staten Island
Substantiated (Command Lvl Instructions)	Abuse of Authority	Failure to provide RTKA card	121	Staten Island
Substantiated (Command Discipline A)	Force	Physical force	121	Staten Island

Truncations

A “truncation” is a case that is not fully investigated, either because the complainant/alleged victim withdraws the complaint; is uncooperative with the investigation; is not available for the investigative team to interview; or is never identified. The CCRB constantly seeks to lower the number of truncations.

Figure 34: Truncated Allegations (March 2020)

	Withdrawn	Uncooperative	Unavailable	Civilian Unidentified	Pending Litigation*	Total
Force	10	36	6	2	26	80
Abuse of Authority	41	90	19	4	16	170
Discourtesy	4	17	1	0	1	23
Offensive Language	0	4	0	0	0	4
Total	55	147	26	6	43	277

Figure 35: Truncated CCRB Complaints (March 2020)

	Withdrawn	Uncooperative	Unavailable	Civilian Unidentified	Pending Litigation*	Total
Total	18	46	10	2	14	90

Figure 36: Truncated Allegations (YTD 2020)

	Withdrawn	Uncooperative	Unavailable	Civilian Unidentified	Pending Litigation*	Total
Force	31	137	57	5	96	326
Abuse of Authority	175	510	97	8	56	846
Discourtesy	25	59	17	0	13	114
Offensive Language	5	14	3	1	3	26
Total	236	720	174	14	168	1312

Figure 37: Truncated CCRB Complaints (YTD 2020)

	Withdrawn	Uncooperative	Unavailable	Civilian Unidentified	Pending Litigation*	Total
Total	92	246	76	6	55	475

*Pending Litigation is a truncation category added in August 2017. It indicates that the complaint was truncated due to the complainant/alleged victim's attorney.

Complaints Against Officers Assigned to Police Service Areas

The Police Service Areas (PSA) are commands that police New York City Housing Developments throughout the five boroughs. PSA complaints are defined as complaints that contain at least one FADO allegation against an officer assigned to a PSA command.

Figure 38: PSA Complaints Closed as % of Total Complaints Closed

	Mar 2019	Mar 2020	YTD 2019	YTD 2020
PSA Complaints	17	18	49	42
Total Complaints	449	239	1405	791
PSA Complaints as % of Total	3.8%	7.5%	3.5%	5.3%

A single PSA complaint may contain allegations against multiple officers assigned to multiple PSA commands. The following table breaks out the different PSAs and shows the number of officers assigned to each PSA against whom FADO allegations have been made.

Figure 39: Closed Complaints Against Officers Assigned to a PSA

	Mar 2019	Mar 2020	YTD 2019	YTD 2020
PSA 1	7	0	11	2
PSA 2	3	3	15	7
PSA 3	3	5	4	6
PSA 4	11	3	23	4
PSA 5	2	6	9	7
PSA 6	3	7	12	14
PSA 7	0	8	3	24
PSA 8	1	0	9	8
PSA 9	0	3	3	7
Total	30	35	89	79

Complaints typically contain more than one allegation. The following table shows the allegations made against officers assigned to PSA commands broken out by FADO type.

Figure 40: Closed Allegations Against Officers Assigned to a PSA by FADO Type

	Mar 2019		Mar 2020		YTD 2019		YTD 2020	
	Count	% of Total	Count	% of Total	Count	% of Total	Count	% of Total
Force (F)	11	31%	11	27%	30	27%	32	32%
Abuse of Authority (A)	19	54%	25	61%	63	57%	53	52%
Discourtesy (D)	5	14%	4	10%	10	9%	13	13%
Offensive Language (O)	0	0%	1	2%	7	6%	3	3%
Total	35	99%	41	100%	110	99%	101	100%

Dispositions of Officers Assigned to PSAs

The following tables show the Board disposition of officers assigned to a PSA with a FADO allegation made against them.

Figure 41: Disposition of PSA Officers (2019 vs 2020)

Full Investigations	Mar 2019		Mar 2020		YTD 2019		YTD 2020	
	Count	%of Total	Count	%of Total	Count	%of Total	Count	%of Total
Substantiated	0	0%	4	24%	5	13%	8	22%
Exonerated	6	46%	5	29%	14	37%	18	49%
Unfounded	4	31%	3	18%	4	11%	3	8%
Unsubstantiated	3	23%	5	29%	15	39%	8	22%
MOS Unidentified	0	0%	0	0%	0	0%	0	0%
Total - Full Investigations	13		17		38		37	
Mediation Closures	Count	%of Total	Count	%of Total	Count	%of Total	Count	%of Total
Mediated	1	33%	1	100%	1	33%	2	100%
Mediation Attempted	2	67%	0	0%	2	67%	0	0%
Total - ADR Closures	3		1		3		2	
Resolved Case Total	16	53%	18	51%	41	46%	39	49%
Truncations / Other Closures	Count	%of Total	Count	%of Total	Count	%of Total	Count	%of Total
Complaint withdrawn	3	21%	1	6%	10	21%	6	15%
Complainant/Alleged Victim/Witness uncooperative	7	50%	15	88%	26	54%	25	62%
Complainant/Alleged Victim/Witness unavailable	1	7%	0	0%	4	8%	4	10%
Alleged Victim unidentified	0	0%	0	0%	0	0%	0	0%
Closed - Pending Litigation*	3	21%	1	6%	8	17%	5	12%
Miscellaneous	0	0%	0	0%	0	0%	0	0%
Administrative closure*	0	0%	0	0%	0	0%	0	0%
Total - Other Case Dispositions	14		17		48		40	
Total - Closed Cases	30		35		89		79	

* Closed - Pending Litigation is a truncation category added in August 2017. It indicates that the complaint was truncated due to the complainant/alleged victim's attorney.

**Administrative closure is a special category that deals with NYPD's Internal Affairs Bureau-referred cases or spin off cases with no complainant/alleged victim, and in which CCRB attempts to locate or identify a complainant/alleged victim has yielded no results.

Mediation Unit

Whenever mediation between a complainant/alleged victim and subject officer is suitable, it is offered by CCRB investigators. If the complainant/alleged victim and subject officer both agree to participate, a neutral, third-party mediator facilitates a conversation between the parties. “Mediation Attempted” refers to a situation in which an officer agrees to mediate and the complainant becomes unavailable (after the complainant initially agreed to mediation). The chart below indicates the number of mediations and attempted mediations in March and this year.

Figure 42: Mediated Complaints Closed

	March 2020			YTD 2020		
	Mediated	Mediation Attempted	Total	Mediated	Mediation Attempted	Total
Mediated Complaints	6	0	6	29	0	29

Figure 43: Mediated FADO Allegations Closed

	March 2020			YTD 2020		
	Mediated	Mediation Attempted	Total	Mediated	Mediation Attempted	Total
Force	0	0	0	1	0	1
Abuse of Authority	17	0	17	61	0	61
Discourtesy	4	0	4	11	0	11
Offensive Language	2	0	2	3	0	3
Total	23	0	23	76	0	76

Figure 44: Mediated Complaints By Borough (March 2020)

	Mediations
	0
Bronx	1
Brooklyn	2
Manhattan	1
Queens	1
Staten Island	1

Figure 45: Mediated Allegations By Borough (March 2020)

	Mediations
Bronx	5
Brooklyn	12
Manhattan	3
Queens	2
Staten Island	1

**Figure 46: Mediated Complaints By Precinct
(Mar 2020 - YTD 2020)**

Precinct	Mar 2020	YTD 2020	Precinct	Mar 2020	YTD 2020
19	0	1	62	0	1
23	0	1	67	0	1
24	0	1	71	1	1
28	1	2	75	0	1
34	0	1	78	0	3
43	0	1	81	1	1
44	0	1	84	0	1
45	0	1	103	0	1
47	1	1	104	0	1
50	0	2	107	1	1
52	0	1	110	0	1
61	0	1	121	0	1
			122	1	1

**Figure 47: Mediated Allegations By Precinct
(Mar 2020 - YTD 2020)**

Precinct	Mar 2020	YTD 2020	Precinct	Mar 2020	YTD 2020
19	0	5	62	0	1
23	0	1	67	0	2
24	0	1	71	9	9
28	3	4	75	0	8
34	0	2	78	0	4
43	0	3	81	3	3
44	0	1	84	0	1
45	0	1	103	0	4
47	5	5	104	0	1
50	0	2	107	2	2
52	0	9	110	0	1
61	0	2	121	0	3
			122	1	1

Administrative Prosecution Unit

The CCRB’s Administrative Prosecution Unit (APU) prosecutes police misconduct cases when the Board has recommended charges, in the NYPD Trial Room. The APU is also able to offer pleas to officers who admit guilt rather than going to trial. Following a plea agreement or the conclusion of a disciplinary trial, cases are sent to the Police Commissioner for final penalties.

Figure 48: Administrative Prosecution Unit Case Closures

Disposition Category	Prosecution Disposition	Mar 2020	YTD 2020
Disciplinary Action	Not guilty after trial but Discipline Imposed	0	0
	Guilty after trial	0	0
	Trial verdict dismissed by PC, Comm. Disc. A imposed	0	0
	Trial verdict dismissed by PC, Comm. Disc. B imposed	0	0
	Trial verdict dismissed by PC, Formalized Training imposed	0	0
	Trial verdict dismissed by PC, Instructions imposed	0	0
	Trial verdict reversed by PC, Final verdict Guilty	0	0
	Resolved by plea	0	1
	Plea set aside, Comm. Disc. B	0	0
	Plea set aside, Comm. Disc. A	0	0
	Plea set aside, Formalized Training	0	0
	Plea set aside, Instructions	0	0
	*Retained, with discipline	0	3
	Disciplinary Action Total		0
No Disciplinary Action	Not guilty after trial	0	0
	Trial verdict reversed by PC, Final verdict Not Guilty	3	3
	Plea set aside, Without discipline	0	0
	**Retained, without discipline	0	0
	Dismissed by APU	0	0
	SOL Expired in APU	0	0
	No Disciplinary Action Total		3
Not Adjudicated	Charges not filed	0	0
	Deceased	0	0
	Other	0	0
	***Previously adjudicated, with discipline	0	0
	***Previously adjudicated, without discipline	0	0
	†Reconsidered by CCRB Board	0	0
	Retired	0	0
	SOL Expired prior to APU	0	0
	Not Adjudicated Total		0
	Total Closures	3	7

*Retained cases are those in which the Department kept jurisdiction pursuant to Section 2 of the April 2, 2012 Memorandum of Understanding between the NYPD and the CCRB.

** When the Department keeps jurisdiction pursuant to Section 2 and does not impose any discipline on the officer, it is the equivalent of a category referred to as "Department Unable to Prosecute" (DUP). Cases are referred to as DUP when the department decides that it will not discipline an officer against whom the Board recommended discipline other than charges.

*** In some cases, the Department conducts its own investigation and prosecution prior to the completion of the CCRB's investigation. In those cases, the APU does not conduct a second prosecution.

† Under the Board's reconsideration process, an officer who has charges recommended as the penalty for a substantiated allegation may have the recommended penalty changed to something other than charges or have the disposition changed to something other than substantiated. In those cases, the APU ceases its prosecution.

NYPD Discipline

Under the New York City Charter, the Police Commissioner makes the final decision regarding discipline and the outcome of disciplinary trials.

The first chart reflects NYPD-imposed discipline for cases brought by the APU (Charges).

The chart on the following page reflects cases referred to the Police Commissioner where the Board recommended Command Discipline, Formalized Training or Instructions.

Figure 49: NYPD Discipline Imposed for Adjudicated APU Cases

Discipline*	March 2020	YTD 2020
Terminated	0	0
Suspension for or loss of vacation time of 31 or more days and/or Dismissal Probation	0	0
Suspension for or loss of vacation time of 21 to 30 days	0	0
Suspension for or loss of vacation time of 11 to 20 days	0	1
Suspension for or loss of vacation time of 1 to 10 days	0	0
Command Discipline B	0	0
Command Discipline A	0	3
Formalized Training**	0	0
Instructions***	0	0
Warned & Admonished/Reprimanded	0	0
Disciplinary Action† Total	0	4
No Disciplinary Action†	3	3
Adjudicated Total	3	7
Discipline Rate	0%	57%
Not Adjudicated† Total	0	0
Total Closures	3	7

*Where more than one penalty is imposed on a respondent, it is reported under the more severe penalty.

** Formalized training is conducted by the Police Academy, the NYPD Legal Bureau, or other NYPD Unit.

*** Instructions are conducted at the command level.

† The case closure types that define the "Disciplinary Action", "No Disciplinary Action" and "Not Adjudicated" categories are listed in Figure 43 on the previous page.

Figure 50: NYPD Discipline Imposed for Non-APU Cases

Disposition	Disposition Type*	March 2020	YTD 2020
Disciplinary Action	Terminated	0	0
	Suspension for or loss of vacation time of 31 or more days and/or Dismissal Probation	0	0
	Suspension for or loss of vacation time of 21 to 30 days	0	0
	Suspension for or loss of vacation time of 11 to 20 days	0	0
	Suspension for or loss of vacation time of 1 to 10 days	0	0
	Command Discipline B	0	11
	Command Discipline A	0	19
	Formalized Training**	0	15
	Instructions***	0	13
	Warned & admonished/Reprimanded	0	0
	Total	0	58
No Disciplinary Action	Filed ††	0	1
	SOL Expired	0	0
	Department Unable to Prosecute†††	0	10
	No Finding ††††	0	2
	Total	0	13
	Discipline Rate	0%	82%
	DUP Rate	0%	14%

*Where the respondent is found guilty of charges, and the penalty imposed would fall into more than one of the above listed categories, it is reported under the more severe penalty.

** Formalized training is conducted by the Police Academy, the NYPD Legal Bureau, or other NYPD Unit.

*** Instructions are conducted at the command level.

† Trial outcomes in non-APU cases typically involve MOS who turned down command discipline, prompting the police department to proceed with charges.

†† "Filed" is a term used when the police department is not required to take action against the subject officer because the officer has resigned or retired from the department, or has been terminated.

††† When the department decides that it will not discipline an officer against whom the Board recommended discipline other than charges, those cases are referred to as "Department Unable to Prosecute," or DUP.

†††† "No Finding" refers to cases which the department reports as "Administratively Closed."

Due to the COVID-19 crisis, NYPD discipline decisions for non-APU cases were not reported for March, 2020.

Figure 51: NYPD Discipline Imposed for Allegations - Non-APU Cases (March 2020)

Board Disposition	FADO Type	Allegation	Precinct	Borough	NYPD Discipline
-------------------	-----------	------------	----------	---------	-----------------

Due to the COVID-19 crisis, NYPD discipline decisions for non-APU cases were not reported for March, 2020.

Figure 52: NYPD Discipline Imposed for Allegations - APU Adjudicated Cases (March 2020)

Board Disposition	FADO Type	Allegation	Precinct	Borough	NYPD Discipline
Substantiated (Charges)	A	Entry of Premises	25	Manhattan	No Discipline (Trial verdict reversed by PC, Final verdict Not Guilty)
Substantiated (Charges)	A	Entry of Premises	25	Manhattan	No Discipline (Trial verdict reversed by PC, Final verdict Not Guilty)
Substantiated (Charges)	A	Entry of Premises	25	Manhattan	No Discipline (Trial verdict reversed by PC, Final verdict Not Guilty)

Appendix

Over the years, the CCRB has made many types of data publicly available. In reorganizing the Monthly Report, we do not intend to remove any valuable information from the public domain. However, the Agency believes that some information is essential to place in the main body of the Monthly Report, while more granular charts and figures are better suited to the Appendix. We welcome you to contact the CCRB at www.nyc.gov or 212-912-7235 if you are having difficulty finding information on CCRB data that was formerly available.

Figure 53: CCRB Open Docket - Age of CCRB Cases Based On Incident Date

	March 2020		February 2020		Change	% Change
	Count	% of Total	Count	% of Total		
Cases 0-4 Months	1418	56.6%	1324	55.5%	94	7.1%
Cases 5-7 Months	470	18.8%	488	20.5%	-18	-3.7%
Cases 8 Months	138	5.5%	135	5.7%	3	2.2%
Cases 9 Months	121	4.8%	94	3.9%	27	28.7%
Cases 10 Months	85	3.4%	87	3.6%	-2	-2.3%
Cases 11 Months	73	2.9%	66	2.8%	7	10.6%
Cases 12 Months	58	2.3%	41	1.7%	17	41.5%
Cases 13 Months	33	1.3%	45	1.9%	-12	-26.7%
Cases 14 Months	35	1.4%	27	1.1%	8	29.6%
Cases 15 Months	23	0.9%	25	1.0%	-2	-8.0%
Cases 16 Months	18	0.7%	15	0.6%	3	20.0%
Cases 17 Months	5	0.2%	6	0.3%	-1	-16.7%
Cases 18 Months	1	0.0%	3	0.1%	-2	-66.7%
Cases Over 18 Months	28	1.1%	29	1.2%	-1	-3.4%
NA	0	0.0%	0	0.0%	0	NA
Total	2506	100.0%	2385	100.0%	121	5.1%

Figure 54: CCRB Open Docket - Age of CCRB Cases Based On CCRB Received Date

	March 2020		February 2020		Change	% Change
	Count	% of Total	Count	% of Total		
Cases 0-4 Months	1591	63.5%	1491	62.5%	100	6.7%
Cases 5-7 Months	440	17.6%	451	18.9%	-11	-2.4%
Cases 8 Months	115	4.6%	118	4.9%	-3	-2.5%
Cases 9 Months	105	4.2%	99	4.2%	6	6.1%
Cases 10 Months	85	3.4%	63	2.6%	22	34.9%
Cases 11 Months	52	2.1%	48	2.0%	4	8.3%
Cases 12 Months	43	1.7%	35	1.5%	8	22.9%
Cases 13 Months	26	1.0%	24	1.0%	2	8.3%
Cases 14 Months	16	0.6%	20	0.8%	-4	-20.0%
Cases 15 Months	14	0.6%	17	0.7%	-3	-17.6%
Cases 16 Months	9	0.4%	12	0.5%	-3	-25.0%
Cases 17 Months	3	0.1%	0	0.0%	3	NA
Cases 18 Months	0	0.0%	1	0.0%	-1	NA
Cases Over 18 Months	7	0.3%	6	0.3%	1	16.7%
NA	0	0.0%	0	0.0%	0	NA
Total	2506	100.0%	2385	100.0%	121	5.1%

Figure 55: CCRB Investigations Docket - Age of CCRB Cases Based On Incident Date

	March 2020		February 2020		Change	% Change
	Count	% of Total	Count	% of Total		
Cases 0-4 Months	716	59.8%	681	57.7%	35	5.1%
Cases 5-7 Months	203	17.0%	225	19.1%	-22	-9.8%
Cases 8 Months	66	5.5%	62	5.3%	4	6.5%
Cases 9 Months	53	4.4%	47	4.0%	6	12.8%
Cases 10 Months	38	3.2%	42	3.6%	-4	-9.5%
Cases 11 Months	37	3.1%	40	3.4%	-3	-7.5%
Cases 12 Months	29	2.4%	19	1.6%	10	52.6%
Cases 13 Months	14	1.2%	24	2.0%	-10	-41.7%
Cases 14 Months	14	1.2%	13	1.1%	1	7.7%
Cases 15 Months	8	0.7%	7	0.6%	1	14.3%
Cases 16 Months	3	0.3%	2	0.2%	1	50.0%
Cases 17 Months	0	0.0%	1	0.1%	-1	NA
Cases 18 Months	1	0.1%	1	0.1%	0	0.0%
Cases Over 18 Months	15	1.3%	16	1.4%	-1	-6.3%
NA	0	0.0%	0	0.0%	0	NA
Total	1197	100.0%	1180	100.0%	17	1.4%

Figure 56: CCRB DA Hold Docket - Age of CCRB Cases Based On Incident Date

	March 2020	
	Count	% of Total
Cases 0-4 Months	1	33.3%
Cases 5-7 Months	0	0.0%
Cases 8 Months	0	0.0%
Cases 9 Months	0	0.0%
Cases 10 Months	0	0.0%
Cases 11 Months	1	33.3%
Cases 12 Months	0	0.0%
Cases 13 Months	0	0.0%
Cases 14 Months	0	0.0%
Cases 15 Months	0	0.0%
Cases 16 Months	0	0.0%
Cases 17 Months	0	0.0%
Cases 18 Months	0	0.0%
Cases Over 18 Months	1	33.3%
NA	0	0.0%
Total	3	100.0%

Figure 57: Disposition of Force Allegations (YTD 2020)

Force Allegation	Substantiated		Exonerated		Unsubstantiated		Unfounded		Officer Unidentified		Miscellaneous	
	Count	%	Count	%	Count	%	Count	%	Count	%	Count	%
Gun Pointed	0	0%	6	40%	6	40%	1	6.7%	2	13.3%	0	0%
Gun fired	0	0.0%	0	0.0%	0	0.0%	0	0.0%	0	0.0%	0	0.0%
Nightstick as club (incl asp & baton)	0	0%	1	33.3%	2	66.7%	0	0%	0	0%	0	0%
Gun as club	0	0.0%	0	0.0%	0	0.0%	0	0.0%	0	0.0%	0	0.0%
Radio as club	1	100%	0	0%	0	0%	0	0%	0	0%	0	0%
Flashlight as club	0	0.0%	0	0.0%	0	0.0%	0	0.0%	0	0.0%	0	0.0%
Police shield	0	0.0%	0	0.0%	0	0.0%	0	0.0%	0	0.0%	0	0.0%
Vehicle	0	0%	0	0%	0	0%	1	100%	0	0%	0	0%
Other blunt instrument as a club	0	0%	0	0%	0	0%	0	0%	1	100%	0	0%
Hit against inanimate object	0	0%	1	11.1%	5	55.6%	2	22.2%	1	11.1%	0	0%
Chokehold	0	0%	0	0%	3	42.9%	3	42.9%	1	14.3%	0	0%
Pepper spray	0	0%	0	0%	7	100%	0	0%	0	0%	0	0%
Physical force	7	3.7%	89	46.8%	43	22.6%	39	20.5%	12	6.3%	0	0%
Handcuffs too tight	0	0%	0	0%	2	100%	0	0%	0	0%	0	0%
Nonlethal restraining device	0	0%	6	85.7%	0	0%	1	14.3%	0	0%	0	0%
Animal	0	0.0%	0	0.0%	0	0.0%	0	0.0%	0	0.0%	0	0.0%
Other	0	0%	0	0%	1	50%	1	50%	0	0%	0	0%
Restricted Breathing	0	0%	0	0%	7	70%	1	10%	2	20%	0	0%
Total	8	3.1%	103	40.4%	76	29.8%	49	19.2%	19	7.5%	0	0%

Figure 58: Disposition of Abuse of Authority Allegations (YTD 2020)

Abuse of Authority Allegation	Substantiated		Exonerated		Unsubstantiated		Unfounded		Officer Unidentified		Miscellaneous	
	Count	%	Count	%	Count	%	Count	%	Count	%	Count	%
Gun Drawn	0	0%	5	83.3%	1	16.7%	0	0%	0	0%	0	0%
Entry of Premises	11	13.1%	55	65.5%	11	13.1%	2	2.4%	5	6%	0	0%
Strip-searched	4	36.4%	0	0%	6	54.5%	1	9.1%	0	0%	0	0%
Vehicle stop	0	0%	27	69.2%	10	25.6%	0	0%	2	5.1%	0	0%
Vehicle search	4	8%	22	44%	21	42%	1	2%	2	4%	0	0%
Threat of summons	0	0%	7	87.5%	1	12.5%	0	0%	0	0%	0	0%
Threat of arrest	4	5.1%	41	52.6%	21	26.9%	7	9%	5	6.4%	0	0%
Threat to notify ACS	0	0%	0	0%	0	0%	0	0%	1	100%	0	0%
Threat of force (verbal or physical)	2	6.1%	10	30.3%	14	42.4%	4	12.1%	3	9.1%	0	0%
Threat to damage/seize property	0	0%	8	61.5%	2	15.4%	1	7.7%	2	15.4%	0	0%
Property damaged	3	16.7%	1	5.6%	4	22.2%	1	5.6%	9	50%	0	0%
Refusal to process civilian complaint	3	20%	0	0%	9	60%	0	0%	3	20%	0	0%
Retaliatory arrest	6	100%	0	0%	0	0%	0	0%	0	0%	0	0%
Retaliatory summons	0	0%	1	33.3%	2	66.7%	0	0%	0	0%	0	0%
Refusal to obtain medical treatment	2	16.7%	0	0%	4	33.3%	4	33.3%	2	16.7%	0	0%
Improper dissemination of medical info	0	0.0%	0	0.0%	0	0.0%	0	0.0%	0	0.0%	0	0.0%
Other	1	10%	4	40%	4	40%	1	10%	0	0%	0	0%
Seizure of property	2	9.1%	14	63.6%	4	18.2%	0	0%	2	9.1%	0	0%
Refusal to show search warrant	0	0%	1	25%	3	75%	0	0%	0	0%	0	0%
Frisk	6	11.8%	21	41.2%	16	31.4%	1	2%	7	13.7%	0	0%
Search (of person)	3	8.6%	8	22.9%	16	45.7%	0	0%	8	22.9%	0	0%
Stop	3	6.2%	25	52.1%	13	27.1%	0	0%	7	14.6%	0	0%
Question	4	12.5%	9	28.1%	8	25%	2	6.2%	9	28.1%	0	0%
Refusal to show arrest warrant	0	0%	1	100%	0	0%	0	0%	0	0%	0	0%
Interference with recording	4	22.2%	6	33.3%	2	11.1%	5	27.8%	1	5.6%	0	0%
Search of recording device	0	0%	0	0%	6	75%	2	25%	0	0%	0	0%
Electronic device information deletion	0	0%	0	0%	2	100%	0	0%	0	0%	0	0%
Forcible Removal to Hospital	0	0%	51	91.1%	2	3.6%	3	5.4%	0	0%	0	0%
Threat re: removal to hospital	0	0%	0	0%	1	100%	0	0%	0	0%	0	0%

Threat re: immigration status	0	0.0%	0	0.0%	0	0.0%	0	0.0%	0	0.0%	0	0.0%
Disseminated immigration status	0	0.0%	0	0.0%	0	0.0%	0	0.0%	0	0.0%	0	0.0%
Questioned immigration status	0	0%	0	0%	0	0%	2	100%	0	0%	0	0%
Search of Premises	6	12.8%	26	55.3%	12	25.5%	1	2.1%	2	4.3%	0	0%
Sex Miscon (Sexual Harassment, Verbal)	0	0%	0	0%	4	80%	0	0%	1	20%	0	0%
Sex Miscon (Sexual Harassment, Gesture)	0	0.0%	0	0.0%	0	0.0%	0	0.0%	0	0.0%	0	0.0%
Sexual Misconduct (Sexual Humiliation)	4	80%	0	0%	0	0%	1	20%	0	0%	0	0%
Sex Miscon (Sexual/Romantic Proposition)	0	0%	0	0%	2	66.7%	0	0%	1	33.3%	0	0%
Sex Miscon (Sexually Motivated Arrest)	0	0.0%	0	0.0%	0	0.0%	0	0.0%	0	0.0%	0	0.0%
Sex Miscon (Sexually Motivated Stop)	0	0.0%	0	0.0%	0	0.0%	0	0.0%	0	0.0%	0	0.0%
Sex Miscon (Sexually Motivated Frisk)	0	0.0%	0	0.0%	0	0.0%	0	0.0%	0	0.0%	0	0.0%
Sex Miscon (Sexually Motivated Search)	0	0.0%	0	0.0%	0	0.0%	0	0.0%	0	0.0%	0	0.0%
Sex Miscon (Sexually Motiv Strip-Search)	0	0.0%	0	0.0%	0	0.0%	0	0.0%	0	0.0%	0	0.0%
Sex Miscon (Sexually Motiv Vehicle Stop)	0	0.0%	0	0.0%	0	0.0%	0	0.0%	0	0.0%	0	0.0%
Sex Miscon (Sexually Motiv Photo/Video)	0	0.0%	0	0.0%	0	0.0%	0	0.0%	0	0.0%	0	0.0%
Sex Miscon (Sexually Motivated Summons)	0	0.0%	0	0.0%	0	0.0%	0	0.0%	0	0.0%	0	0.0%
Photography/Videography	0	0%	2	28.6%	2	28.6%	1	14.3%	2	28.6%	0	0%
Body Cavity Searches	0	0%	1	20%	2	40%	2	40%	0	0%	0	0%
Refusal to provide name	4	7.8%	0	0%	29	56.9%	14	27.5%	4	7.8%	0	0%
Refusal to provide shield number	6	11.1%	0	0%	28	51.9%	14	25.9%	6	11.1%	0	0%
Failure to provide RTKA card	33	56.9%	1	1.7%	13	22.4%	0	0%	11	19%	0	0%
Failed to Obtain Language Interpretation	1	100%	0	0%	0	0%	0	0%	0	0%	0	0%
Sex Miscon (Sexually Motivated Question)	0	0.0%	0	0.0%	0	0.0%	0	0.0%	0	0.0%	0	0.0%
Total	116	12.8%	347	38.4%	275	30.5%	70	7.8%	95	10.5%	0	0%

Figure 59: Disposition of Discourtesy Allegations (YTD 2020)

Discourtesy Allegation	Substantiated		Exonerated		Unsubstantiated		Unfounded		Officer Unidentified		Miscellaneous	
	Count	%	Count	%	Count	%	Count	%	Count	%	Count	%
Word	22	19.6%	17	15.2%	46	41.1%	11	9.8%	16	14.3%	0	0%
Gesture	0	0.0%	0	0.0%	0	0.0%	0	0.0%	0	0.0%	0	0.0%
Demeanor/tone	0	0%	0	0%	2	100%	0	0%	0	0%	0	0%
Action	1	7.1%	0	0%	7	50%	4	28.6%	2	14.3%	0	0%
Other	1	50%	1	50%	0	0%	0	0%	0	0%	0	0%
Total	24	18.5%	18	13.8%	55	42.3%	15	11.5%	18	13.8%	0	0%

Figure 60: Disposition of Offensive Language Allegations (YTD 2020)

Offensive Language Allegation	Substantiated		Exonerated		Unsubstantiated		Unfounded		Officer Unidentified		Miscellaneous	
	Count	%	Count	%	Count	%	Count	%	Count	%	Count	%
Race	0	0%	0	0%	3	42.9%	1	14.3%	3	42.9%	0	0%
Ethnicity	1	50%	0	0%	1	50%	0	0%	0	0%	0	0%
Religion	0	0%	0	0%	1	100%	0	0%	0	0%	0	0%
Sexual orientation	0	0%	0	0%	1	50%	1	50%	0	0%	0	0%
Physical disability	1	50%	0	0%	0	0%	0	0%	1	50%	0	0%
Other	0	0%	0	0%	1	25%	1	25%	2	50%	0	0%
Gender Identity	0	0.0%	0	0.0%	0	0.0%	0	0.0%	0	0.0%	0	0.0%
Gender	2	22.2%	0	0%	5	55.6%	2	22.2%	0	0%	0	0%
Total	4	14.8%	0	0%	12	44.4%	5	18.5%	6	22.2%	0	0%

Figure 61: Administrative Prosecutions Unit Open Docket (March 2020)

Case Stage	Cases	Percent
Trial commenced	0	0%
Awaiting filing of charges	3	3%
Charges filed, awaiting service	32	34%
Charges served, CORD/SoEH/DCS pending	38	41%
Charges served, Conference Date Requested	2	2%
Calendared for court appearance	8	9%
Case Off Calendar - Subsequent Appearance Pending	5	5%
Trial scheduled	3	3%
Plea agreed - paperwork pending	2	2%
Total	93	100%

CORD is the CO's Report on MOS facing discipline.
 SoEH is the Summary of Employment History.
 DCS is the Disciplinary Cover Sheet.

Figure 62: Administrative Prosecutions Unit Cases Awaiting Final Disposition (March 2020)

Case Stage	Cases	Percent
Disposition modified, awaiting final disp.	2	6%
Plea filed - awaiting approval by PC	7	22%
Verdict rendered - awaiting approval by PC	22	69%
Verdict rendered - Fogel response due	0	0%
Trial completed, awaiting verdict	1	3%
Total	32	100%

A Fogel response is a letter to the Trial Commissioner with comments from the CCRB on the Trial Commissioner's report and recommendation.

Figure 63: Officers With CCRB Complaints Closed in 2020 by Command

Patrol Services Bureau	Substantiated MOS Mar 2020	Substantiated MOS YTD 2020	Total MOS Mar 2020	Total MOS YTD 2020
Patrol Borough Manhattan South Total	2	3	22	58
Patrol Borough Manhattan North Total	2	2	27	67
Patrol Borough Bronx Total	10	19	44	132
Patrol Borough Brooklyn South Total	9	17	56	136
Patrol Borough Brooklyn North Total	1	14	21	104
Patrol Borough Queens South Total	1	4	28	65
Patrol Borough Queens North Total	1	5	29	65
Patrol Borough Staten Island Total	5	8	11	27
Special Operations Division Total	3	4	3	7
Other Patrol Services Bureau Commands Total	0	0	0	0
Total	34	76	241	661
Other Bureaus				
Traffic Control Division Total	1	1	5	11
Transit Bureau Total	1	2	9	47
Housing Bureau Total	4	7	37	80
Organized Crime Control Bureau Total	3	3	14	31
Detective Bureau Total	5	6	15	29
Other Bureaus Total	0	1	5	23
Total	14	20	85	221
Other Commands				
Deputy Commissioners and Miscellaneous Commands Total	0	1	7	12
Undetermined	0	1	2	15
Total	48	98	335	909

Table shows MOS command as recorded at the time of complaint.

Figure 64A: Officers With CCRB Complaints Closed in 2020 by Command - Patrol Borough Manhattan South

Manhattan South	Substantiated MOS Mar 2020	Substantiated MOS YTD 2020	Total MOS Mar 2020	Total MOS YTD 2020
001 Precinct	1	1	4	8
005 Precinct	0	0	0	1
006 Precinct	0	0	0	2
007 Precinct	0	0	0	1
009 Precinct	0	1	3	10
010 Precinct	0	0	0	1
013 Precinct	0	0	2	4
Midtown South Precinct	1	1	9	15
017 Precinct	0	0	1	8
Midtown North Precinct	0	0	1	5
Precincts Total	2	3	20	55
Patrol Borough Manhattan South Task Force	0	0	1	1
Patrol Borough Manhattan South HQ	0	0	0	1
Patrol Borough Manhattan South Anti-Crime Unit	0	0	1	1
Patrol Borough Manhattan South Total	2	3	22	58

Table shows MOS command as recorded at the time of complaint.

Figure 64B: Officers With CCRB Complaints Closed in 2020 by Command - Patrol Borough Manhattan North

Manhattan North	Substantiated MOS Mar 2020	Substantiated MOS YTD 2020	Total MOS Mar 2020	Total MOS YTD 2020
019 Precinct	0	0	0	7
020 Precinct	0	0	0	0
023 Precinct	0	0	5	6
024 Precinct	0	0	1	4
025 Precinct	0	0	4	7
026 Precinct	0	0	4	7
Central Park Precinct	0	0	0	2
028 Precinct	0	0	4	16
030 Precinct	0	0	1	2
032 Precinct	0	0	0	4
033 Precinct	0	0	2	3
034 Precinct	2	2	6	9
Precincts Total	2	2	27	67
Patrol Borough Manhattan North Task Force	0	0	0	0
Patrol Borough Manhattan North HQ	0	0	0	0
Patrol Borough Manhattan North Anti-Crime Unit	0	0	0	0
Manhattan North Impact Response Team	0	0	0	0
Patrol Borough Manhattan North Total	2	2	27	67

Table shows MOS command as recorded at the time of complaint.

Figure 64C: Officers With CCRB Complaints Closed in 2020 by Command - Patrol Borough Bronx

Bronx	Substantiated MOS Mar 2020	Substantiated MOS YTD 2020	Total MOS Mar 2020	Total MOS YTD 2020
040 Precinct	1	1	2	10
041 Precinct	0	0	1	2
042 Precinct	1	1	6	6
043 Precinct	0	1	3	12
044 Precinct	3	8	9	39
045 Precinct	0	0	0	6
046 Precinct	0	2	2	10
047 Precinct	3	4	8	16
048 Precinct	2	2	4	9
049 Precinct	0	0	0	3
050 Precinct	0	0	0	3
052 Precinct	0	0	8	14
Precincts Total	10	19	43	130
Patrol Borough Bronx Task Force	0	0	0	0
Patrol Borough Bronx HQ	0	0	1	2
Patrol Borough Bronx Anti-Crime Unit	0	0	0	0
Bronx Impact Response Team	0	0	0	0
Patrol Borough Bronx Total	10	19	44	132

Table shows MOS command as recorded at the time of complaint.

Figure 64D: Officers With CCRB Complaints Closed in 2020 by Command - Patrol Borough Brooklyn South

Brooklyn South	Substantiated MOS Mar 2020	Substantiated MOS YTD 2020	Total MOS Mar 2020	Total MOS YTD 2020
060 Precinct	0	0	2	7
061 Precinct	0	0	0	2
062 Precinct	1	5	1	9
063 Precinct	0	0	3	7
066 Precinct	0	0	3	9
067 Precinct	1	2	15	29
068 Precinct	0	0	2	7
069 Precinct	3	3	4	7
070 Precinct	1	4	15	31
071 Precinct	0	0	5	8
072 Precinct	0	0	0	5
076 Precinct	2	2	2	6
078 Precinct	1	1	4	6
Precincts Total	9	17	56	133
Patrol Borough Brooklyn South Task Force	0	0	0	1
Patrol Borough Brooklyn South HQ	0	0	0	0
Patrol Borough Brooklyn South Anti-Crime Unit	0	0	0	2
Brooklyn South Impact Response Team	0	0	0	0
Patrol Borough Brooklyn South Total	9	17	56	136

Table shows MOS command as recorded at the time of complaint.

Figure 64E: Officers With CCRB Complaints Closed in 2020 by Command - Patrol Borough Brooklyn North

Brooklyn North	Substantiated MOS Mar 2020	Substantiated MOS YTD 2020	Total MOS Mar 2020	Total MOS YTD 2020
073 Precinct	0	3	7	22
075 Precinct	0	4	8	24
077 Precinct	0	3	0	13
079 Precinct	1	1	2	8
081 Precinct	0	1	0	2
083 Precinct	0	0	0	6
084 Precinct	0	0	1	6
088 Precinct	0	0	1	1
090 Precinct	0	2	2	20
094 Precinct	0	0	0	2
Precincts Total	1	14	21	104
Patrol Borough Brooklyn North Task Force	0	0	0	0
Patrol Borough Brooklyn North HQ	0	0	0	0
Patrol Borough Brooklyn North Anti-Crime Unit	0	0	0	0
Brooklyn North Impact Response Team	0	0	0	0
Patrol Borough Brooklyn North Total	1	14	21	104

Table shows MOS command as recorded at the time of complaint.

Figure 64F: Officers With CCRB Complaints Closed in 2020 by Command - Patrol Borough Queens South

Queens South	Substantiated MOS Mar 2020	Substantiated MOS YTD 2020	Total MOS Mar 2020	Total MOS YTD 2020
100 Precinct	0	0	1	2
101 Precinct	0	0	3	7
102 Precinct	0	0	0	1
103 Precinct	1	2	12	21
105 Precinct	0	1	0	8
106 Precinct	0	0	2	4
107 Precinct	0	0	3	3
113 Precinct	0	1	7	14
Precincts Total	1	4	28	60
Patrol Borough Queens South Task Force	0	0	0	3
Patrol Borough Queens South HQ	0	0	0	0
Patrol Borough Queens South Anti-Crime Unit	0	0	0	2
Queens South Impact Response Team	0	0	0	0
Patrol Borough Queens South Total	1	4	28	65

Table shows MOS command as recorded at the time of complaint.

Figure 64G: Officers With CCRB Complaints Closed in 2020 by Command - Patrol Borough Queens North

Queens North	Substantiated MOS Mar 2020	Substantiated MOS YTD 2020	Total MOS Mar 2020	Total MOS YTD 2020
104 Precinct	1	1	7	15
108 Precinct	0	0	2	3
109 Precinct	0	0	2	3
110 Precinct	0	0	0	3
111 Precinct	0	0	0	0
112 Precinct	0	0	3	7
114 Precinct	0	0	9	14
115 Precinct	0	4	6	17
Precincts Total	1	5	29	62
Patrol Borough Queens North Task Force	0	0	0	0
Patrol Borough Queens North HQ	0	0	0	1
Patrol Borough Queens North Anti-Crime Unit	0	0	0	2
Patrol Borough Queens North Total	1	5	29	65

Table shows MOS command as recorded at the time of complaint.

Figure 64H: Officers With CCRB Complaints Closed in 2020 by Command - Patrol Borough Staten Island

Staten Island	Substantiated MOS Mar 2020	Substantiated MOS YTD 2020	Total MOS Mar 2020	Total MOS YTD 2020
120 Precinct	0	3	0	10
122 Precinct	0	0	3	4
123 Precinct	0	0	3	3
121 Precinct	3	3	3	5
Precincts Total	3	6	9	22
Patrol Borough Staten Island Task Force	2	2	2	2
Patrol Borough Staten Island HQ	0	0	0	3
Patrol Borough Staten Island Anti-Crime Unit	0	0	0	0
Staten Island Housing Unit	0	0	0	0
Staten Island Court Section	0	0	0	0
Staten Island Impact Response Team	0	0	0	0
Patrol Borough Staten Island Total	5	8	11	27

Table shows MOS command as recorded at the time of complaint.

Figure 64I: Officers With CCRB Complaints Closed in 2020 by Command - Special Operations Division

Special Operations	Substantiated MOS Mar 2020	Substantiated MOS YTD 2020	Total MOS Mar 2020	Total MOS YTD 2020
Emergency Services Unit and Squads 1-10	0	0	0	1
Harbor Unit	0	0	0	0
Aviation Unit	0	0	0	0
Canine Team	0	0	0	0
Mounted Unit	0	0	0	0
2 SOD Strategic Response Group	3	4	3	6
Special Operations Division Headquarters	0	0	0	0
Special Operations Division Total	3	4	3	7

Table shows MOS command as recorded at the time of complaint.

Figure 64J: Officers With CCRB Complaints Closed in 2020 by Command - Other Patrol Services Bureau Commands

Other Patrol Services Bureau Commands	Substantiated MOS Mar 2020	Substantiated MOS YTD 2020	Total MOS Mar 2020	Total MOS YTD 2020
Chiefs Office	0	0	0	0
Special Operations Division Taxi Unit	0	0	0	0
Other Patrol Services Bureau Commands Total	0	0	0	0

Table shows MOS command as recorded at the time of complaint.

Figure 64K: Officers With CCRB Complaints Closed in 2020 by Command - Traffic Control Division

Traffic Control Division	Substantiated MOS Mar 2020	Substantiated MOS YTD 2020	Total MOS Mar 2020	Total MOS YTD 2020
Traffic Control Division - Headquarters Command	0	0	0	0
Manhattan Traffic Task Force	1	1	2	5
Brooklyn Traffic Task Force	0	0	0	0
Bronx Traffic Task Force	0	0	0	0
Queens Traffic Task Force	0	0	0	0
Surface Transportation Enforcement Division (STED)	0	0	0	1
Bus Unit	0	0	1	1
Traffic Control Parking Enforcement District	0	0	0	0
Traffic Control Tow Units	0	0	0	0
Traffic Control Summons Enforcement	0	0	0	0
Traffic Command Intersection Control	0	0	0	0
Traffic Control Intelligence Unit	0	0	0	0
Highway District	0	0	0	0
Highway Unit #1	0	0	0	0
Highway Unit #2	0	0	0	1
Highway Unit #3	0	0	0	1
Highway Unit #4	0	0	0	0
Highway Unit #5	0	0	1	1
Highway Safety Enforcement Unit	0	0	0	0
Movie and TV Unit	0	0	1	1
Traffic Control Division Total	1	1	5	11

Table shows MOS command as recorded at the time of complaint.

Figure 64L: Officers With CCRB Complaints Closed in 2020 by Command - Transit Bureau

Transit Bureau	Substantiated MOS Mar 2020	Substantiated MOS YTD 2020	Total MOS Mar 2020	Total MOS YTD 2020
Transit Bureau Headquarters	0	0	0	0
Transit Bureau Authority Liaison	0	0	0	0
Transit Bureau Inspections	0	0	0	0
Transit Bureau Spec. Invest. Unit	0	0	0	0
Transit Bureau Crime Analysis	0	0	0	0
Transit Bureau Patrol Operations	0	0	0	0
Transit Bureau Manhattan	0	0	0	0
Transit Bureau Bronx	0	0	0	0
Transit Bureau Queens	0	0	0	0
Transit Bureau Brooklyn	0	0	0	0
TB DT01	1	1	2	6
TB DT02	0	0	0	1
TB DT03	0	0	1	3
TB DT04	0	0	0	1
TB DT11	0	1	1	2
TB DT12	0	0	0	5
TB DT20	0	0	2	4
TB DT23	0	0	0	2
TB DT30	0	0	0	3
TB DT32	0	0	0	6
TB DT33	0	0	0	1
TB DT34	0	0	0	0
Transit Bureau Manhattan Task Force	0	0	3	7
Transit Bureau Bronx Task Force	0	0	0	0
Transit Bureau Queens Task Force	0	0	0	0
Transit Bureau Brooklyn Task Force	0	0	0	0
Transit Bureau Homeless Outreach Unit	0	0	0	1
Transit Division Canine Unit	0	0	0	0
Transit Bureau Vandal Unit	0	0	0	0
Transit Bureau Special Operations Unit	0	0	0	0
TB Anti-Terrorism	0	0	0	5
Transportation Bureau and Transit Other Commands	0	0	0	0
Transit Bureau Total	1	2	9	47

Table shows MOS command as recorded at the time of complaint.

Figure 64M: Officers With CCRB Complaints Closed in 2020 by Command - Housing Bureau

Housing Bureau	Substantiated MOS Mar 2020	Substantiated MOS YTD 2020	Total MOS Mar 2020	Total MOS YTD 2020
Housing Bureau (Office of the Chief Command Center)	0	0	0	0
Housing Bureau Special Operations Section	0	0	0	0
PSA 1	0	0	0	2
PSA 2	2	3	3	5
PSA 3	1	1	4	5
PSA 4	0	0	3	4
PSA 5	0	0	6	7
PSA 6	1	1	7	12
PSA 7	0	1	8	24
PSA 8	0	0	0	8
PSA 9	0	0	3	7
Housing Bureau Brooklyn/Staten Island	0	0	2	2
Housing Bureau Manhattan	0	0	0	0
Housing Bureau Bronx/Queens	0	0	0	0
Housing Bureau Investigations	0	0	0	0
Housing Bureau Elevator Vandalism Unit	0	0	0	0
Housing Bureau Operations and Misc. Commands	0	0	0	0
Housing Bureau Total	4	7	37	80
Housing Borough Brooklyn Impact Response Team	0	1	0	3
Housing Borough Manhattan Impact Response Team	0	0	0	0
Housing Borough Bronx/Queens Impact Response Team	0	0	1	1
Housing Bureau Total	4	7	37	80

Table shows MOS command as recorded at the time of complaint.

Figure 64N: Officers With CCRB Complaints Closed in 2020 by Command - Organized Crime Control Bureau

Organized Crime Control Bureau	Substantiated MOS Mar 2020	Substantiated MOS YTD 2020	Total MOS Mar 2020	Total MOS YTD 2020
Queens Narcotics	3	3	8	12
Manhattan North Narcotics	0	0	0	1
Manhattan South Narcotics	0	0	0	0
Bronx Narcotics	0	0	5	6
Staten Island Narcotics	0	0	0	6
Brooklyn North Narcotics	0	0	1	5
Brooklyn South Narcotics	0	0	0	0
Narcotics Headquarters	0	0	0	0
Auto Crime Division	0	0	0	0
Vice Enforcement Division	0	0	0	0
Drug Enforcement Task Force	0	0	0	0
Organized Crime Headquarters	0	0	0	1
Organized Crime Control Bureau Total	3	3	14	31

Table shows MOS command as recorded at the time of complaint.

Figure 640: Officers With CCRB Complaints Closed in 2020 by Command - Detective Bureau

Detective Bureau	Substantiated MOS Mar 2020	Substantiated MOS YTD 2020	Total MOS Mar 2020	Total MOS YTD 2020
Detective Bureau Headquarters	0	0	0	0
Central Investigation and Resource Division	0	0	0	0
Special Investigations Division	0	0	0	0
Special Victims Division	0	1	2	3
Forensic Investigations Division	0	0	0	0
Fugitive Enforcement Division	0	0	0	0
Gang Division	3	3	7	7
Detective Borough Bronx	0	0	3	3
Detective Borough Manhattan	0	0	1	4
Detective Borough Brooklyn	2	2	2	9
Detective Borough Queens	0	0	0	3
Detective Borough Staten Island	0	0	0	0
DB Queens North Operations	0	0	0	0
DB Queens South Operations	0	0	0	0
Detective Bureau Total	5	6	15	29

Table shows MOS command as recorded at the time of complaint.

Figure 64P: Officers With CCRB Complaints Closed in 2020 by Command - Other Bureaus

Other Bureaus	Substantiated MOS Mar 2020	Substantiated MOS YTD 2020	Total MOS Mar 2020	Total MOS YTD 2020
Internal Affairs Bureau				
Internal Affairs Bureau	0	0	1	2
Criminal Justice Bureau				
Court Division	0	1	4	19
Court Bureau	0	0	0	0
Court LMSI	0	0	0	0
Court Unit	0	0	0	0
Criminal Justice Headquarters	0	0	0	0
Support Services Bureau				
Property Clerk Division	0	0	0	0
Fleet Services	0	0	0	0
Central Records Division	0	0	0	0
Personnel Bureau				
Applicant Processing Division	0	0	0	1
Health Services	0	0	0	0
Personnel Bureau Headquarters	0	0	0	1
Other Bureaus Total	0	1	5	23

Table shows MOS command as recorded at the time of complaint.

Figure 64Q: Officers With CCRB Complaints Closed in 2020 by Command - Deputy Commissioners and Miscellaneous Commands

Deputy Commissioners and Miscellaneous Commands	Substantiated MOS Mar 2020	Substantiated MOS YTD 2020	Total MOS Mar 2020	Total MOS YTD 2020
Deputy Commissioner Legal Matters - License Division	0	0	0	0
Deputy Commissioner Legal Matters - Legal Bureau	0	0	0	0
DC Training	0	0	0	0
Deputy Commissioner Training - Police Academy	0	0	0	0
Deputy Commissioner Training - Police Academy Training	0	0	1	1
Deputy Commissioner Training - In-service Training Section	0	0	1	1
Deputy Commissioner Management and Budget	0	0	0	0
Police Commissioner Office	0	0	0	0
Community Affairs Division	0	0	0	0
Chief of Community Affairs	0	0	1	1
Community Affairs Juvenile Section	0	0	0	0
School Safety Bronx/Manhattan	0	0	0	0
School Safety Queens/Brooklyn	0	0	0	0
Office of Equal Employment	0	0	0	0
Deputy Commissioner Operations	0	0	0	0
DC Operations Financial Mgmt.	0	0	0	0
Intelligence Division	0	1	4	9
Chief of Department	0	0	0	0
Department Advocate	0	0	0	0
Deputy Commissioner Public Information	0	0	0	0
Crime Prevention	0	0	0	0
First Deputy Commissioner	0	0	0	0
Office of Management, Analysis and Planning	0	0	0	0
Quality Assurance Division	0	0	0	0
Deputy Commissioner Counterterrorism	0	0	0	0
Chief of Department Evaluation Section	0	0	0	0
Deputy Commissioners and Miscellaneous Commands Total	0	1	7	12

Table shows MOS command as recorded at the time of complaint.