

**DAILY REPORT**

8/16/2022

(Data from Monday, August 15, 2022)

SINGLE ADULTS	
Drop-in Center Clients Served	478
Drop-in Center Overnight Census	134
Faith Bed Census	32
Outreach Contacts	237
Outreach Placements	14
Safe Haven Utilization	1508
Veterans In Short-term Housing	180
Criminal Justice Short-term Housing	0

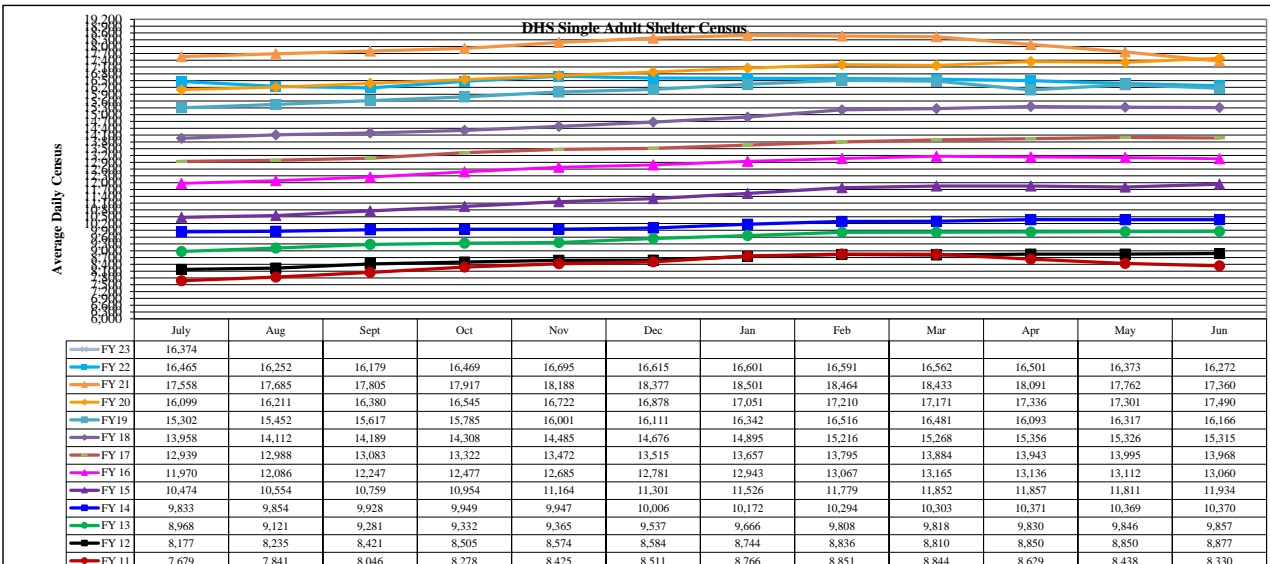
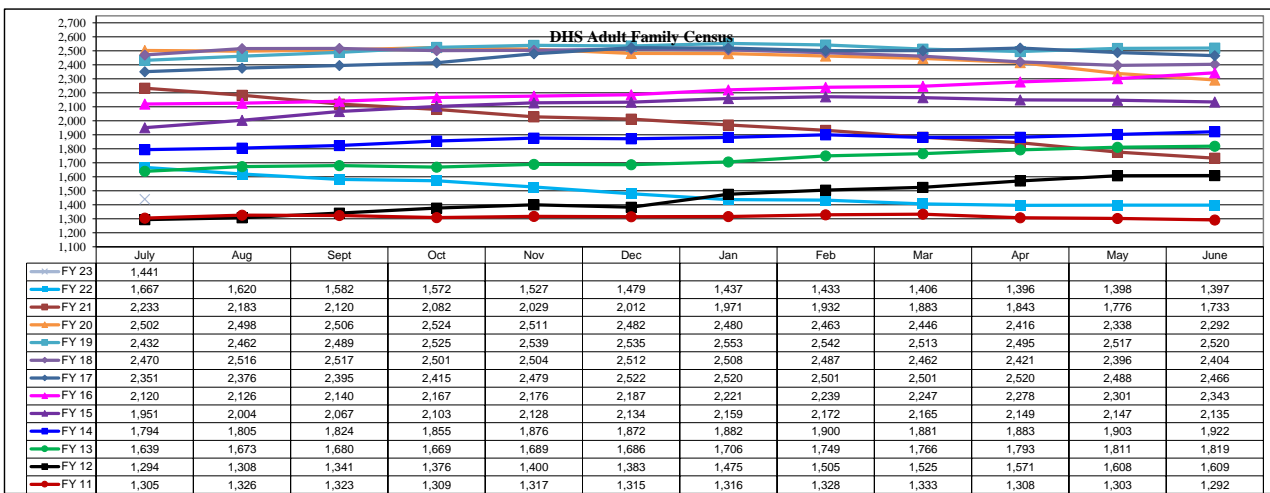
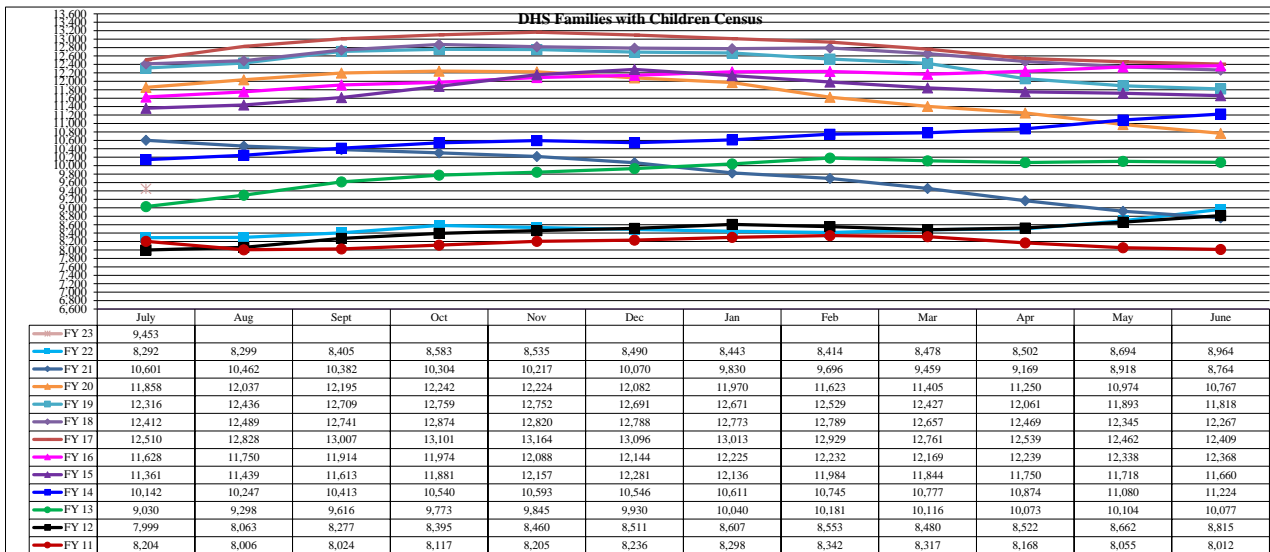
FAMILY INTAKE	
Families Requesting Temporary Housing at PATH	131
Adult Families Requesting Temporary Housing at AFIC	28
Families Placed in Overnight Accommodations	0
Families w/children at PATH Overnight (pre 10PM)	0

TOTAL SHELTER CENSUS	
Adults	34,223
Children	17,221
<b>Total Individuals</b>	<b>51,444</b>

SINGLE ADULTS	
Men	12,787
Women	4,146
<b>Total Single Adults</b>	<b>16,933</b>

FAMILIES WITH CHILDREN	
<b>Families</b>	10,121
Adults	14,114
Children	17,221
<b>Individuals</b>	<b>31,335</b>

ADULT FAMILIES CENSUS	
<b>Families</b>	1,509
<b>Individuals (Adults)</b>	<b>3,176</b>



\*Due to data conversion the average monthly census for December 2011 and January 2012 for Families with Children and Adult Family is based upon data for a partial month.