

**DAILY REPORT**

4/20/2020

(Data from Sunday, April 19, 2020)

SINGLE ADULTS	
Drop-in Center Clients Served	576
Drop-in Center Overnight Census	220
Faith Bed Census	37
Outreach Contacts	193
Outreach Placements	9
Safe Haven Utilization	1065
Veterans In Short-term Housing	235
Criminal Justice Short-term Housing	204

FAMILY INTAKE	
Families Requesting Temporary Housing at PATH	28
Adult Families Requesting Temporary Housing at AFIC	5
Families Placed in Overnight Accommodations	0
Families w/children at PATH Overnight (pre 10PM)	0

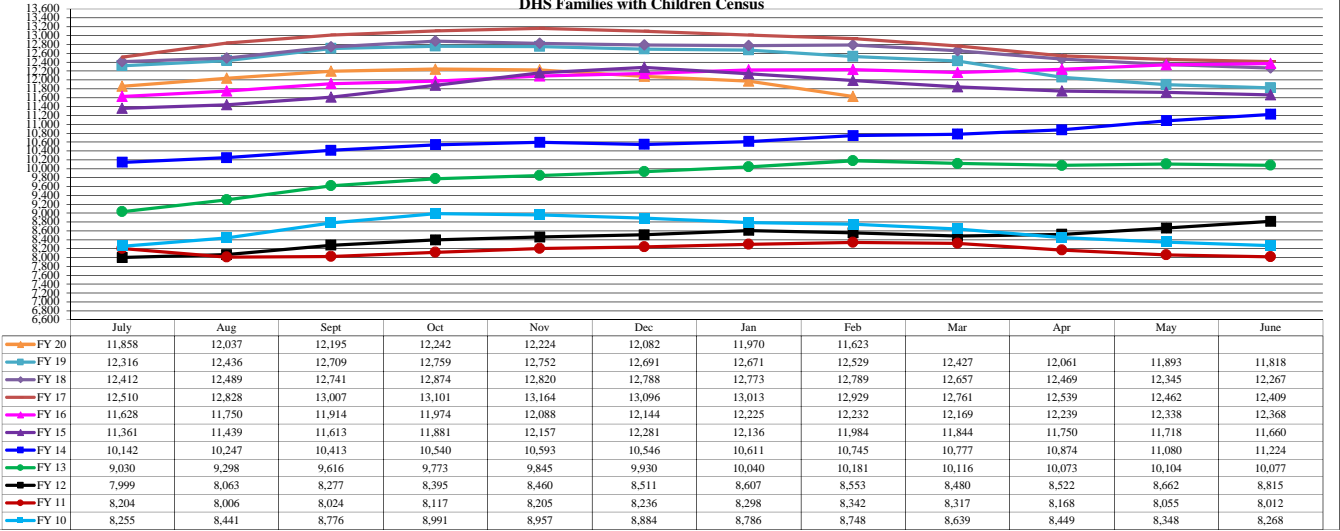
TOTAL SHELTER CENSUS	
Adults	37,456
Children	19,991
<b>Total Individuals</b>	<b>57,447</b>

SINGLE ADULT SHELTER CENSUS	
Men	12,781
Women	4,628
<b>Total Single Adults</b>	<b>17,409</b>

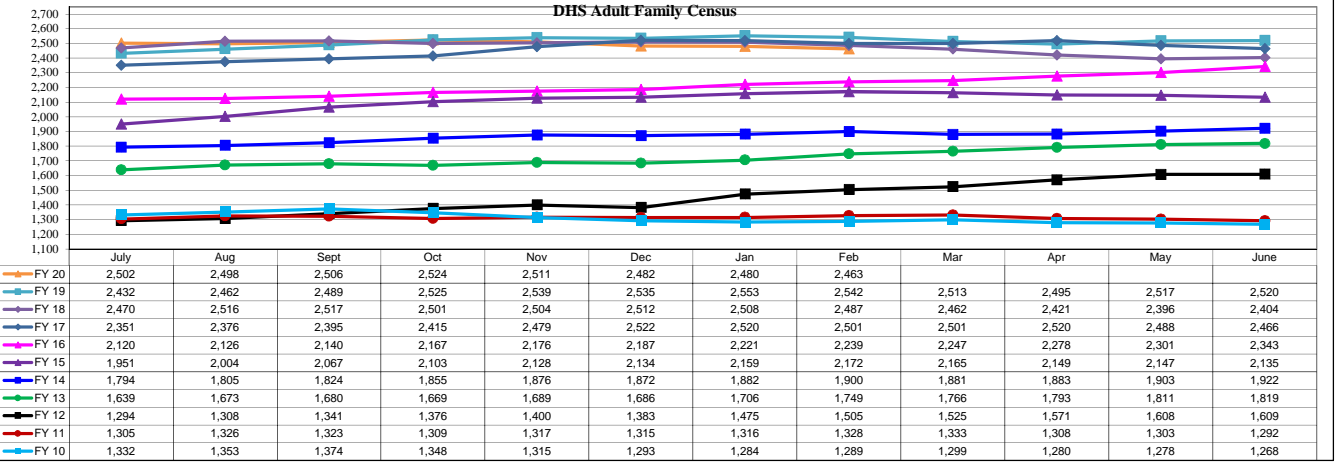
FAMILIES WITH CHILDREN CENSUS	
<b>Families</b>	11,164
Adults	14,971
Children	19,991
<b>Individuals</b>	<b>34,962</b>

ADULT FAMILIES CENSUS	
<b>Families</b>	<b>2,410</b>
<b>Individuals (Adults)</b>	<b>5,076</b>

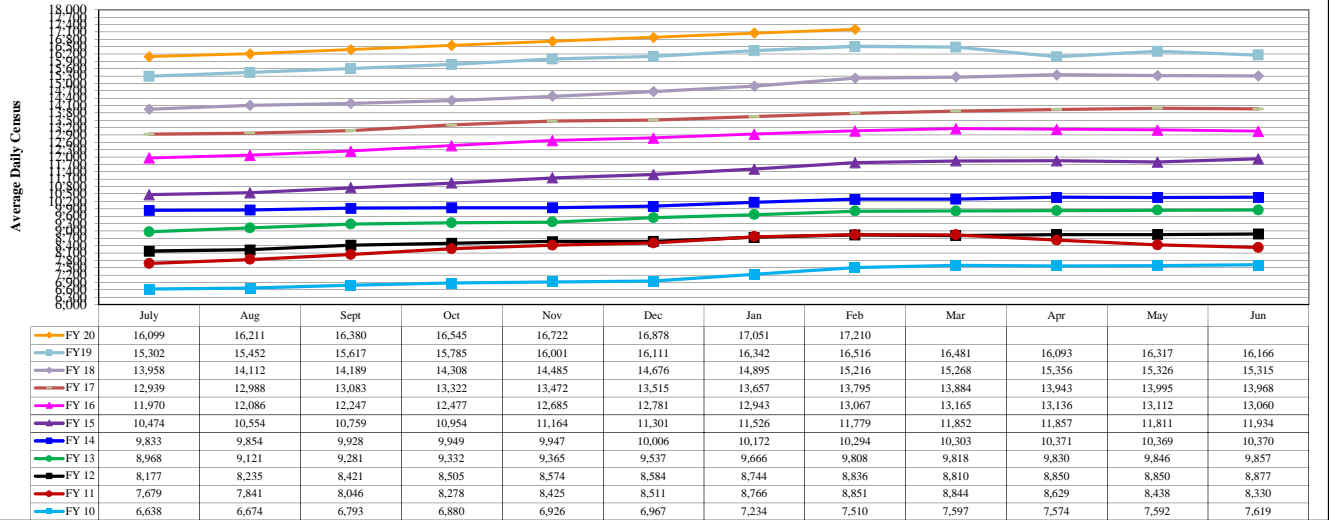
### DHS Families with Children Census



### DHS Adult Family Census



### DHS Single Adult Shelter Census



**DAILY REPORT**

4/21/2020

(Data from Monday, April 20, 2020)

SINGLE ADULTS	
Drop-in Center Clients Served	518
Drop-in Center Overnight Census	214
Faith Bed Census	51
Outreach Contacts	337
Outreach Placements	18
Safe Haven Utilization	1056
Veterans In Short-term Housing	240
Criminal Justice Short-term Housing	216

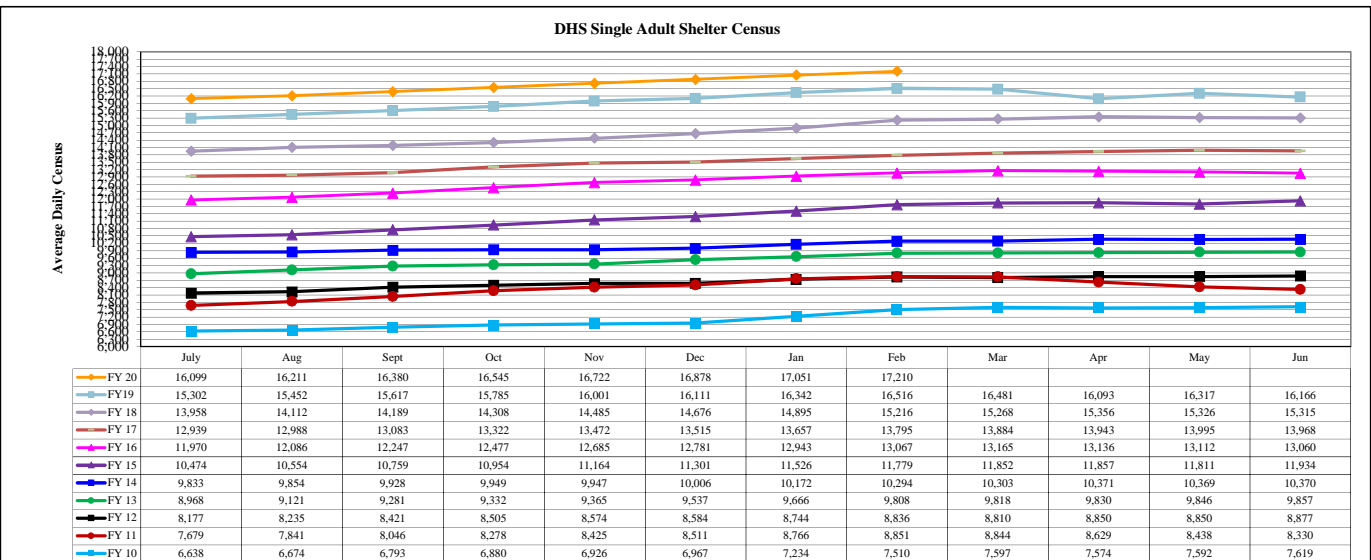
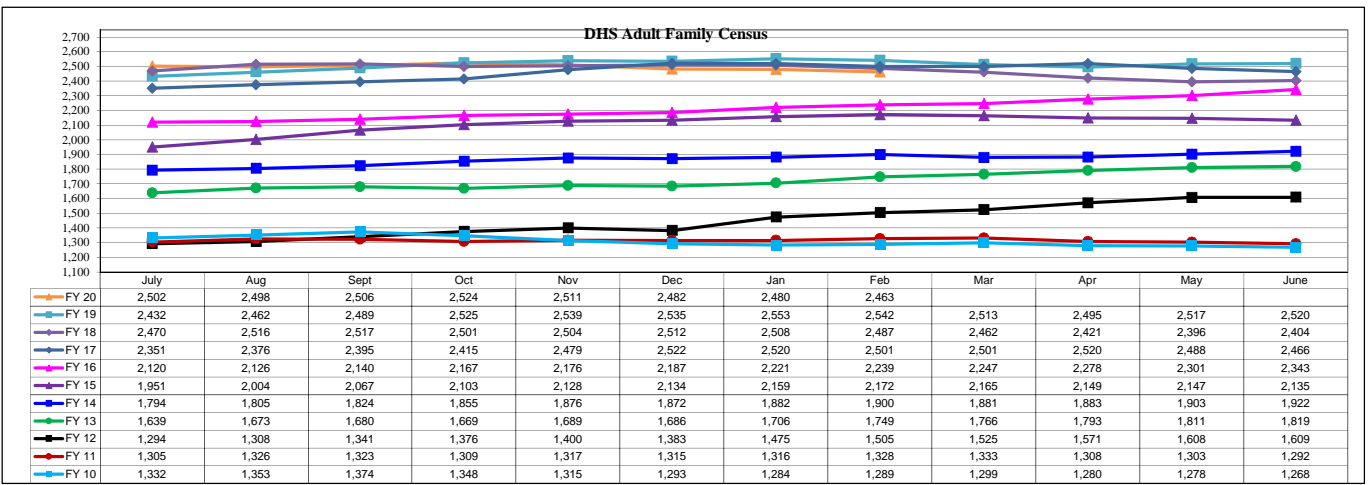
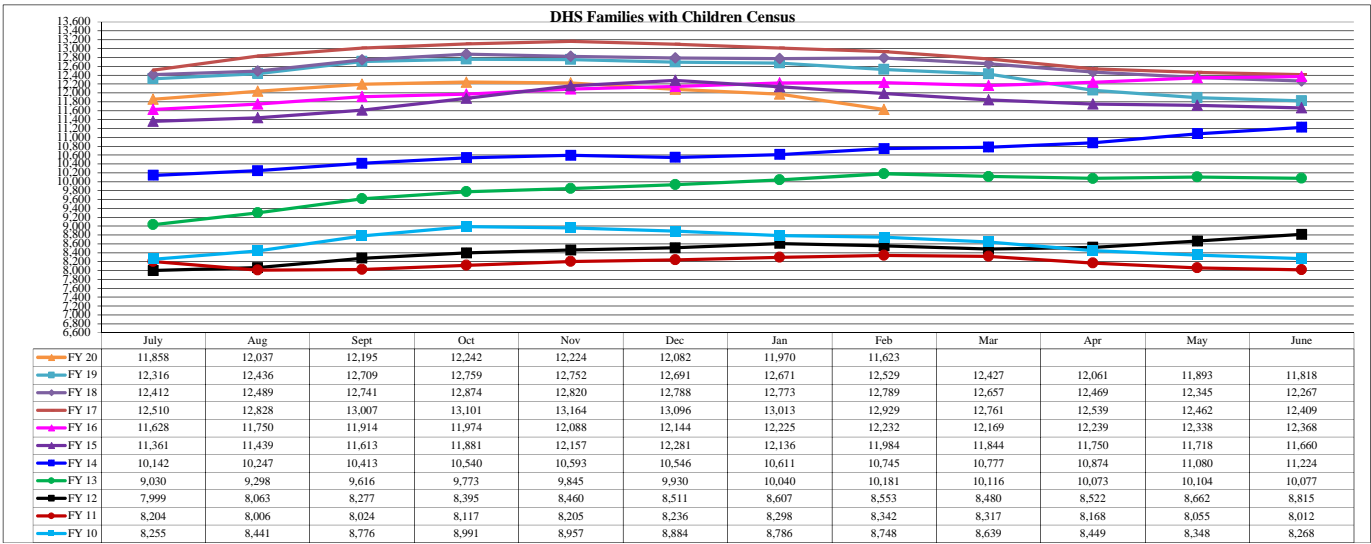
FAMILY INTAKE	
Families Requesting Temporary Housing at PATH	80
Adult Families Requesting Temporary Housing at AFIC	8
Families Placed in Overnight Accommodations	0
Families w/children at PATH Overnight (pre 10PM)	0

TOTAL SHELTER CENSUS	
Adults	37,403
Children	19,965
<b>Total Individuals</b>	<b>57,368</b>

SINGLE ADULT SHELTER CENSUS	
Men	12,766
Women	4,608
<b>Total Single Adults</b>	<b>17,374</b>

FAMILIES WITH CHILDREN CENSUS	
<b>Families</b>	11,149
Adults	14,955
Children	19,965
<b>Individuals</b>	<b>34,920</b>

ADULT FAMILIES CENSUS	
<b>Families</b>	<b>2,409</b>
<b>Individuals (Adults)</b>	<b>5,074</b>



**DAILY REPORT**

4/22/2020

(Data from Tuesday, April 21, 2020)

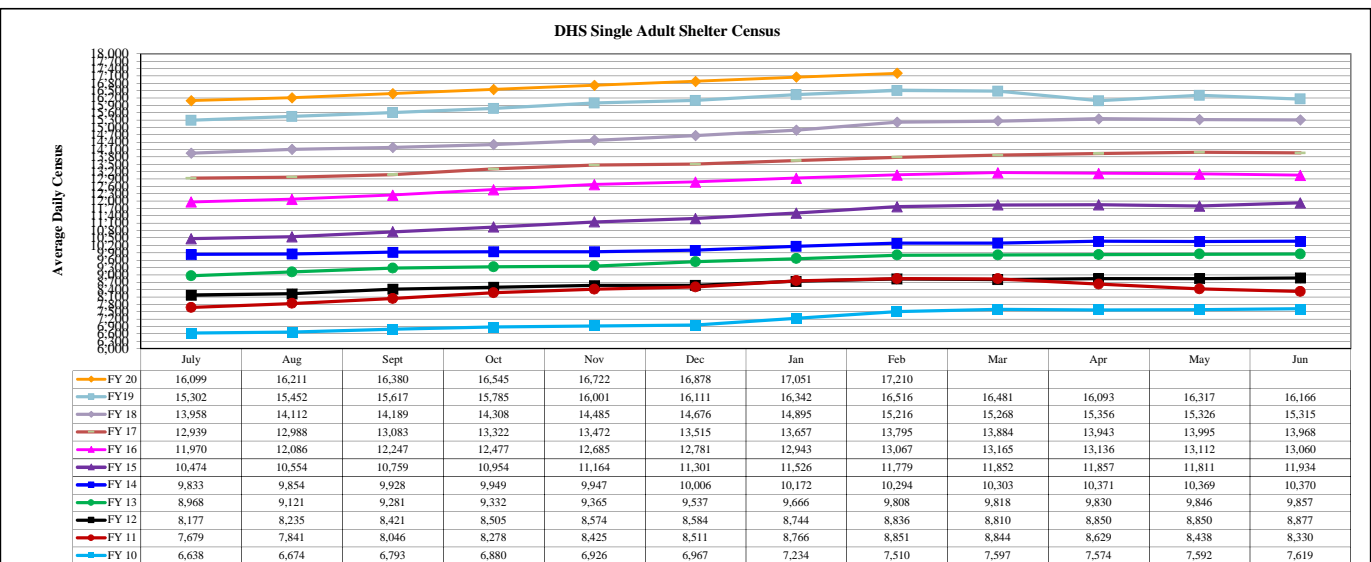
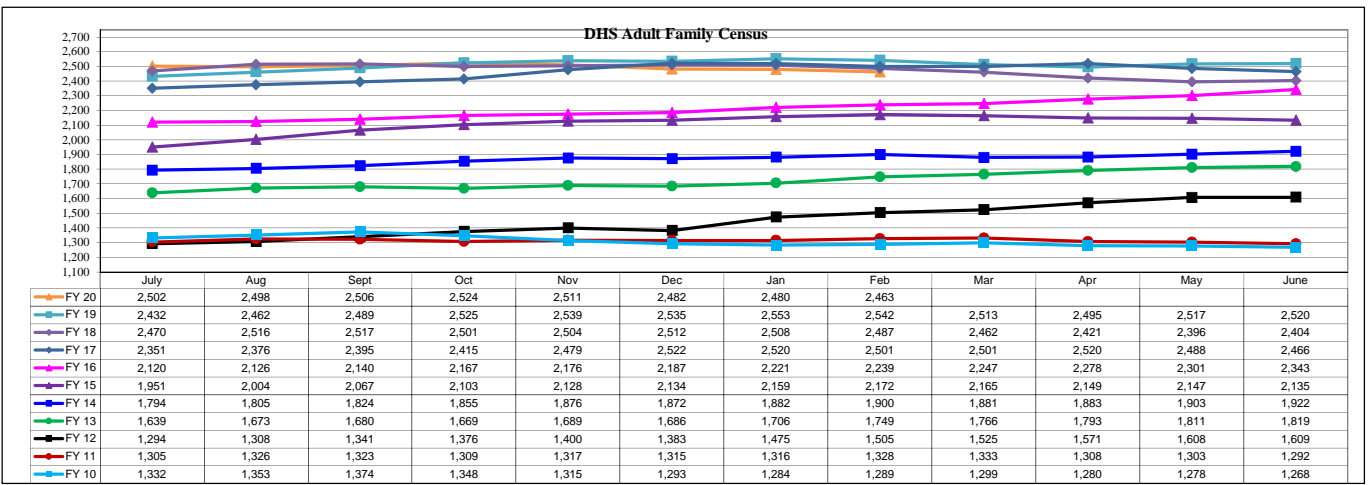
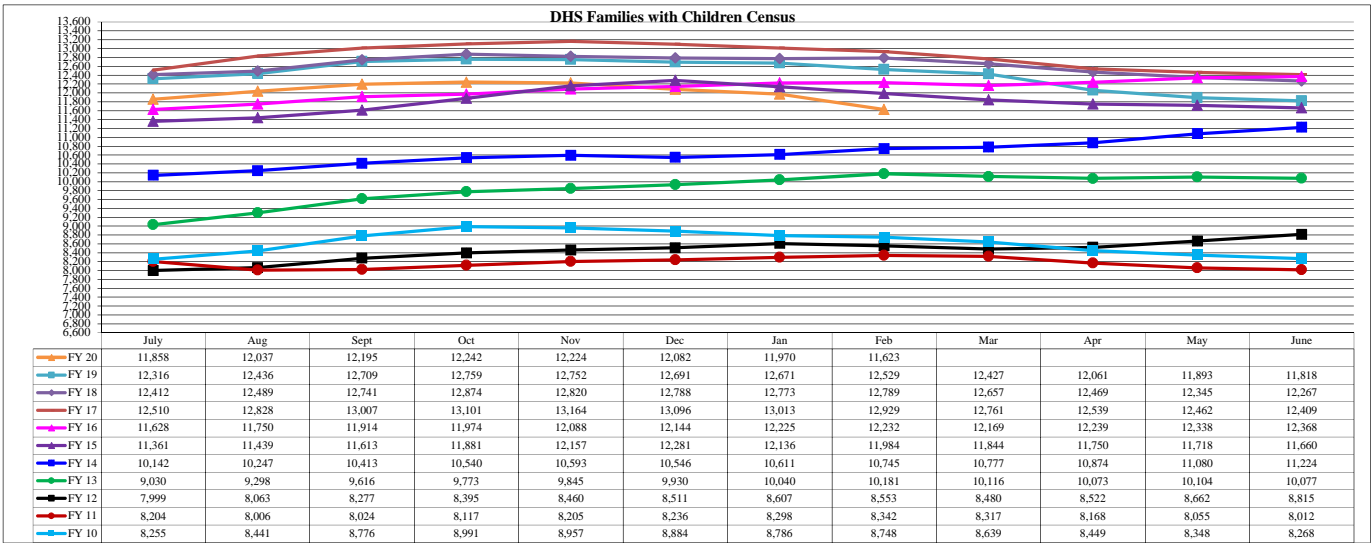
SINGLE ADULTS			FAMILY INTAKE		Code Blue
Drop-in Center Clients Served	491	Incomplete (4)	Families Requesting Temporary Housing at PATH	63	
Drop-in Center Overnight Census	193	Incomplete (4)	Adult Families Requesting Temporary Housing at AFIC	24	
Faith Bed Census	49	Incomplete (4)	Families Placed in Overnight Accommodations	0	
Outreach Contacts	261		Families w/children at PATH Overnight (pre 10PM)	0	
Outreach Placements	12				
Safe Haven Utilization	1039				
Veterans In Short-term Housing	251				
Criminal Justice Short-term Housing	213				

TOTAL SHELTER CENSUS	
Adults	37,333
Children	19,949
<b>Total Individuals</b>	<b>57,282</b>

SINGLE ADULT SHELTER CENSUS	
Men	12,714
Women	4,608
<b>Total Single Adults</b>	<b>17,322</b>

FAMILIES WITH CHILDREN CENSUS	
<b>Families</b>	11,143
Adults	14,947
Children	19,949
<b>Individuals</b>	<b>34,896</b>

ADULT FAMILIES CENSUS	
<b>Families</b>	<b>2,404</b>
<b>Individuals (Adults)</b>	<b>5,064</b>



**DAILY REPORT**

4/23/2020

(Data from Wednesday, April 22, 2020)

<b>SINGLE ADULTS</b>	
Drop-in Center Clients Served	574
Drop-in Center Overnight Census	212
Faith Bed Census	50
Outreach Contacts	307
Outreach Placements	22
Safe Haven Utilization	1053
Veterans In Short-term Housing	246
Criminal Justice Short-term Housing	210

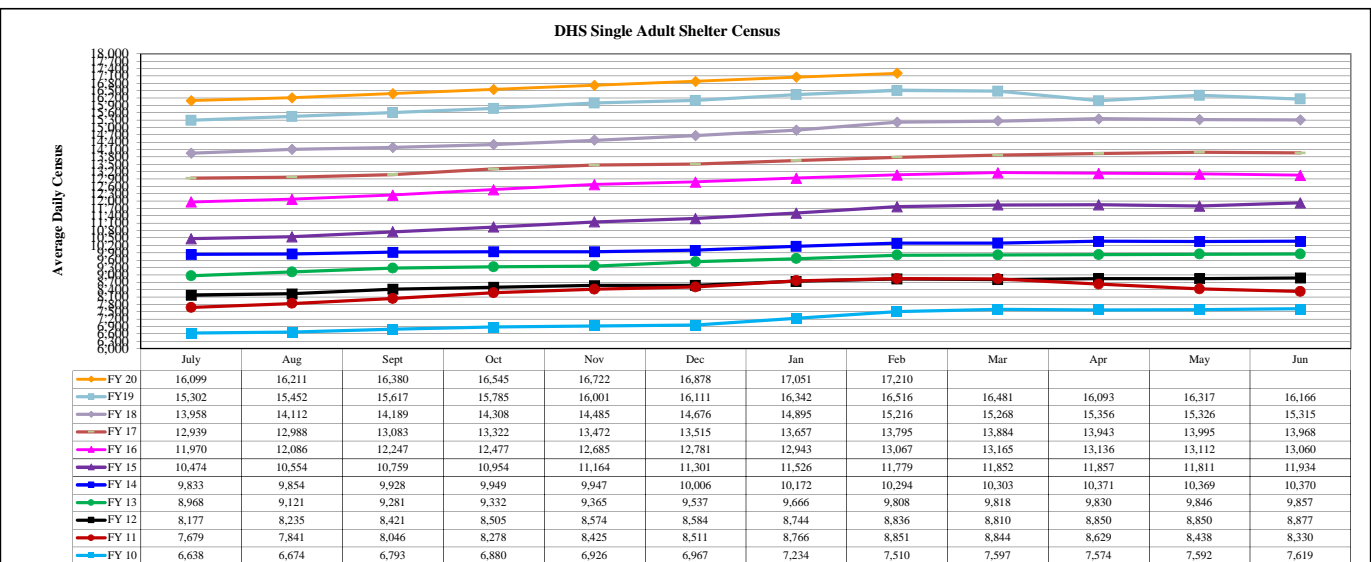
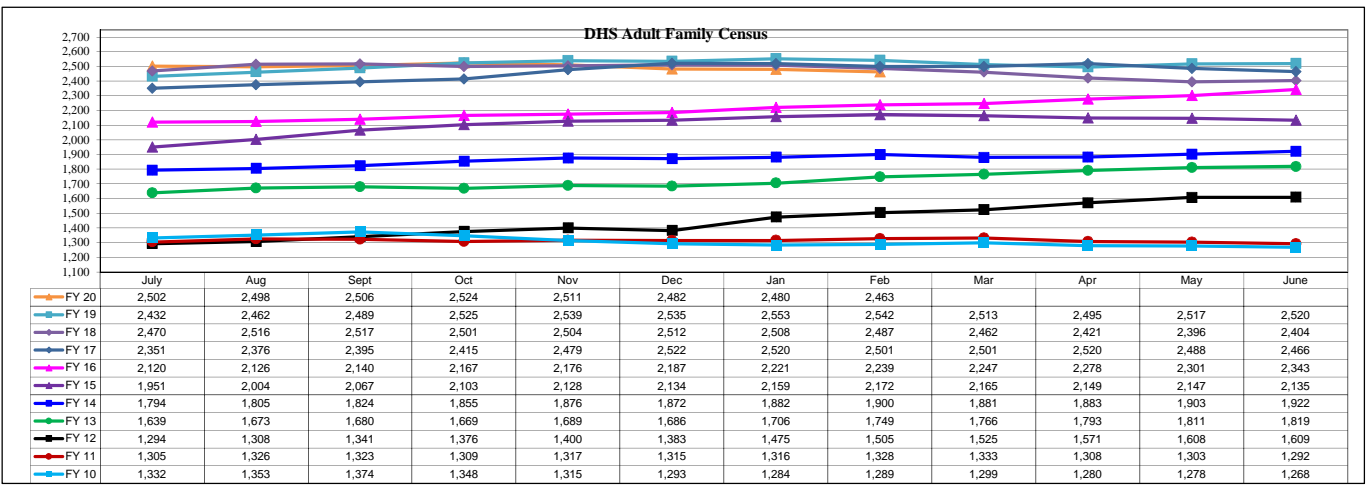
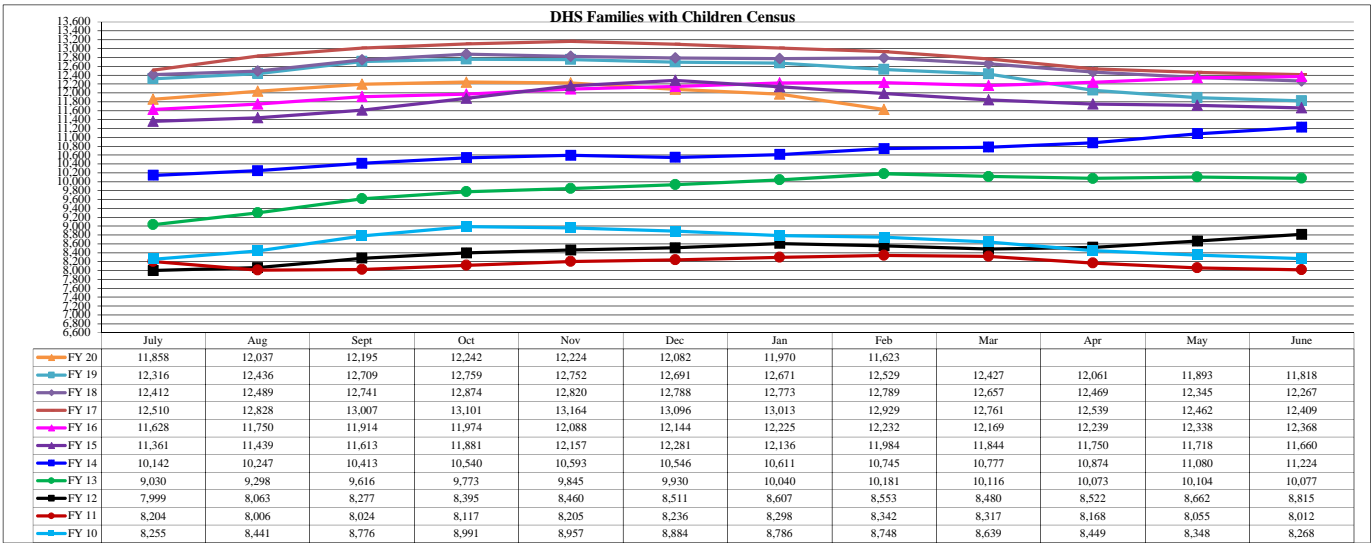
<b>FAMILY INTAKE</b>	
Families Requesting Temporary Housing at PATH	46
Adult Families Requesting Temporary Housing at AFIC	19
Families Placed in Overnight Accommodations	0
Families w/children at PATH Overnight (pre 10PM)	0

<b>TOTAL SHELTER CENSUS</b>	
Adults	37,386
Children	19,976
<b>Total Individuals</b>	<b>57,362</b>

<b>SINGLE ADULT SHELTER CENSUS</b>	
Men	12,779
Women	4,595
<b>Total Single Adults</b>	<b>17,374</b>

<b>FAMILIES WITH CHILDREN CENSUS</b>	
<b>Families</b>	11,155
Adults	14,964
Children	19,976
<b>Individuals</b>	<b>34,940</b>

<b>ADULT FAMILIES CENSUS</b>	
<b>Families</b>	2,396
<b>Individuals (Adults)</b>	<b>5,048</b>





**DAILY REPORT**

4/24/2020

(Data from Thursday, April 23, 2020)

SINGLE ADULTS	
Drop-in Center Clients Served	547
Drop-in Center Overnight Census	212
Faith Bed Census	50
Outreach Contacts	299
Outreach Placements	15
Safe Haven Utilization	1053
Veterans In Short-term Housing	246
Criminal Justice Short-term Housing	207

FAMILY INTAKE	
Families Requesting Temporary Housing at PATH	76
Adult Families Requesting Temporary Housing at AFIC	14
Families Placed in Overnight Accommodations	0
Families w/children at PATH Overnight (pre 10PM)	0

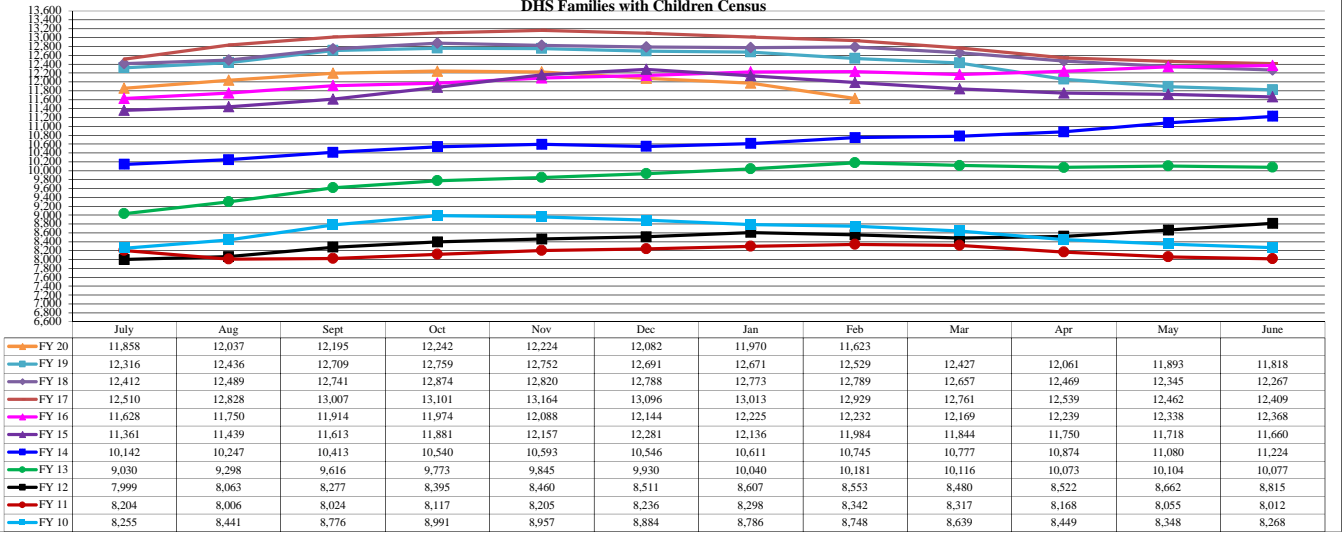
TOTAL SHELTER CENSUS	
Adults	37,336
Children	19,948
<b>Total Individuals</b>	<b>57,284</b>

SINGLE ADULT SHELTER CENSUS	
Men	12,753
Women	4,608
<b>Total Single Adults</b>	<b>17,361</b>

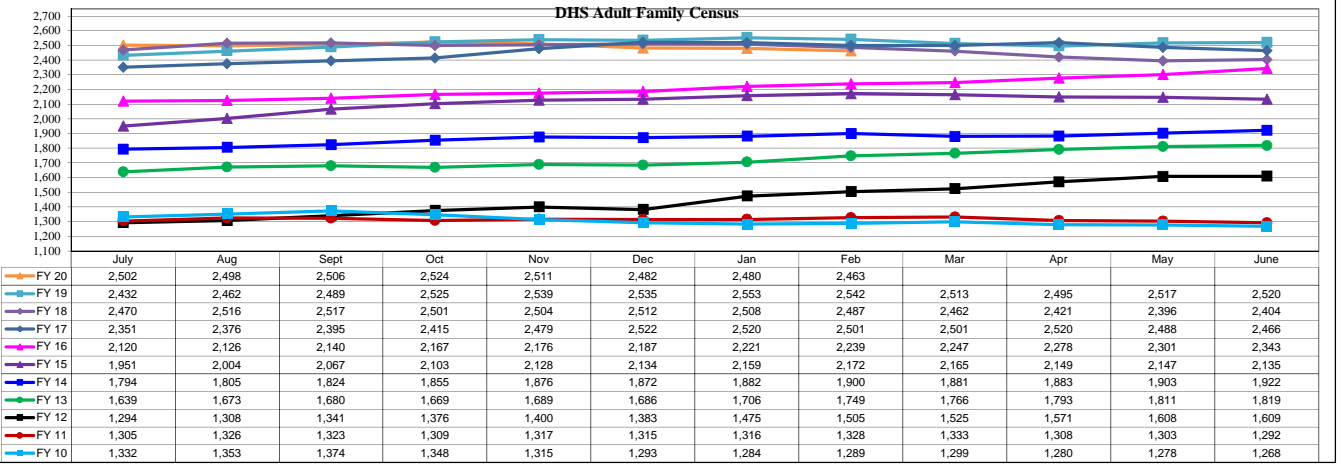
FAMILIES WITH CHILDREN CENSUS	
<b>Families</b>	11,129
Adults	14,930
Children	19,948
<b>Individuals</b>	<b>34,878</b>

ADULT FAMILIES CENSUS	
<b>Families</b>	2,395
<b>Individuals (Adults)</b>	<b>5,045</b>

DHS Families with Children Census



DHS Adult Family Census



DHS Single Adult Shelter Census

