

DAILY REPORT

5/31/2022

(Data from Monday, May 30, 2022)

SINGLE ADULTS	
Drop-in Center Clients Served	389
Drop-in Center Overnight Census	103
Faith Bed Census	25
Outreach Contacts	219
Outreach Placements	13
Safe Haven Utilization	1497
Veterans In Short-term Housing	181
Criminal Justice Short-term Housing	83

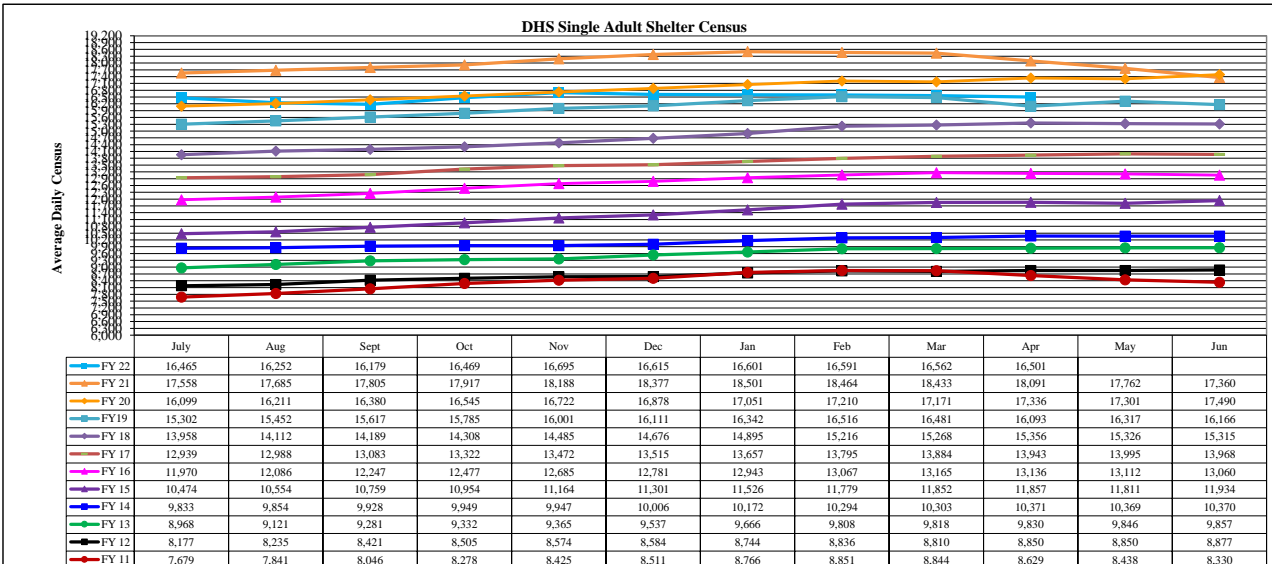
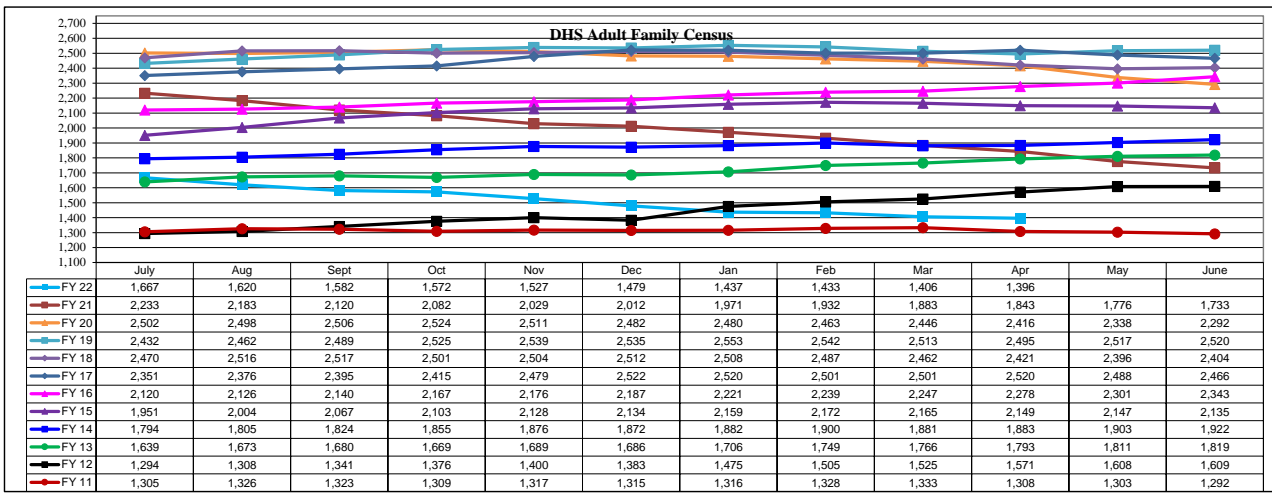
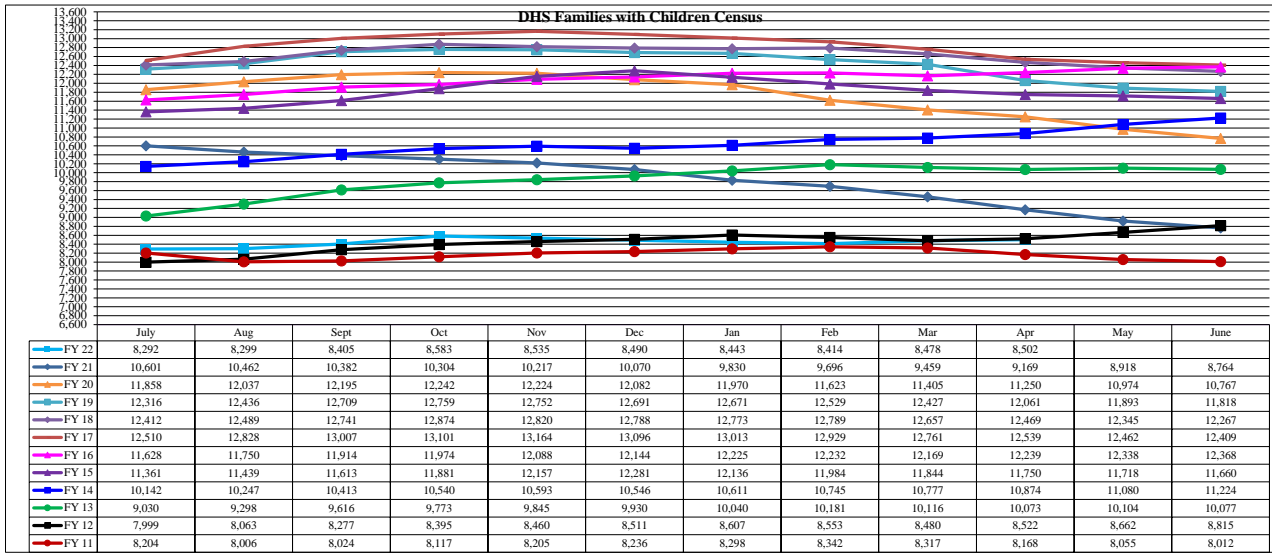
FAMILY INTAKE	
Families Requesting Temporary Housing at PATH	97
Adult Families Requesting Temporary Housing at AFIC	10
Families Placed in Overnight Accommodations	0
Families w/children at PATH Overnight (pre 10PM)	0

TOTAL SHELTER CENSUS	
Adults	30,993
Children	15,069
Total Individuals	46,062

SINGLE ADULTS	
Men	12,215
Women	3,993
Total Single Adults	16,208

FAMILIES WITH CHILDREN	
Families	8,802
Adults	11,820
Children	15,069
Individuals	26,889

ADULT FAMILIES CENSUS	
Families	1,411
Individuals (Adults)	2,965



*Due to data conversion the average monthly census for December 2011 and January 2012 for Families with Children and Adult Families is based upon data for a partial month.