

DAILY REPORT

7/22/2021

(Data from Wednesday, July 21, 2021)

SINGLE ADULTS	
Drop-in Center Clients Served	383
Drop-in Center Overnight Census	148
Faith Bed Census	25
Outreach Contacts	204
Outreach Placements	12
Safe Haven Utilization	1026
Veterans In Short-term Housing	185
Criminal Justice Short-term Housing	112

FAMILY INTAKE	
Families Requesting Temporary Housing at PATH	123
Adult Families Requesting Temporary Housing at AFIC	18
Families Placed in Overnight Accommodations	0
Families w/children at PATH Overnight (pre 10PM)	0

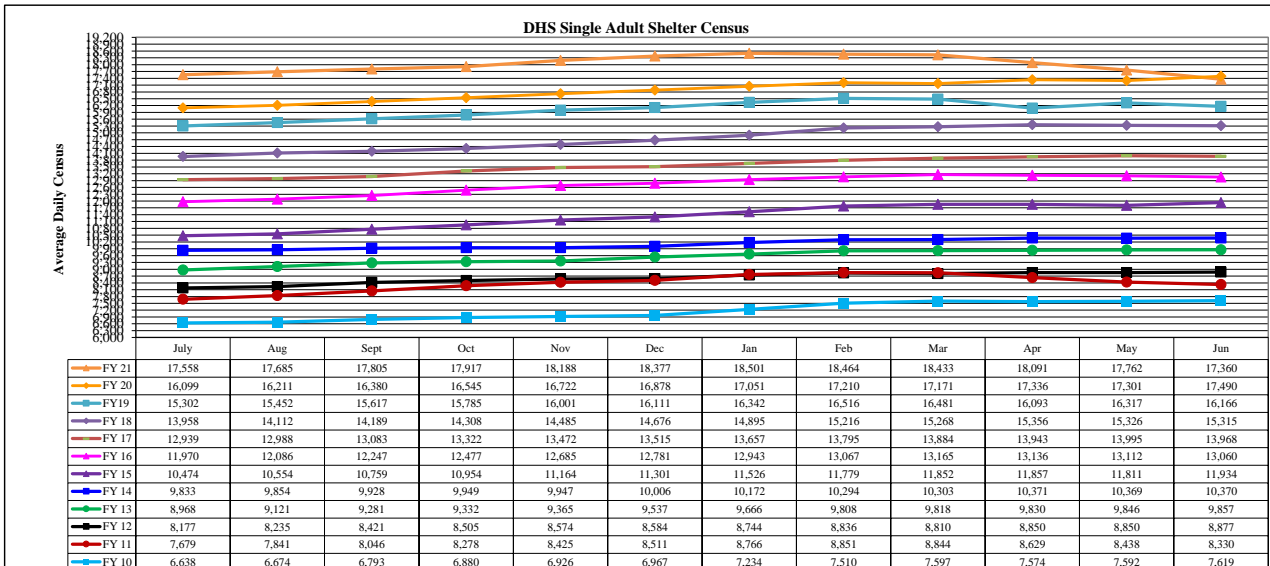
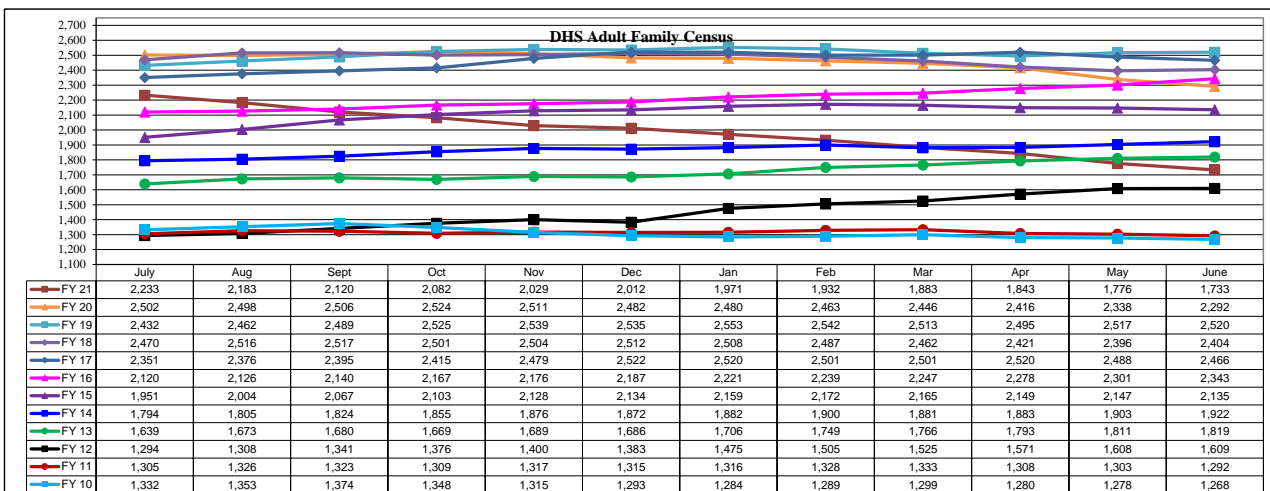
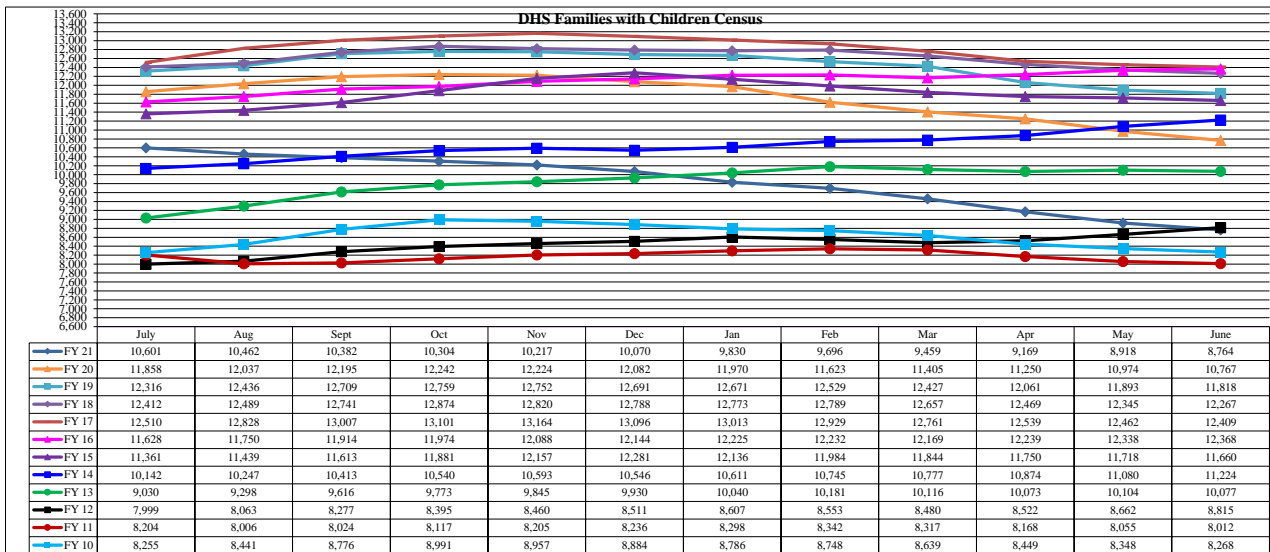
TOTAL SHELTER CENSUS	
Adults	30,823
Children	14,435
Total Individuals	45,258

SINGLE ADULTS	
Men	12,358
Women	4,100
Total Single Adults	16,458

FAMILIES WITH CHILDREN	
Families	8,257
Adults	10,887
Children	14,435
Individuals	25,322

ADULT FAMILIES CENSUS	
Families	1,653
Individuals (Adults)	3,478

x



*Due to data conversion the average monthly census for December 2011 and January 2012 for Families with Children and Adult Families is based upon data for a partial month.