

**DAILY REPORT**

6/23/2023

(Data from Thursday, June 22, 2023)

SINGLE ADULTS	
Drop-in Center Clients Served	577
Drop-in Center Overnight Census	236
Faith Bed Census	32
Outreach Contacts	385
Outreach Placements	55
Safe Haven Utilization	1551
Veterans In Short-term Housing	193
Criminal Justice Short-term Housing (Note: This count is also included in the <b>TOTAL SHELTER CENSUS</b> )	NA

6 of 7 sites reporting  
6 of 7 sites reporting  
6 of 7 sites reporting

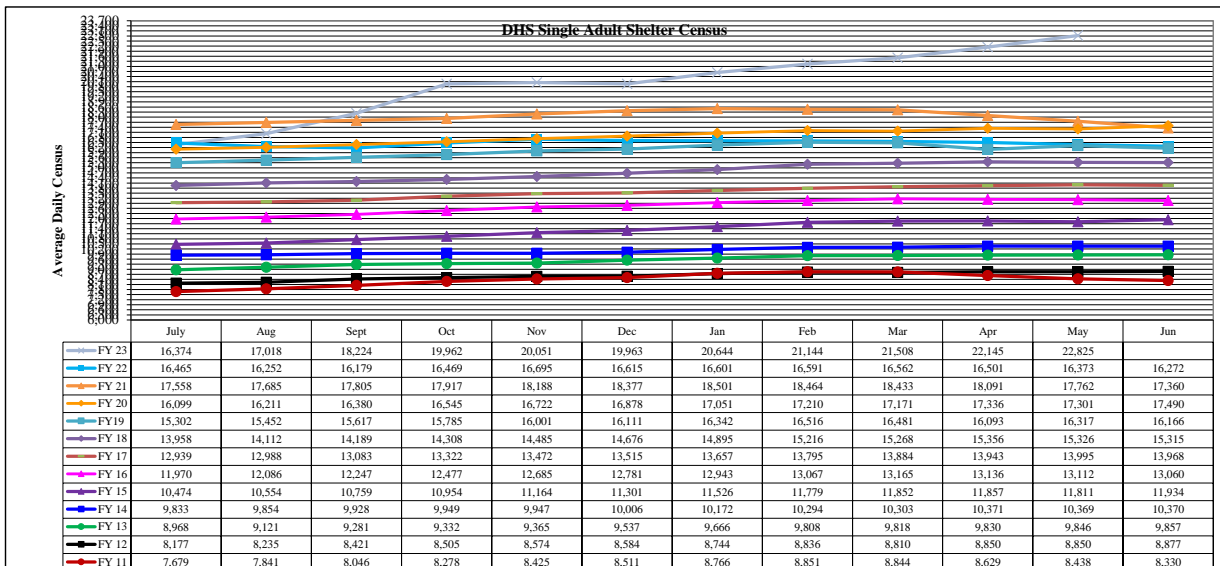
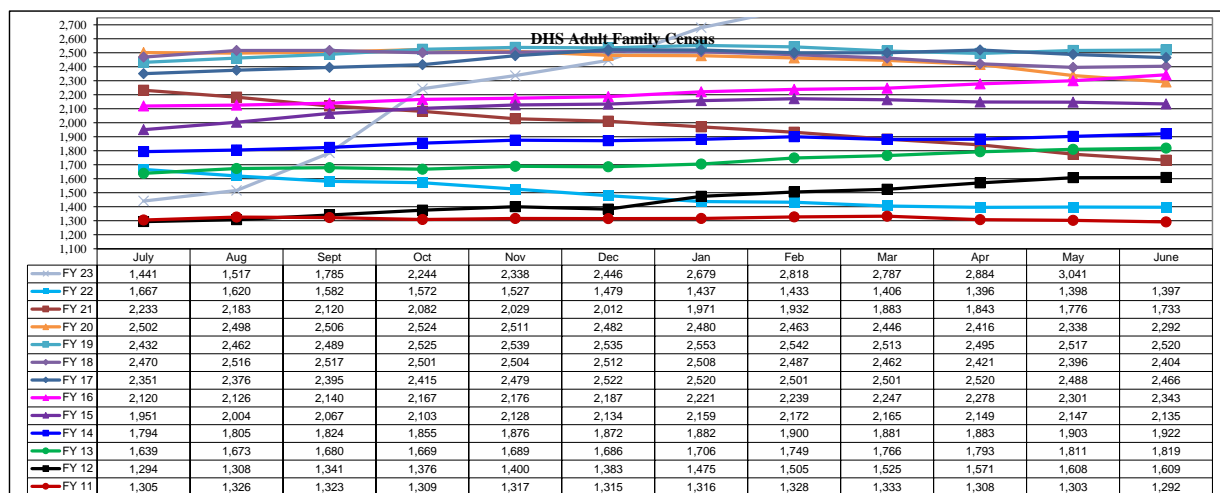
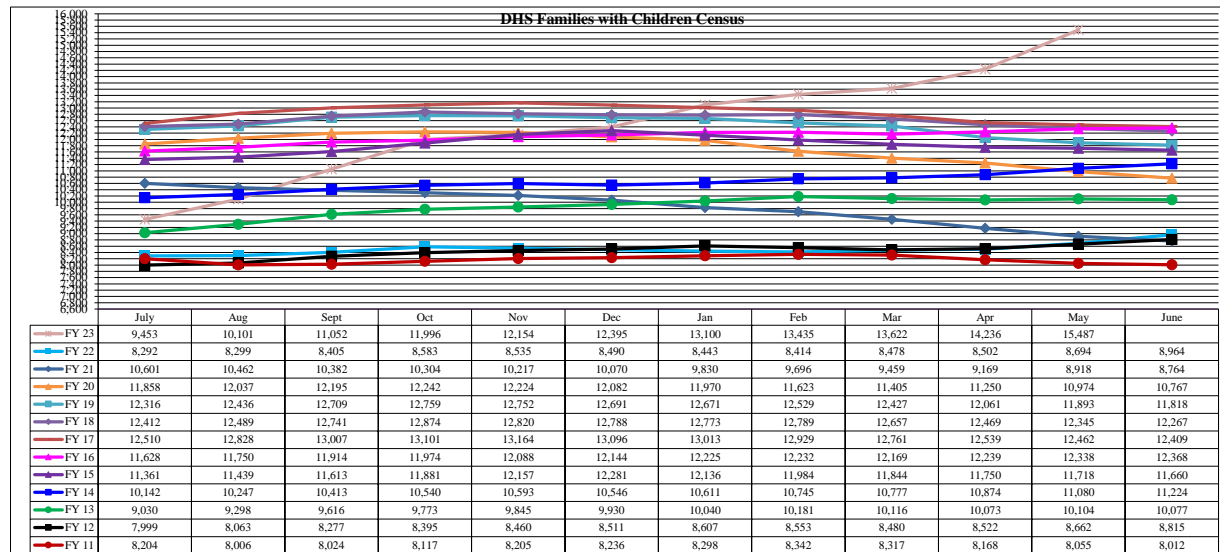
FAMILY INTAKE	
Families with Children Requesting Temporary Housing	156
Adult Families Requesting Temporary Housing	28
Families Placed in Overnight Accommodations	0
Families w/children at PATH Overnight (pre 10PM)	0

TOTAL SHELTER CENSUS	
Adults	53,560
Children	27,329
<b>Total Individuals</b>	<b>80,889</b>

SINGLE ADULTS	
Men	17,259
Women	4,644
<b>Total Single Adults</b>	<b>21,903</b>

FAMILIES WITH CHILDREN	
<b>Families</b>	16,072
Adults	25,279
Children	27,329
<b>Individuals</b>	<b>52,608</b>

ADULT FAMILIES CENSUS	
<b>Families</b>	3,007
<b>Individuals (Adults)</b>	<b>6,378</b>



\*Due to data conversion the average monthly census for December 2011 and January 2012 for Families with Children and Adult Families is based upon data for a partial month.