

DAILY REPORT

4/6/2021

(Data from Monday, April 05, 2021)

SINGLE ADULTS	
Drop-in Center Clients Served	448
Drop-in Center Overnight Census	141
Faith Bed Census	10
Outreach Contacts	340
Outreach Placements	5
Safe Haven Utilization	1142
Veterans In Short-term Housing	199
Criminal Justice Short-term Housing	95

FAMILY INTAKE	
Families Requesting Temporary Housing at PATH	108
Adult Families Requesting Temporary Housing at AFIC	12
Families Placed in Overnight Accommodations	0
Families w/children at PATH Overnight (pre 10PM)	0

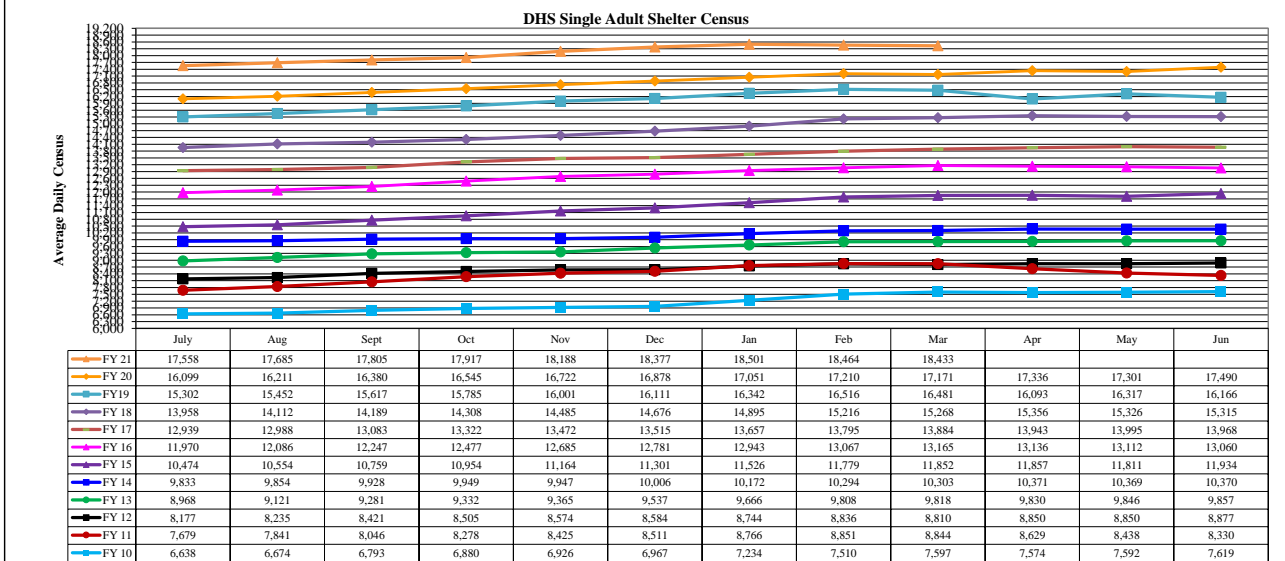
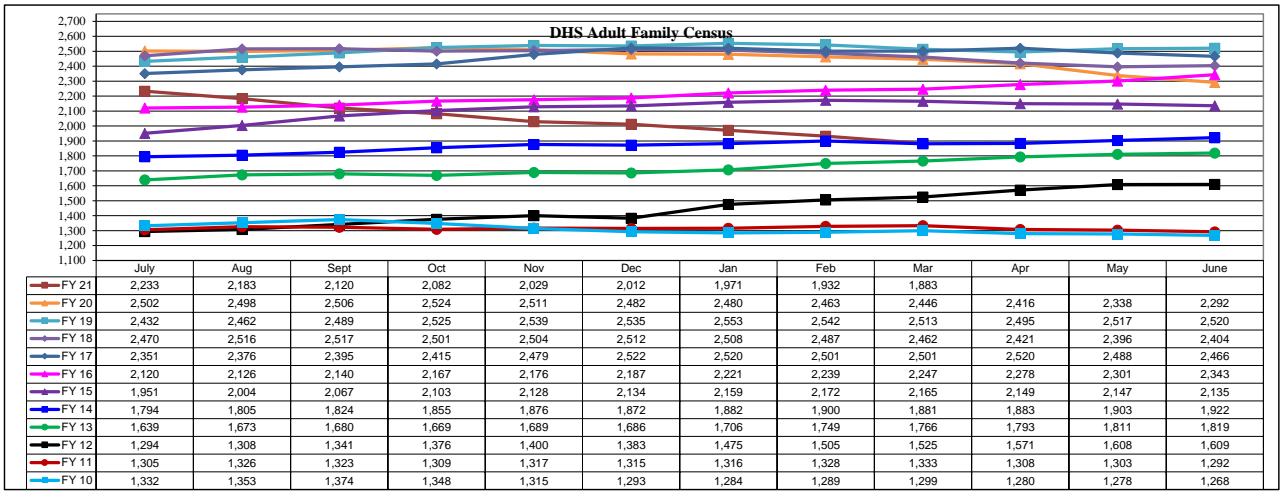
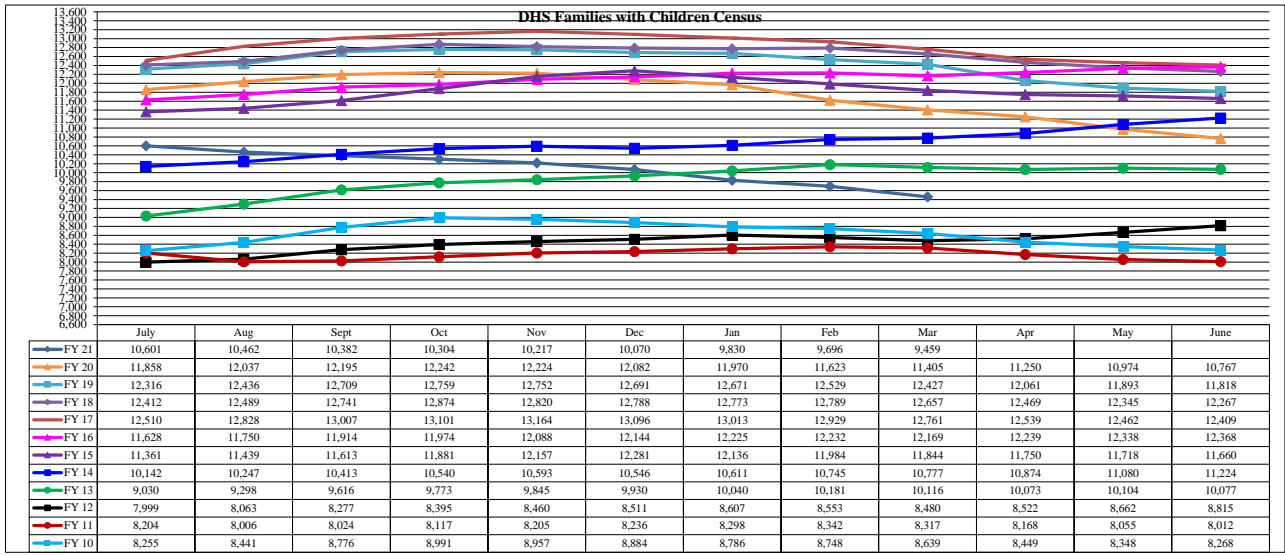
TOTAL SHELTER CENSUS	
Adults	34,361
Children	16,145
Total Individuals	50,506

SINGLE ADULTS	
Men	13,781
Women	4,418
Total Single Adults	18,199

FAMILIES WITH CHILDREN	
Families	9,257
Adults	12,217
Children	16,145
Individuals	28,362

ADULT FAMILIES CENSUS	
Families	1,867
Individuals (Adults)	3,945

x



*Due to data conversion the average monthly census for December 2011 and January 2012 for Families with Children and Adult Families is based upon data for a partial month.