

DAILY REPORT

3/18/2021

(Data from Wednesday, March 17, 2021)

Code Blue

SINGLE ADULTS	
Drop-in Center Clients Served	476
Drop-in Center Overnight Census	142
Faith Bed Census	37
Outreach Contacts	304
Outreach Placements	16
Safe Haven Utilization	1146
Veterans In Short-term Housing	210
Criminal Justice Short-term Housing	100

FAMILY INTAKE	
Families Requesting Temporary Housing at PATH	110
Adult Families Requesting Temporary Housing at AFIC	13
Families Placed in Overnight Accommodations	0
Families w/children at PATH Overnight (pre 10PM)	0

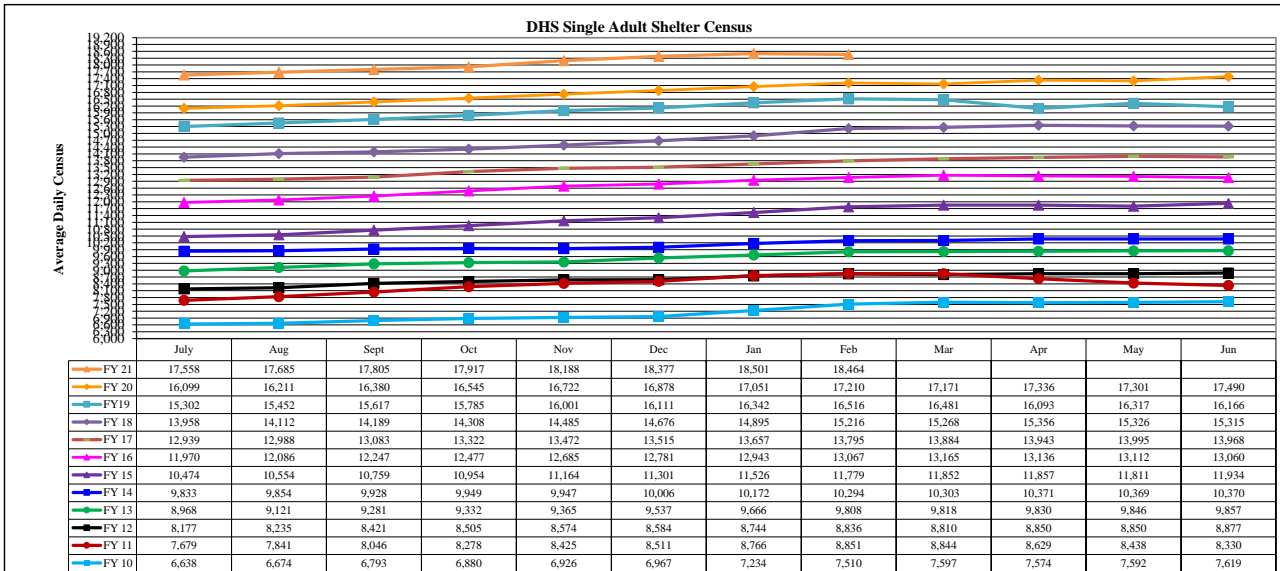
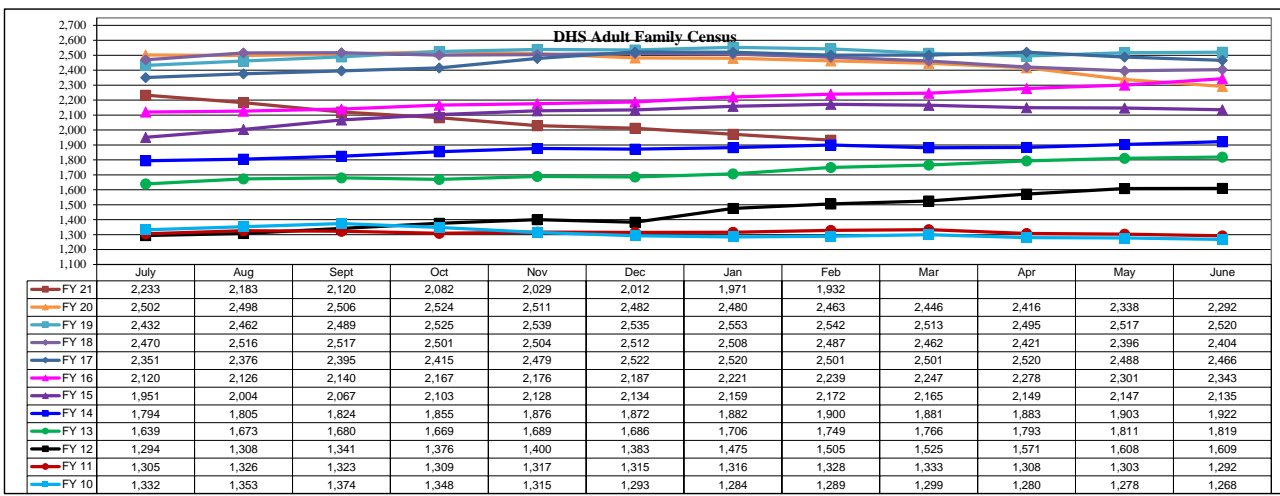
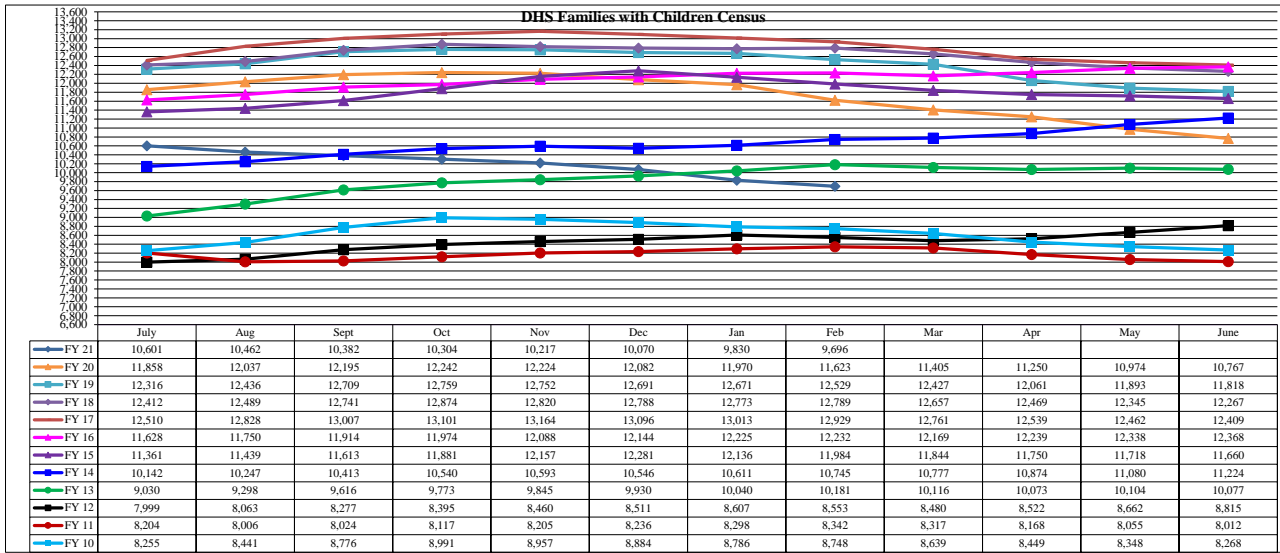
TOTAL SHELTER CENSUS	
Adults	34,879
Children	16,485
Total Individuals	51,364

SINGLE ADULTS	
Men	13,928
Women	4,526
Total Single Adults	18,454

FAMILIES WITH CHILDREN	
Families	9,434
Adults	12,449
Children	16,485
Individuals	28,934

ADULT FAMILIES CENSUS	
Families	1,878
Individuals (Adults)	3,976

x



*Due to data conversion the average monthly census for December 2011 and January 2012 for Families with Children and Adult Families is based upon data for a partial month.