

DAILY REPORT

1/8/2020

(Data from Tuesday, January 07, 2020)

Code Blue

SINGLE ADULTS	
Drop-in Center Clients Served	632
Drop-in Center Overnight Census	243
Faith Bed Census	189
Outreach Contacts	399
Outreach Placements	16
Safe Haven Utilization	1067
Veterans In Short-term Housing	233
Criminal Justice Short-term Housing	213

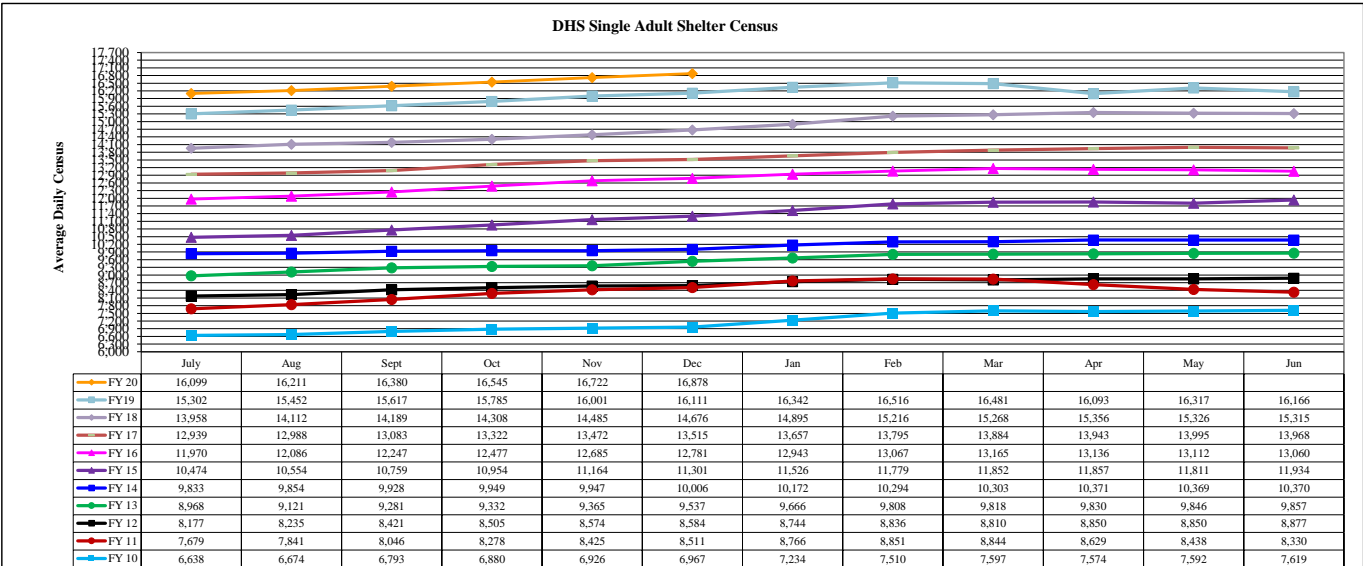
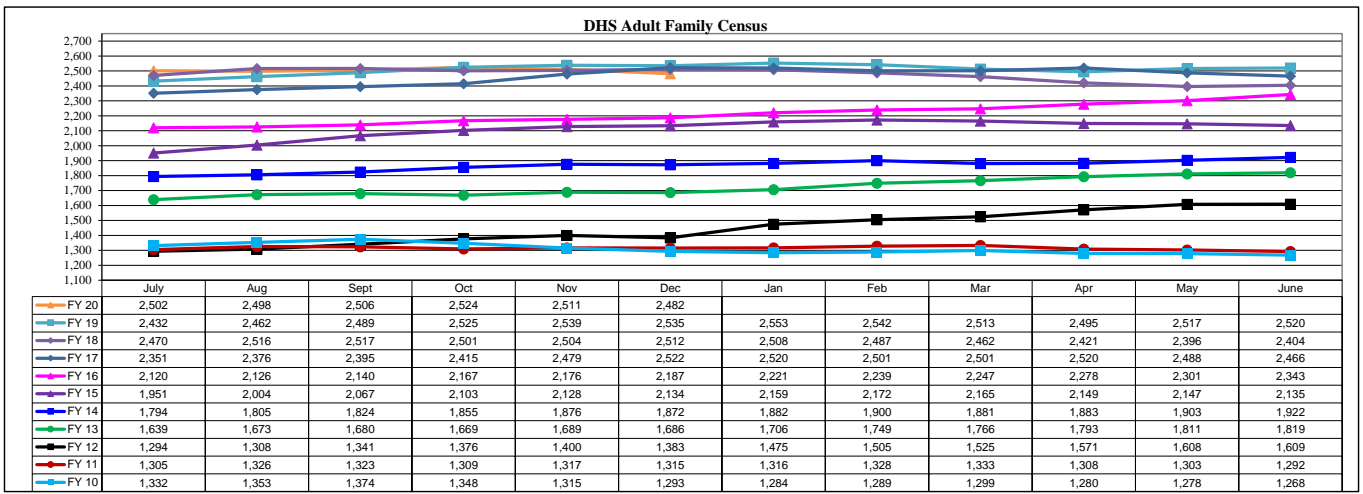
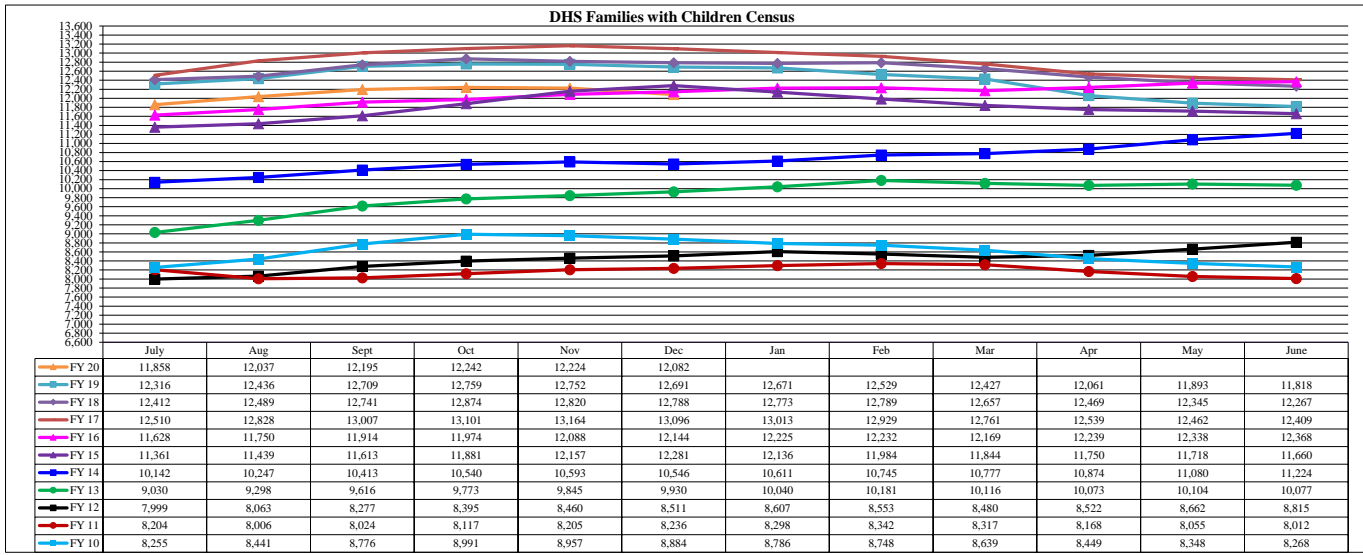
FAMILY INTAKE	
Families Requesting Temporary Housing at PATH	119
Adult Families Requesting Temporary Housing at AFIC	25
Families Placed in Overnight Accommodations	0
Families w/children at PATH Overnight (pre 10PM)	0

TOTAL SHELTER CENSUS	
Adults	38,236
Children	21,347
Total Individuals	59,583

SINGLE ADULT SHELTER CENSUS	
Men	12,353
Women	4,635
Total Single Adults	16,988

FAMILIES WITH CHILDREN CENSUS	
Families	11,946
Adults	16,022
Children	21,347
Individuals	37,369

ADULT FAMILIES CENSUS	
Families	2,485
Individuals (Adults)	5,226



*Due to data conversion the average monthly census for December 2011 and January 2012 for Families with Children and Adult Families is based upon data for a partial month.