

DAILY REPORT

12/24/2020

(Data from Wednesday, December 23, 2020)

Code Blue

SINGLE ADULTS	
Drop-in Center Clients Served	447
Drop-in Center Overnight Census	176
Faith Bed Census	50
Outreach Contacts	217
Outreach Placements	26
Safe Haven Utilization	1147
Veterans In Short-term Housing	219
Criminal Justice Short-term Housing	116

Incomplete (5/6)
Incomplete (5/6)
Incomplete (5/6)

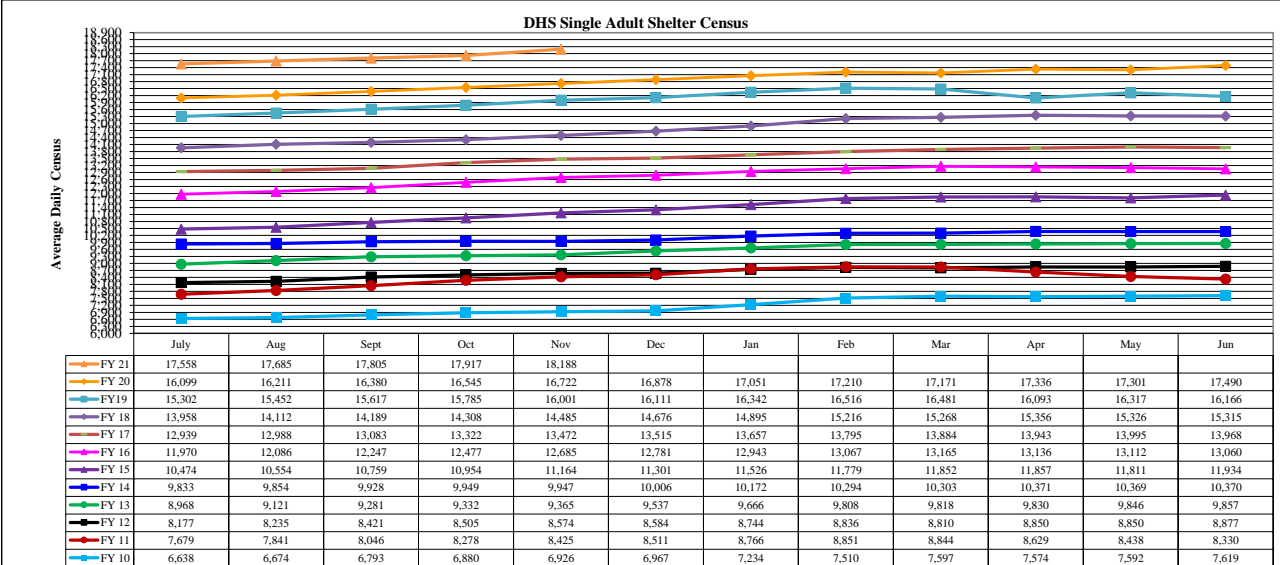
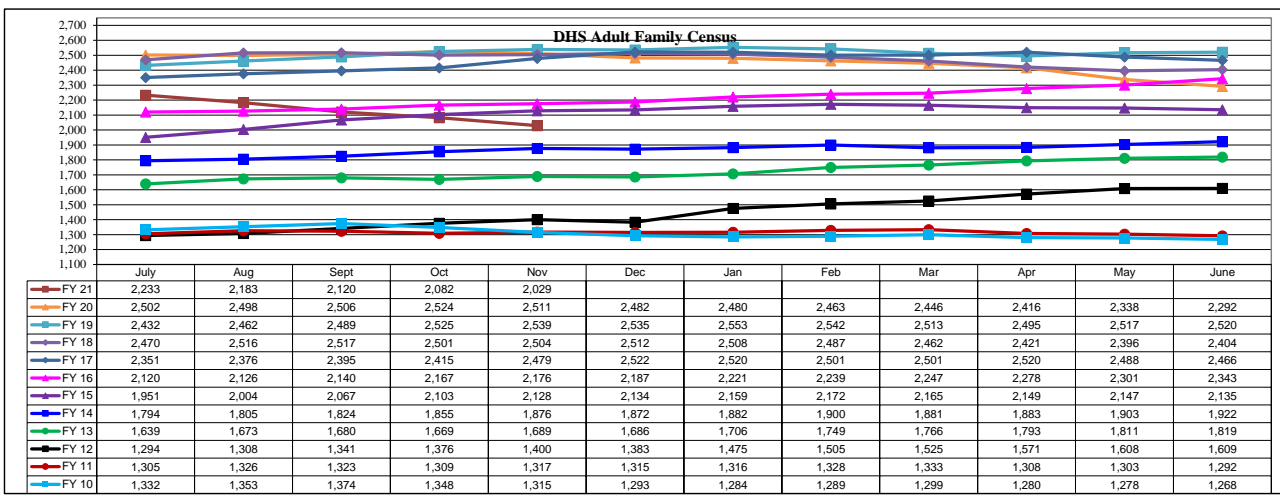
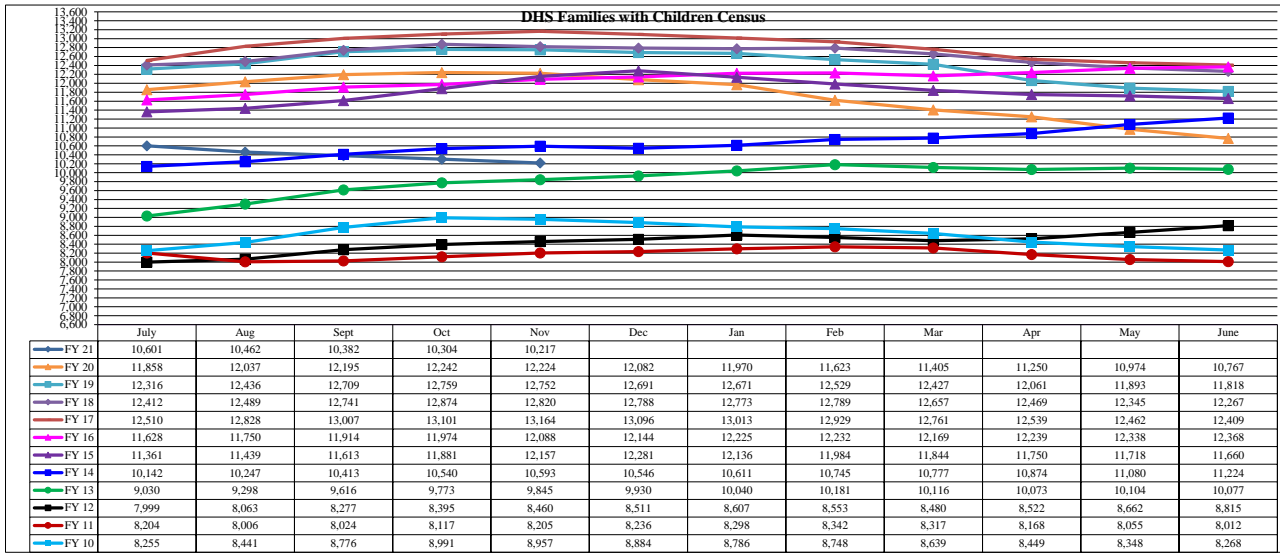
FAMILY INTAKE	
Families Requesting Temporary Housing at PATH	107
Adult Families Requesting Temporary Housing at AFIC	17
Families Placed in Overnight Accommodations	0
Families w/children at PATH Overnight (pre 10PM)	0

TOTAL SHELTER CENSUS	
Adults	35,787
Children	17,564
Total Individuals	53,351

SINGLE ADULTS	
Men	13,827
Women	4,537
Total Single Adults	18,364

FAMILIES WITH CHILDREN CENSUS	
Families	10,022
Adults	13,200
Children	17,564
Individuals	30,764

ADULT FAMILIES CENSUS	
Families	2,003
Individuals (Adults)	4,223



*Due to data conversion the average monthly census for December 2011 and January 2012 for Families with Children and Adult Families is based upon data for a partial month.