

**DAILY REPORT**

6/17/2022

(Data from Thursday, June 16, 2022)

SINGLE ADULTS	
Drop-in Center Clients Served	322
Drop-in Center Overnight Census	116
Faith Bed Census	20
Outreach Contacts	231
Outreach Placements	31
Safe Haven Utilization	1497
Veterans In Short-term Housing	182
Criminal Justice Short-term Housing	87

4 of 5 sites reporting  
 4 of 5 sites reporting  
 4 of 5 sites reporting

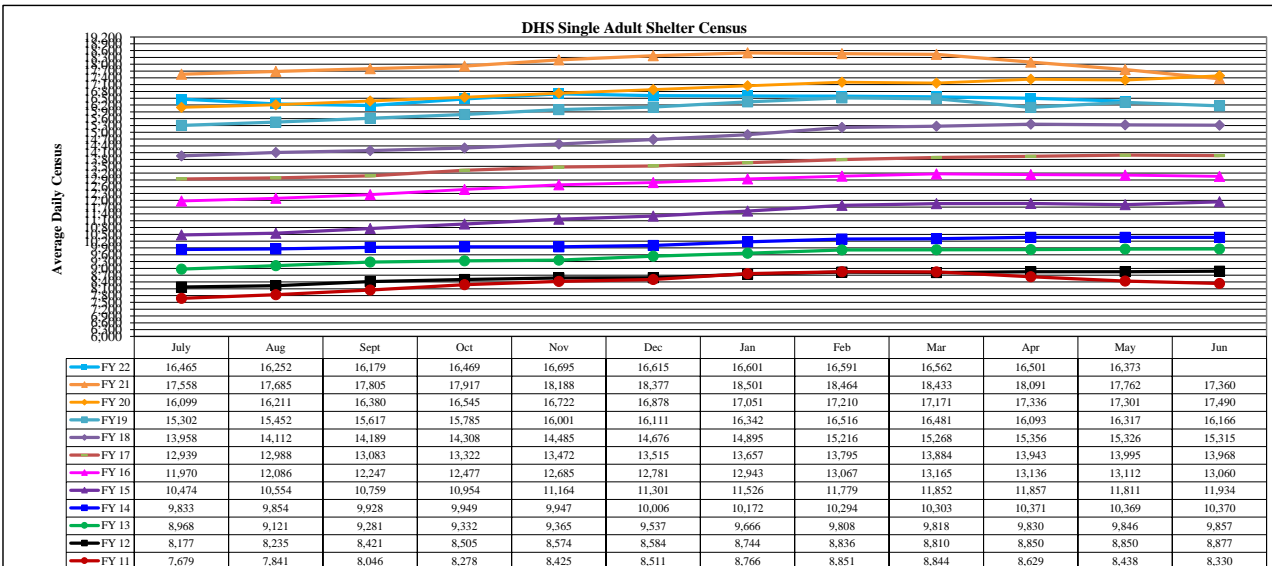
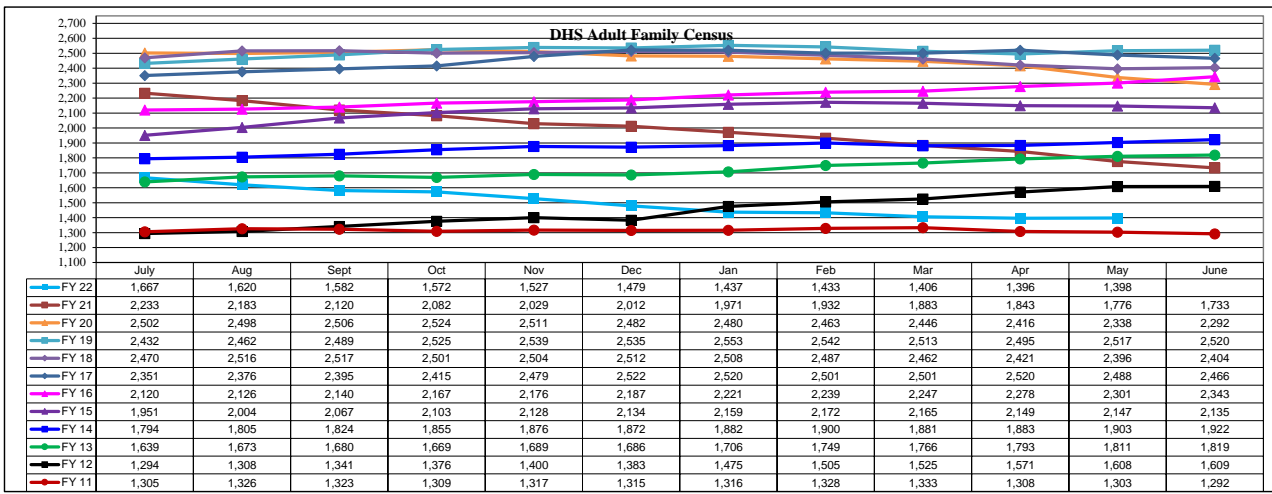
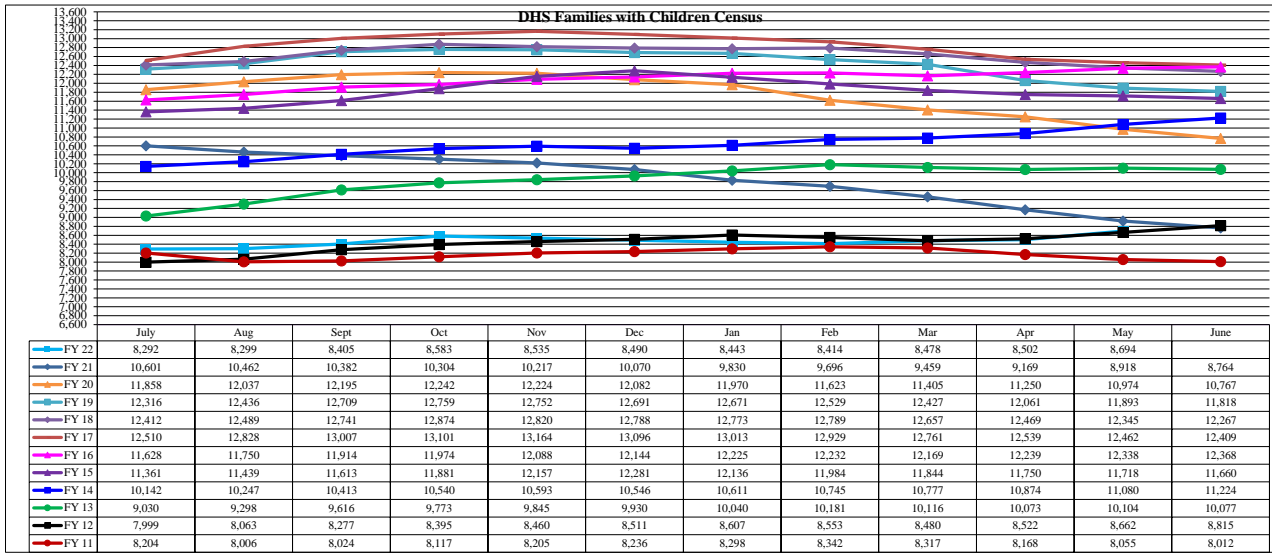
FAMILY INTAKE	
Families Requesting Temporary Housing at PATH	109
Adult Families Requesting Temporary Housing at AFIC	20
Families Placed in Overnight Accommodations	0
Families w/children at PATH Overnight (pre 10PM)	0

TOTAL SHELTER CENSUS	
Adults	31,309
Children	15,234
<b>Total Individuals</b>	<b>46,543</b>

SINGLE ADULTS	
Men	12,199
Women	4,104
<b>Total Single Adults</b>	<b>16,303</b>

FAMILIES WITH CHILDREN	
<b>Families</b>	8,906
Adults	12,055
Children	15,234
<b>Individuals</b>	<b>27,289</b>

ADULT FAMILIES CENSUS	
<b>Families</b>	1,404
<b>Individuals (Adults)</b>	<b>2,951</b>



\*Due to data conversion the average monthly census for December 2011 and January 2012 for Families with Children and Adult Families is based upon data for a partial month.