

DAILY REPORT

6/21/2023

(Data from Tuesday, June 20, 2023)

SINGLE ADULTS	
Drop-in Center Clients Served	293
Drop-in Center Overnight Census	115
Faith Bed Census	25
Outreach Contacts	417
Outreach Placements	39
Safe Haven Utilization	1551
Veterans In Short-term Housing	193
Criminal Justice Short-term Housing (Note: This count is also included in the TOTAL SHELTER CENSUS)	NA

4 of 7 sites reporting
4 of 7 sites reporting
4 of 7 sites reporting

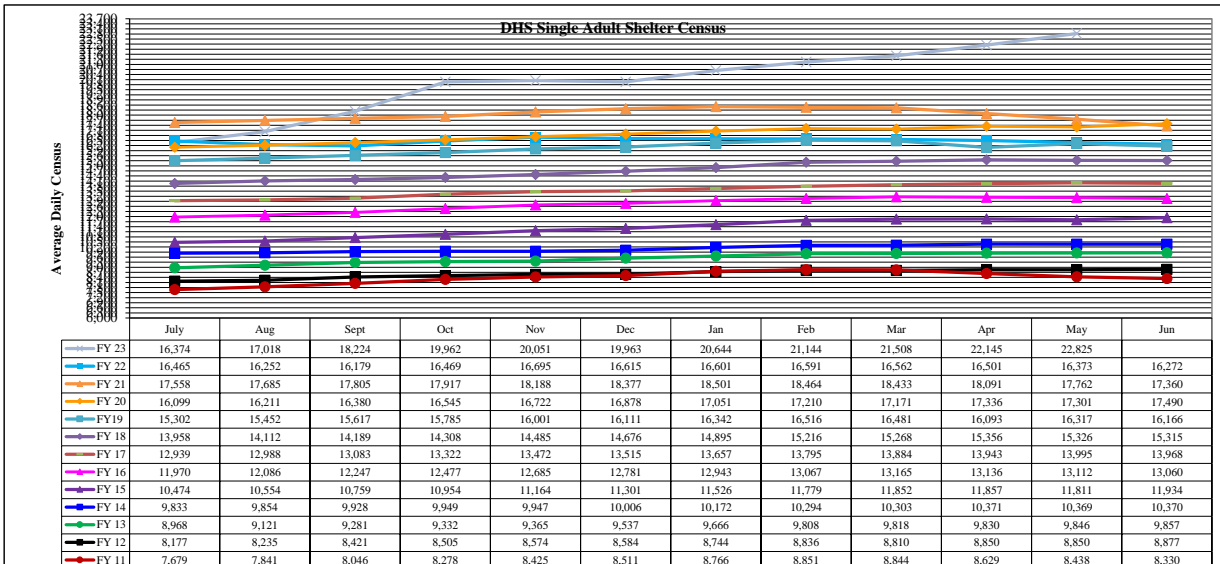
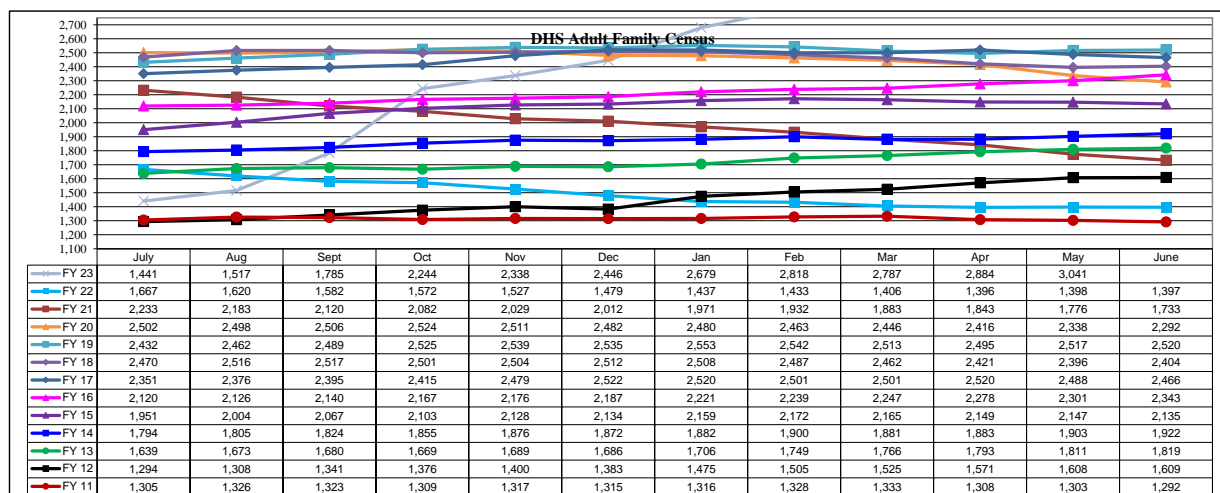
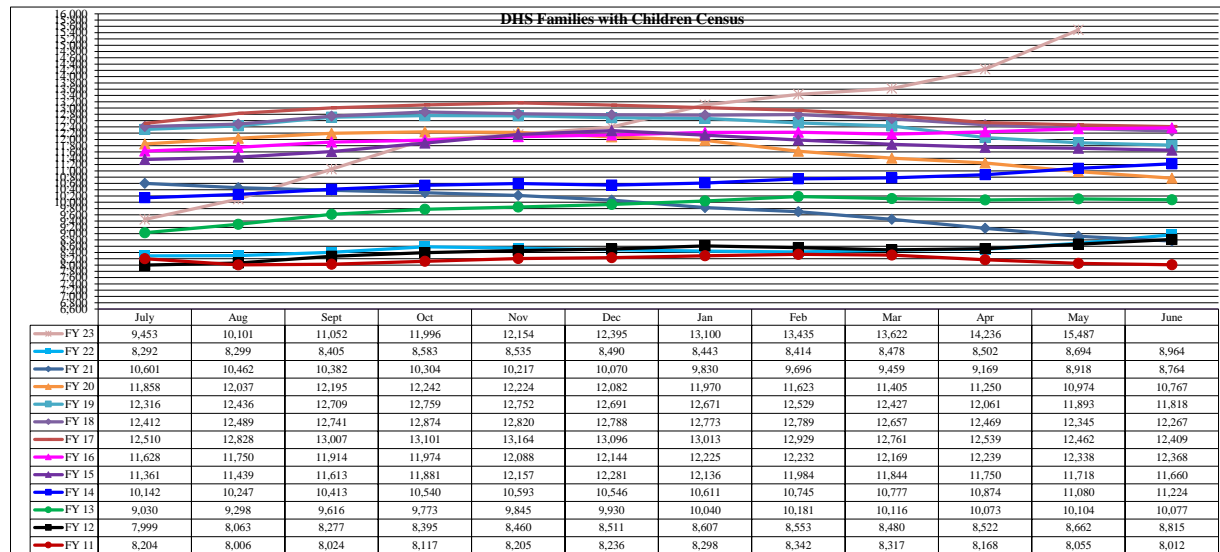
FAMILY INTAKE	
Families with Children Requesting Temporary Housing	157
Adult Families Requesting Temporary Housing	31
Families Placed in Overnight Accommodations	0
Families w/children at PATH Overnight (pre 10PM)	0

TOTAL SHELTER CENSUS	
Adults	53,489
Children	27,131
Total Individuals	80,620

SINGLE ADULTS	
Men	17,335
Women	4,677
Total Single Adults	22,012

FAMILIES WITH CHILDREN	
Families	15,961
Adults	25,119
Children	27,131
Individuals	52,250

ADULT FAMILIES CENSUS	
Families	2,996
Individuals (Adults)	6,358



*Due to data conversion the average monthly census for December 2011 and January 2012 for Families with Children and Adult Families is based upon data for a partial month.