

**DAILY REPORT**

5/5/2023

(Data from Thursday, May 04, 2023)

SINGLE ADULTS	
Drop-in Center Clients Served	418
Drop-in Center Overnight Census	175
Faith Bed Census	32
Outreach Contacts	431
Outreach Placements	57
Safe Haven Utilization	1522
Veterans In Short-term Housing	138
Criminal Justice Short-term Housing (Note: This count is also included in the <b>TOTAL SHELTER CENSUS</b> )	155

5 of 7 sites reporting  
 5 of 7 sites reporting  
 5 of 7 sites reporting

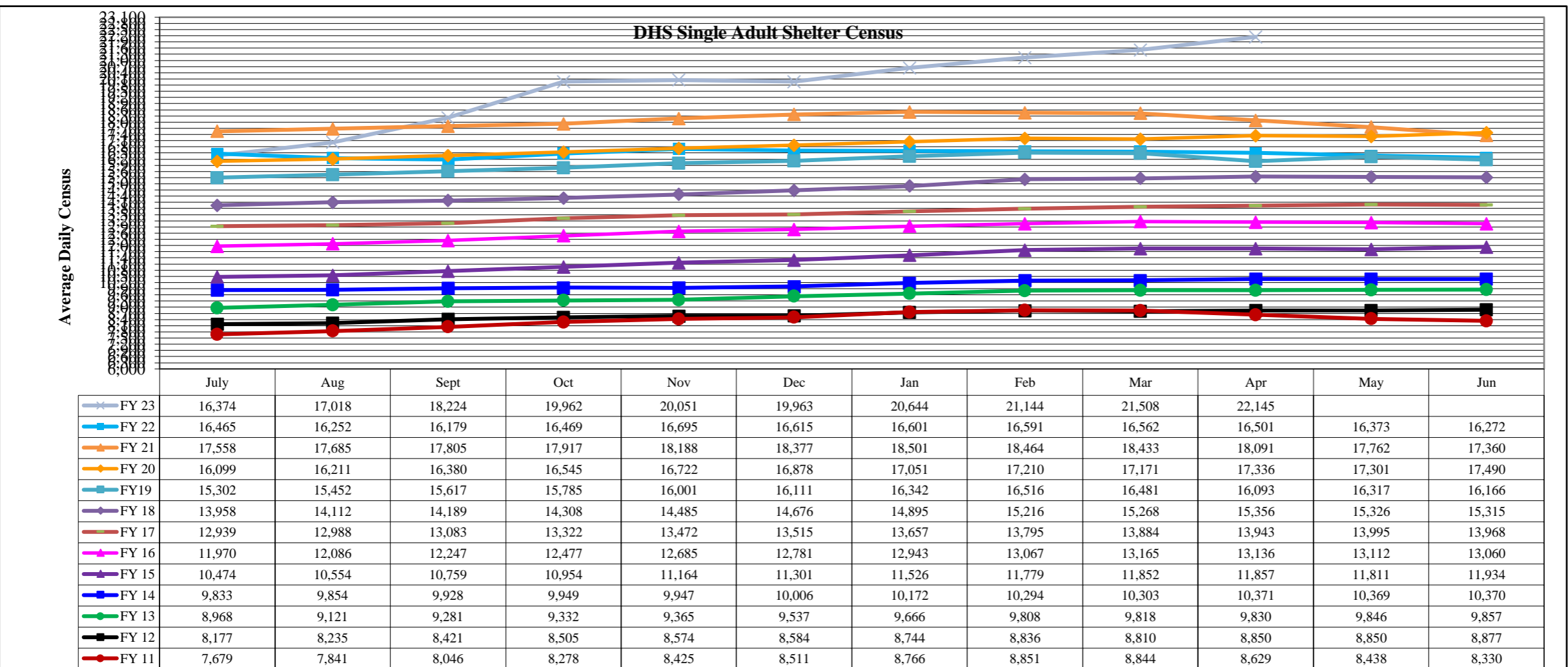
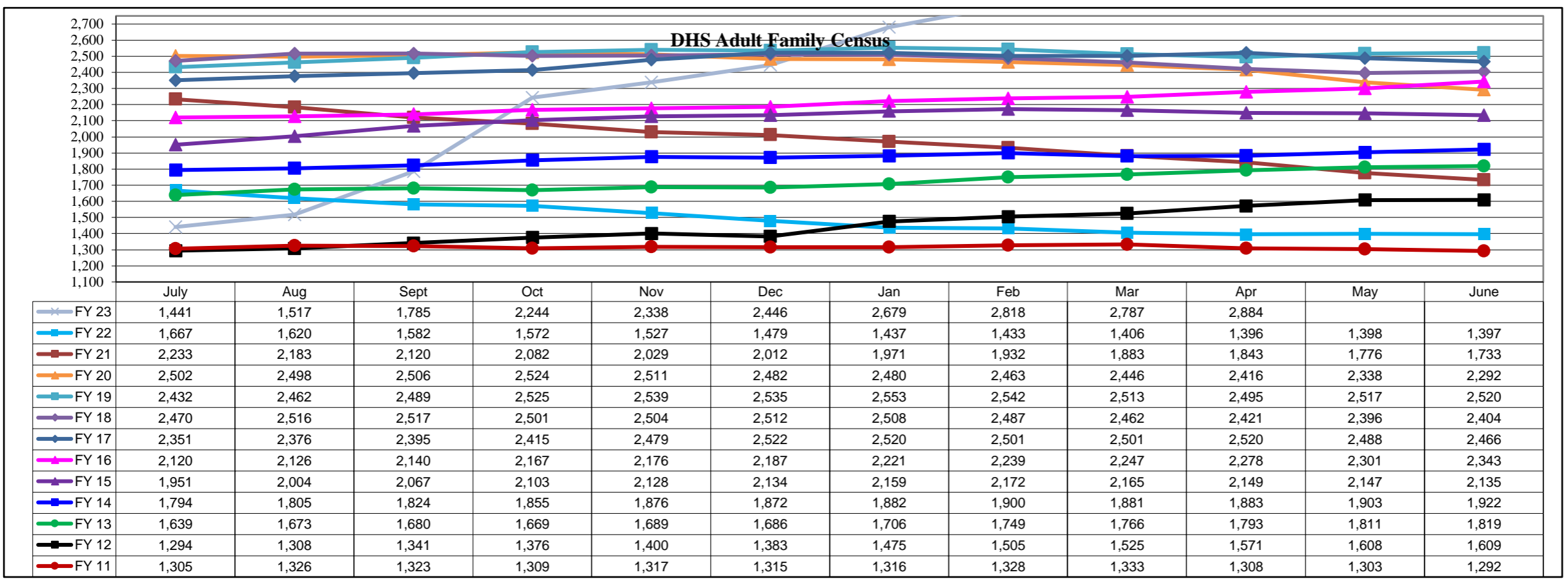
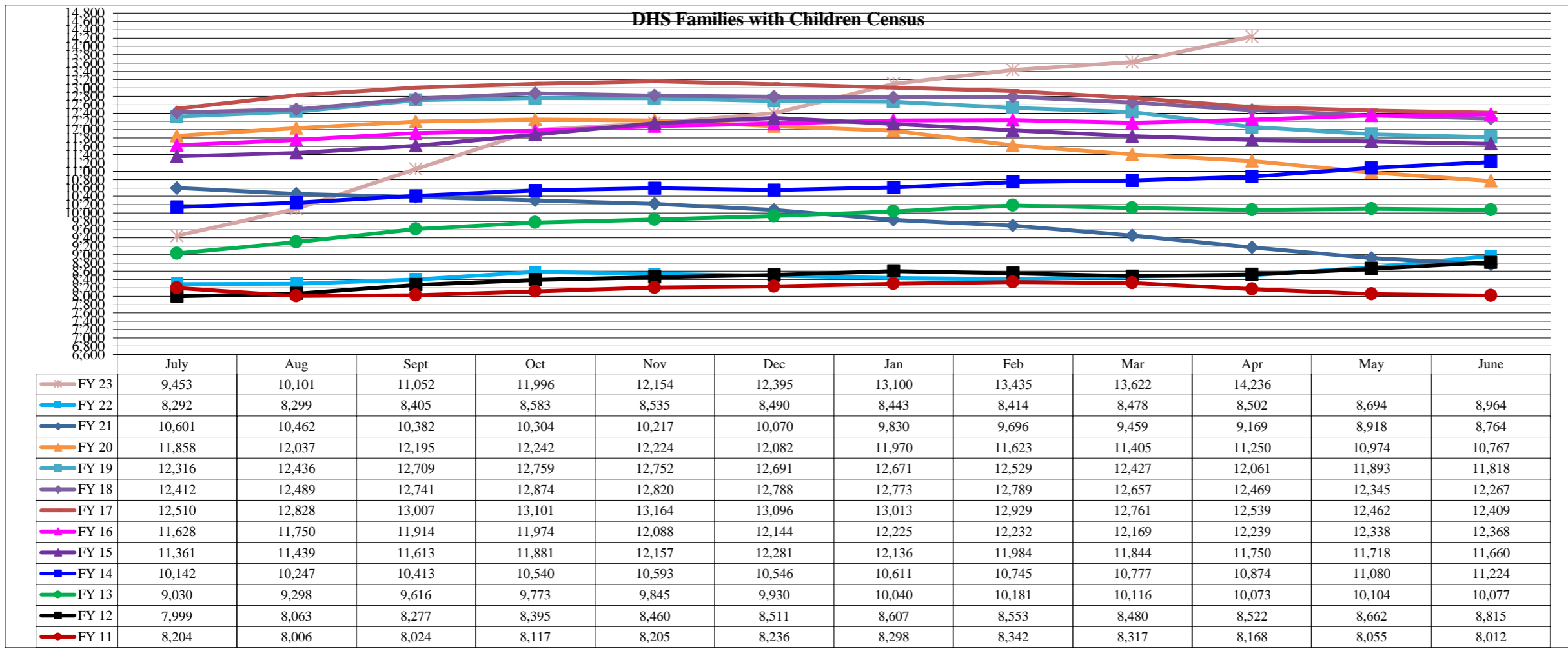
FAMILY INTAKE	
Families with Children Requesting Temporary Housing	194
Adult Families Requesting Temporary Housing	46
Families Placed in Overnight Accommodations	0
Families w/children at PATH Overnight (pre 10PM)	0

TOTAL SHELTER CENSUS	
Adults	52,459
Children	25,464
<b>Total Individuals</b>	<b>77,923</b>

SINGLE ADULTS	
Men	18,081
Women	4,631
<b>Total Single Adults</b>	<b>22,712</b>

FAMILIES WITH CHILDREN	
<b>Families</b>	14,939
Adults	23,375
Children	25,464
<b>Individuals</b>	<b>48,839</b>

ADULT FAMILIES CENSUS	
<b>Families</b>	3,011
<b>Individuals (Adults)</b>	<b>6,372</b>



\*Due to data conversion the average monthly census for December 2011 and January 2012 for Families with Children and Adult Families is based upon data for a partial month.