

DAILY REPORT

10/22/2021

(Data from Thursday, October 21, 2021)

SINGLE ADULTS	
Drop-in Center Clients Served	286
Drop-in Center Overnight Census	109
Faith Bed Census	0
Outreach Contacts	216
Outreach Placements	12
Safe Haven Utilization	1081
Veterans In Short-term Housing	123
Criminal Justice Short-term Housing	107

4 of 6 sites reporting
 4 of 6 sites reporting
 4 of 6 sites reporting

FAMILY INTAKE	
Families Requesting Temporary Housing at PATH	116
Adult Families Requesting Temporary Housing at AFIC	20
Families Placed in Overnight Accommodations	0
Families w/children at PATH Overnight (pre 10PM)	0

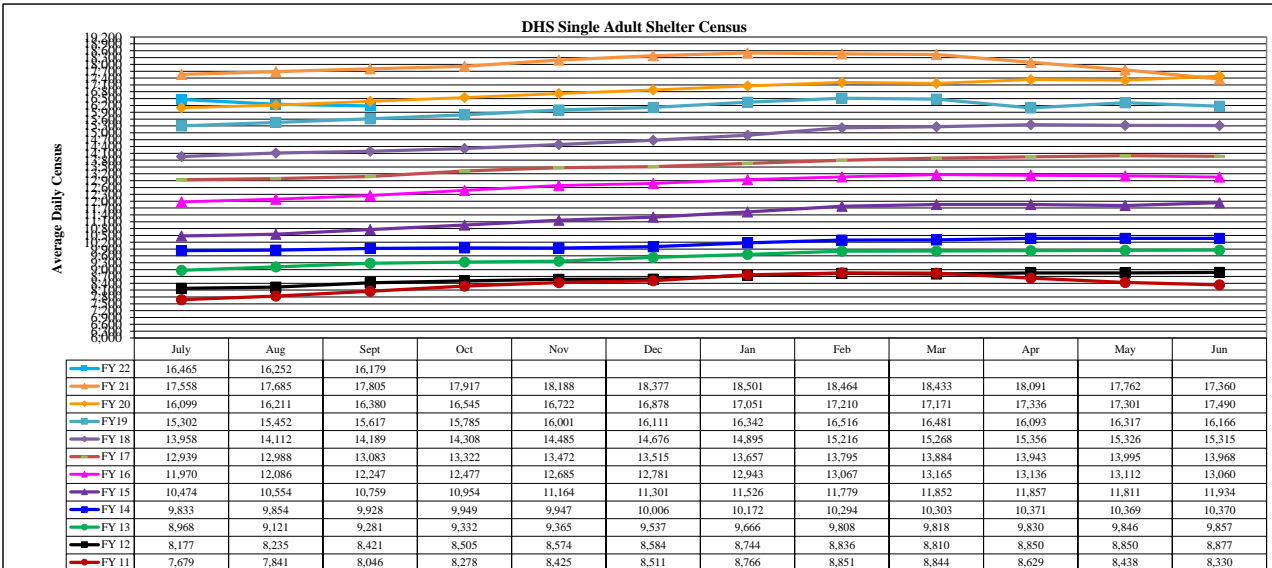
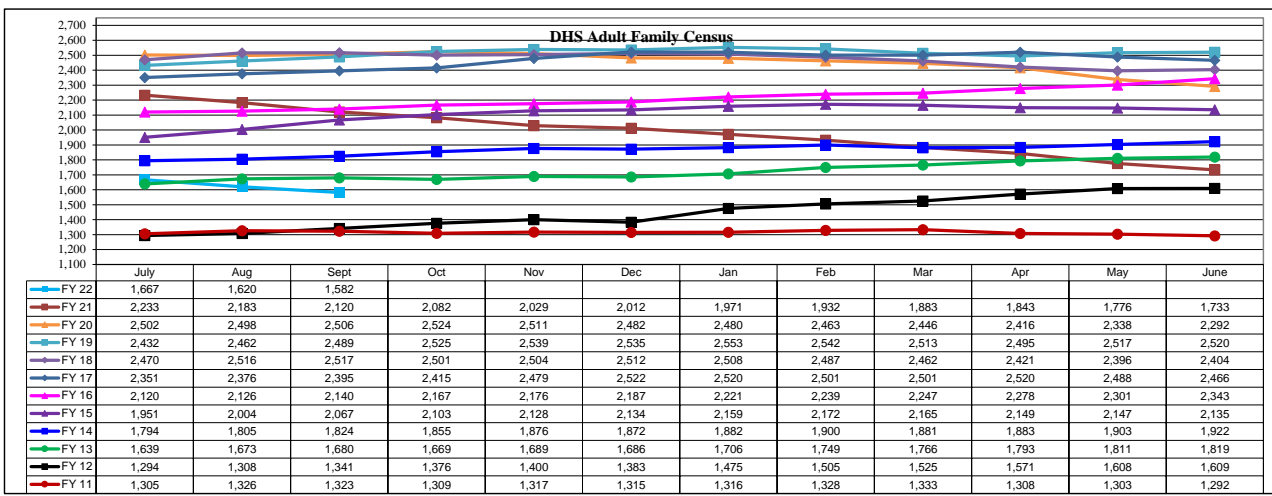
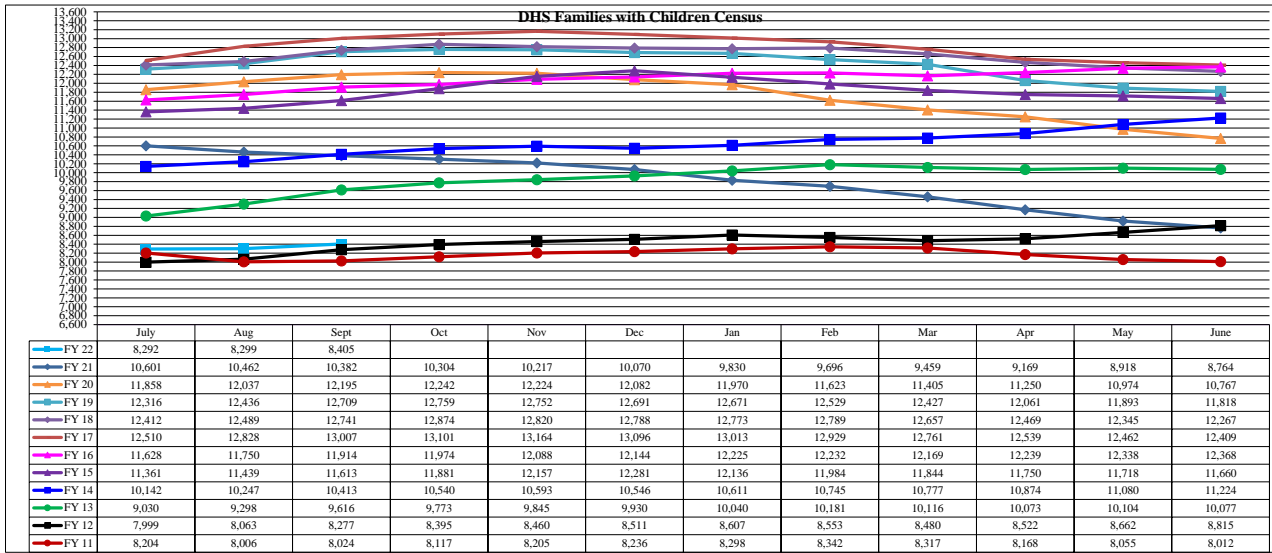
TOTAL SHELTER CENSUS	
Adults	31,102
Children	14,937
Total Individuals	46,039

SINGLE ADULTS	
Men	12,365
Women	4,148
Total Single Adults	16,513

FAMILIES WITH CHILDREN	
Families	8,611
Adults	11,285
Children	14,937
Individuals	26,222

ADULT FAMILIES CENSUS	
Families	1,577
Individuals (Adults)	3,304

x



*Due to data conversion the average monthly census for December 2011 and January 2012 for Families with Children and Adult Families is based upon data for a partial month.