

DAILY REPORT

5/17/2021

(Data from Sunday, May 16, 2021)

SINGLE ADULTS	
Drop-in Center Clients Served	391
Drop-in Center Overnight Census	135
Faith Bed Census	17
Outreach Contacts	215
Outreach Placements	0
Safe Haven Utilization	1058
Veterans In Short-term Housing	196
Criminal Justice Short-term Housing	87

FAMILY INTAKE	
Families Requesting Temporary Housing at PATH	47
Adult Families Requesting Temporary Housing at AFIC	9
Families Placed in Overnight Accommodations	0
Families w/children at PATH Overnight (pre 10PM)	0

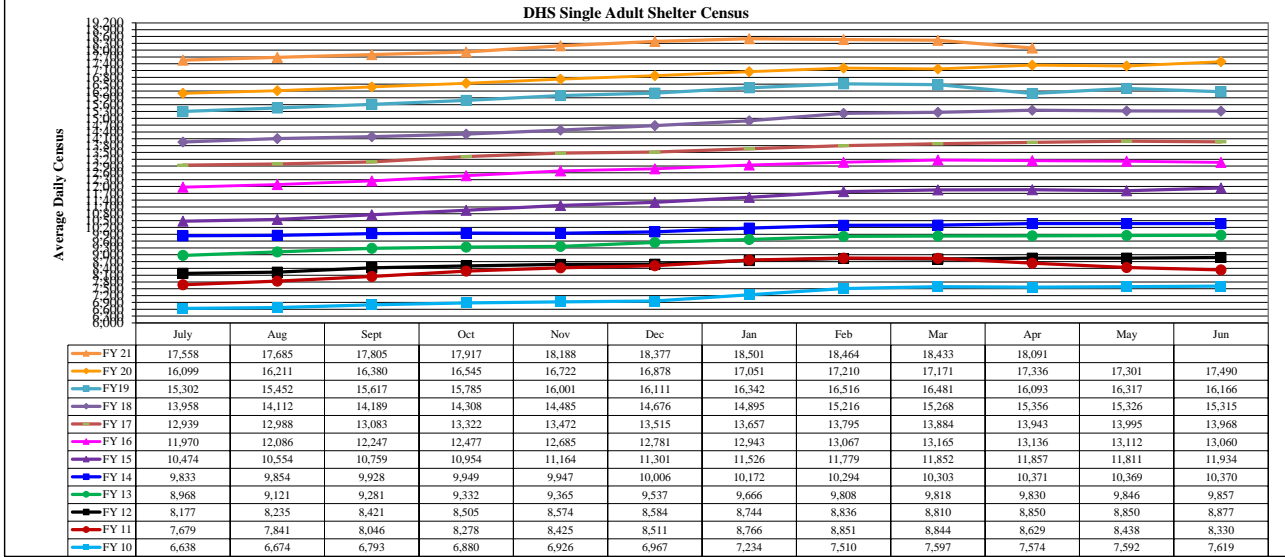
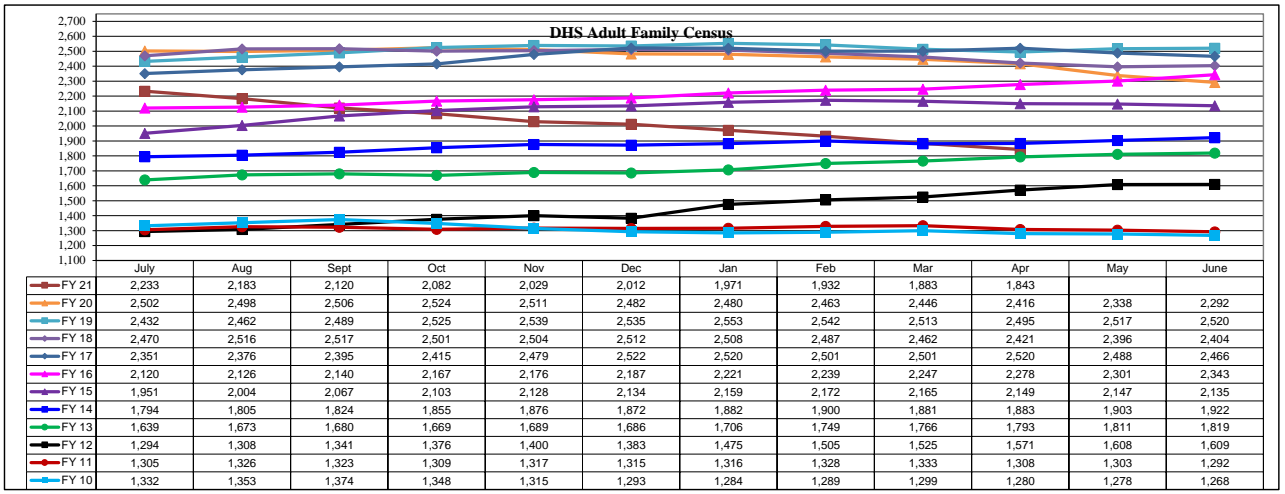
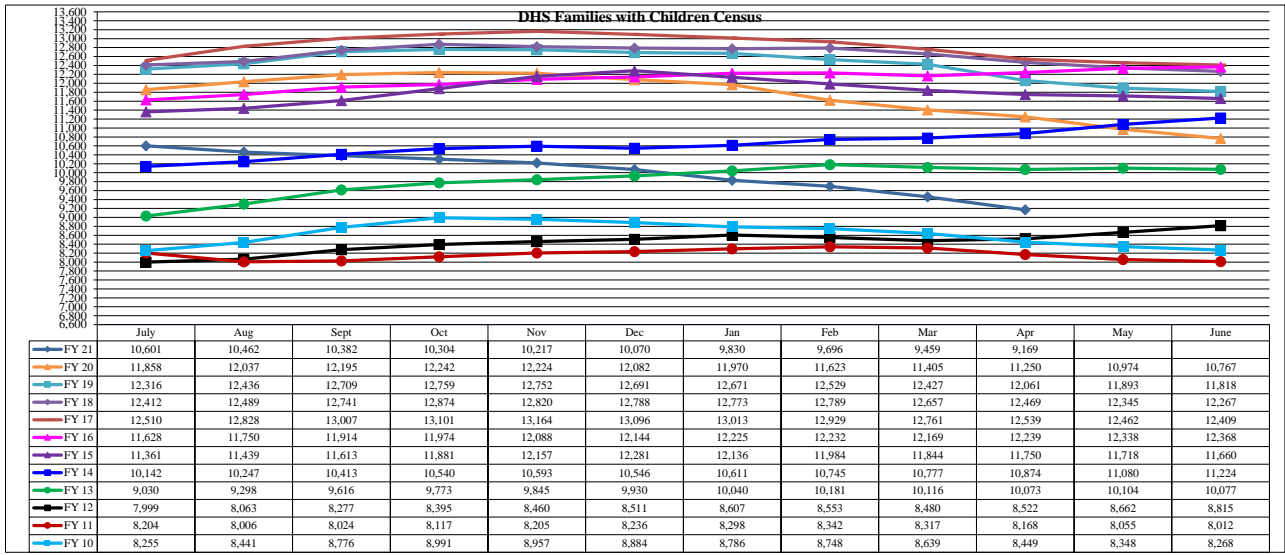
TOTAL SHELTER CENSUS	
Adults	33,241
Children	15,515
Total Individuals	48,756

SINGLE ADULTS	
Men	13,451
Women	4,326
Total Single Adults	17,777

FAMILIES WITH CHILDREN	
Families	8,937
Adults	11,731
Children	15,515
Individuals	27,246

ADULT FAMILIES CENSUS	
Families	1,775
Individuals (Adults)	3,733

x



*Due to data conversion the average monthly census for December 2011 and January 2012 for Families with Children and Adult Families is based upon data for a partial month.