

DAILY REPORT

11/16/2022

(Data from Tuesday, November 15, 2022)

| SINGLE ADULTS | |
|---|------|
| Drop-in Center Clients Served | 567 |
| Drop-in Center Overnight Census | 198 |
| Faith Bed Census | 29 |
| Outreach Contacts | 345 |
| Outreach Placements | 24 |
| Safe Haven Utilization | 1497 |
| Veterans In Short-term Housing | 207 |
| Criminal Justice Short-term Housing (Note: This count is also included in the TOTAL SHELTER CENSUS) | 184 |

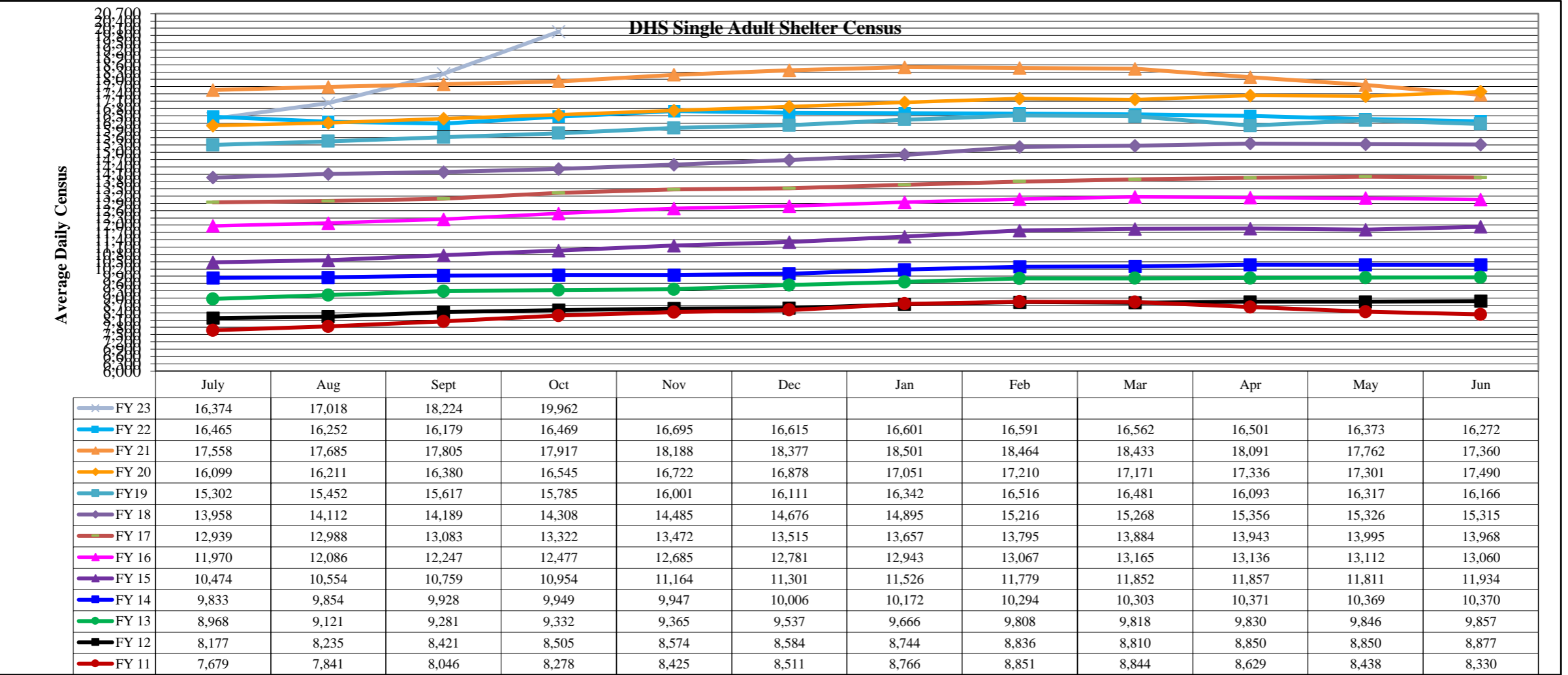
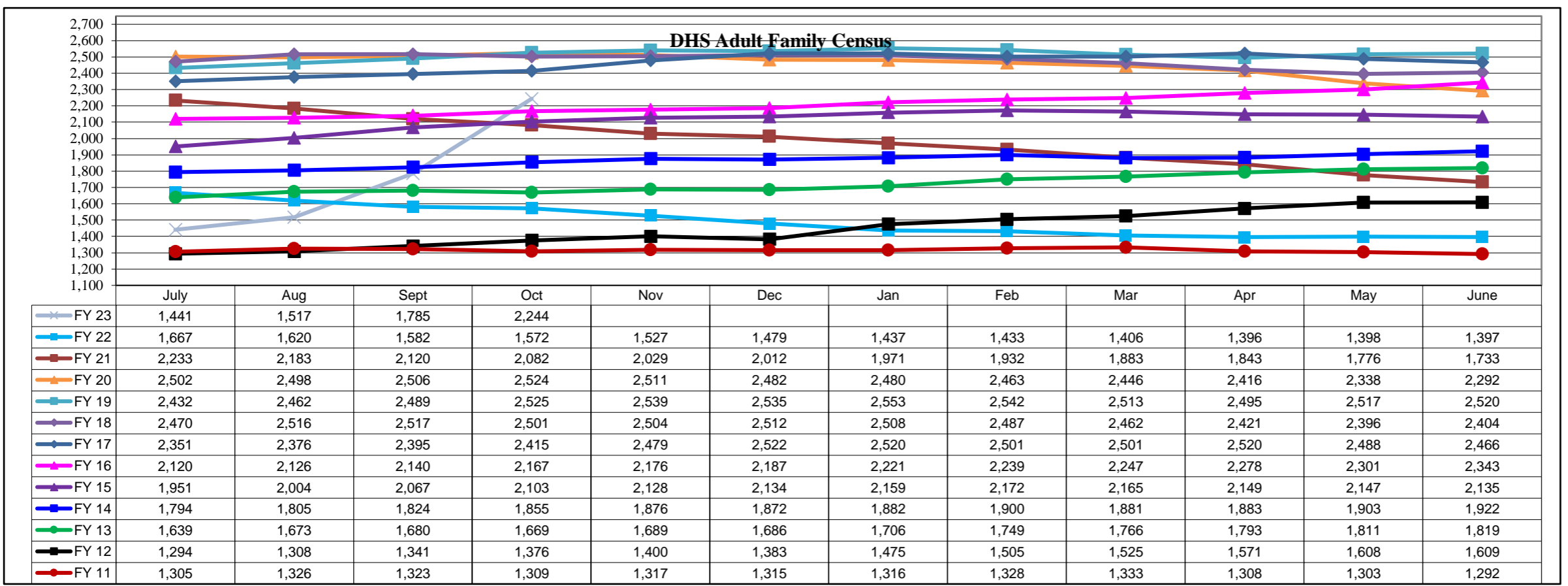
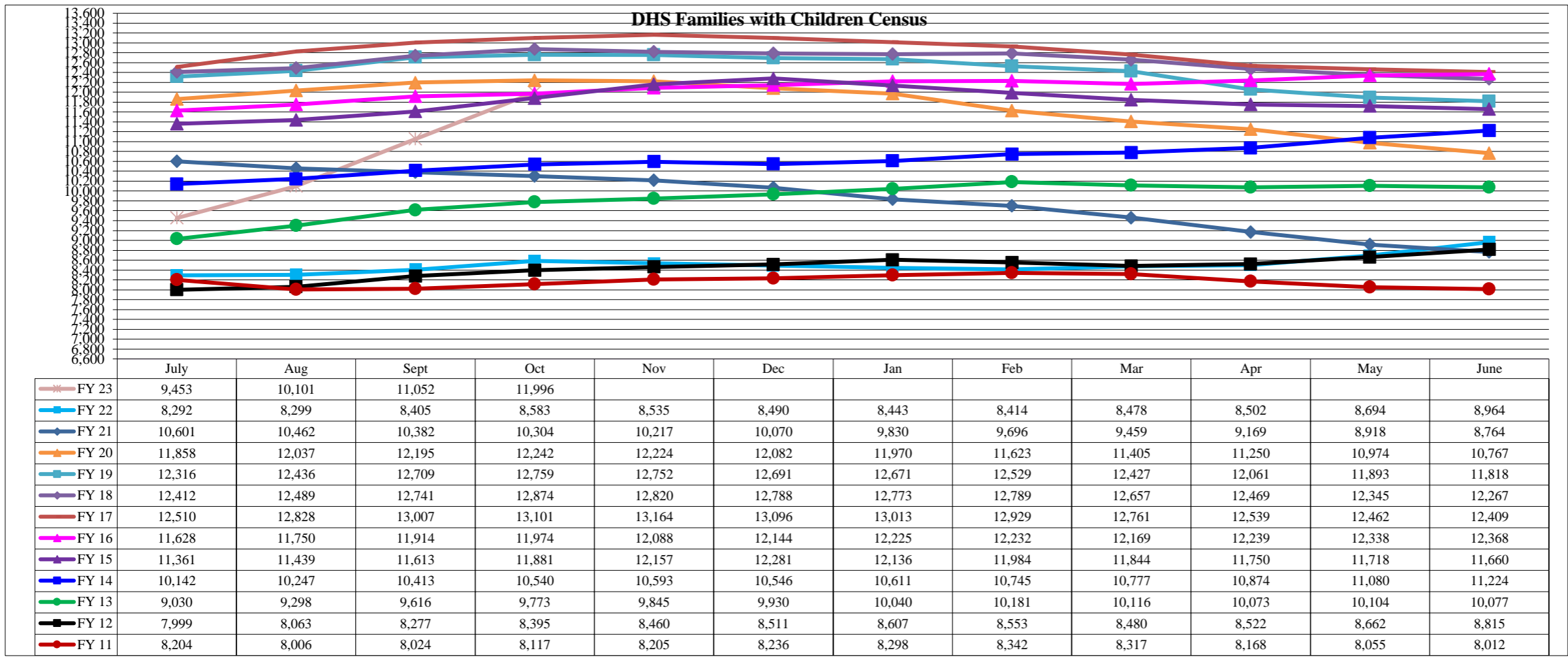
| FAMILY INTAKE | |
|---|-----|
| Families Requesting Temporary Housing at PATH | 156 |
| Adult Families Requesting Temporary Housing at AFIC | 15 |
| Families Placed in Overnight Accommodations | 0 |
| Families w/children at PATH Overnight (pre 10PM) | 0 |

| TOTAL SHELTER CENSUS | |
|--------------------------|---------------|
| Adults | 43,013 |
| Children | 20,647 |
| Total Individuals | 63,660 |

| SINGLE ADULTS | |
|----------------------------|---------------|
| Men | 15,627 |
| Women | 4,437 |
| Total Single Adults | 20,064 |

| FAMILIES WITH CHILDREN | |
|------------------------|---------------|
| Families | 12,147 |
| Adults | 17,980 |
| Children | 20,647 |
| Individuals | 38,627 |

| ADULT FAMILIES CENSUS | |
|-----------------------------|--------------|
| Families | 2,348 |
| Individuals (Adults) | 4,969 |



*Due to data conversion the average monthly census for December 2011 and January 2012 for Families with Children and Adult Families is based upon data for a partial month.