

DAILY REPORT

6/1/2020

(Data from Sunday, May 31, 2020)

| SINGLE ADULTS | |
|-------------------------------------|------|
| Drop-in Center Clients Served | 410 |
| Drop-in Center Overnight Census | 110 |
| Faith Bed Census | 0 |
| Outreach Contacts | 182 |
| Outreach Placements | 9 |
| Safe Haven Utilization | 1117 |
| Veterans In Short-term Housing | 207 |
| Criminal Justice Short-term Housing | 132 |

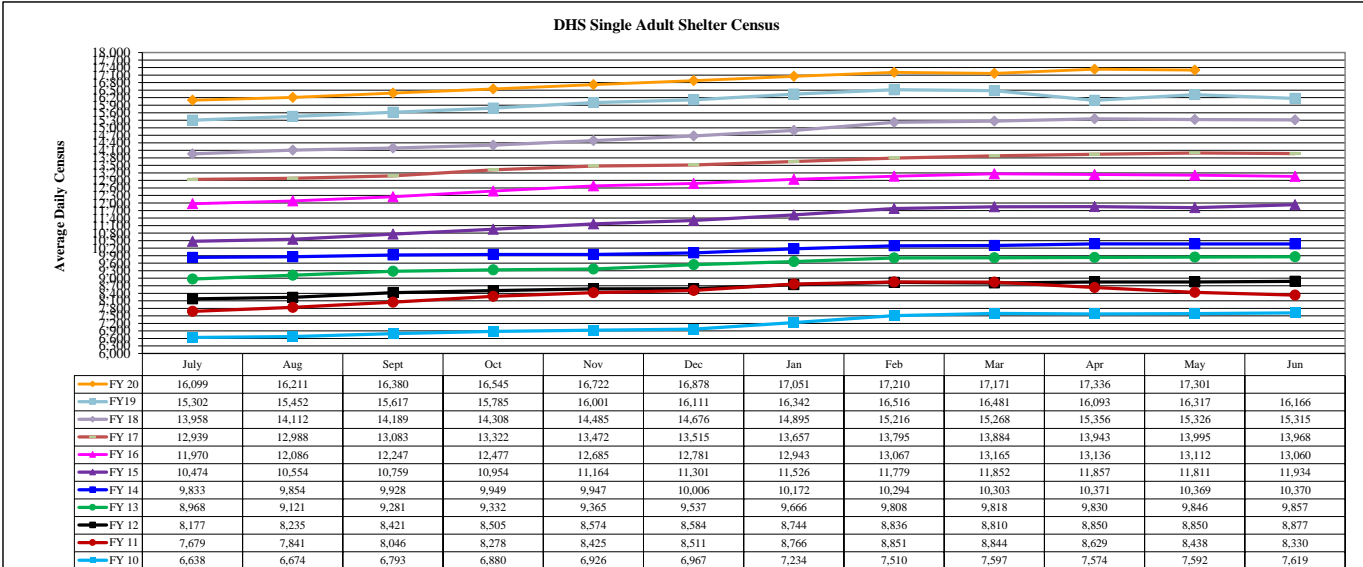
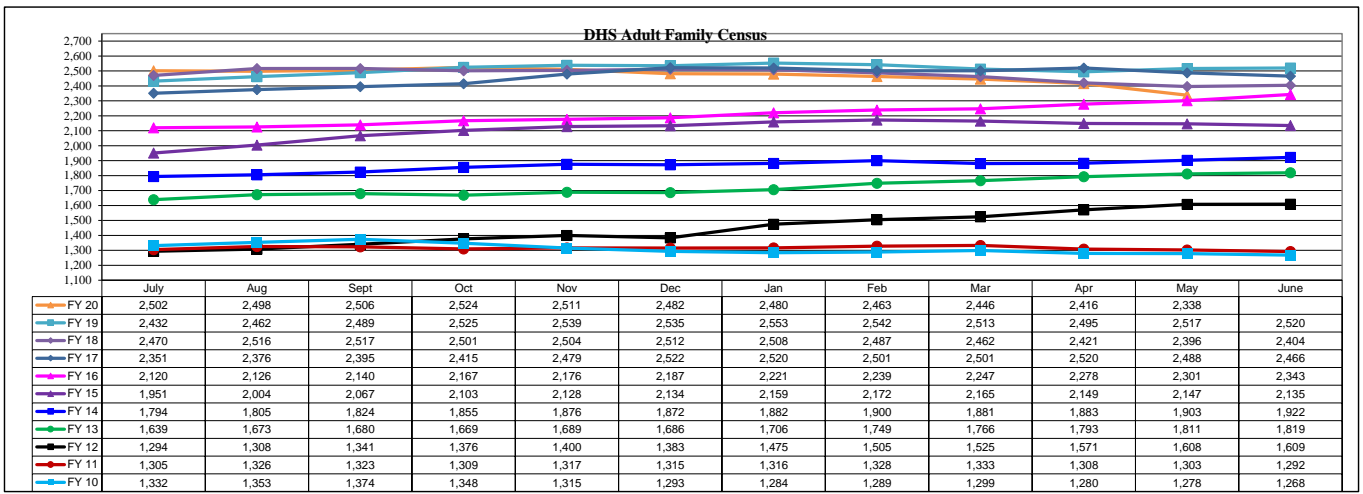
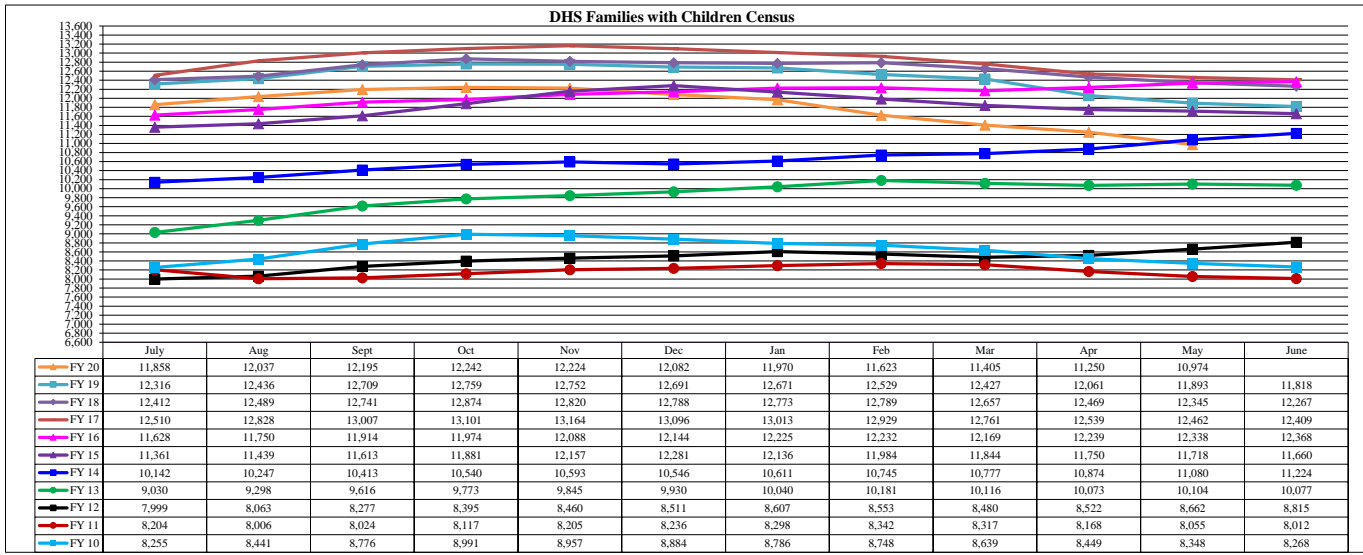
| FAMILY INTAKE | |
|---|----|
| Families Requesting Temporary Housing at PATH | 59 |
| Adult Families Requesting Temporary Housing at AFIC | 9 |
| Families Placed in Overnight Accommodations | 0 |
| Families w/children at PATH Overnight (pre 10PM) | 0 |

| TOTAL SHELTER CENSUS | |
|--------------------------|---------------|
| Adults | 36,873 |
| Children | 19,410 |
| Total Individuals | 56,283 |

| SINGLE ADULT SHELTER CENSUS | |
|-----------------------------|---------------|
| Men | 12,891 |
| Women | 4,522 |
| Total Single Adults | 17,413 |

| FAMILIES WITH CHILDREN CENSUS | |
|-------------------------------|---------------|
| Families | 10,887 |
| Adults | 14,569 |
| Children | 19,410 |
| Individuals | 33,979 |

| ADULT FAMILIES CENSUS | |
|-----------------------------|--------------|
| Families | 2,317 |
| Individuals (Adults) | 4,891 |



*Due to data conversion the average monthly census for December 2011 and January 2012 for Families with Children and Adult Families is based upon data for a partial month.

DAILY REPORT

6/2/2020

(Data from Monday, June 01, 2020)

| SINGLE ADULTS | |
|-------------------------------------|------|
| Drop-in Center Clients Served | 315 |
| Drop-in Center Overnight Census | 100 |
| Faith Bed Census | 0 |
| Outreach Contacts | 175 |
| Outreach Placements | 10 |
| Safe Haven Utilization | 1107 |
| Veterans In Short-term Housing | 232 |
| Criminal Justice Short-term Housing | 132 |

Incomplete (4)
 Incomplete (4)
 Incomplete (4)

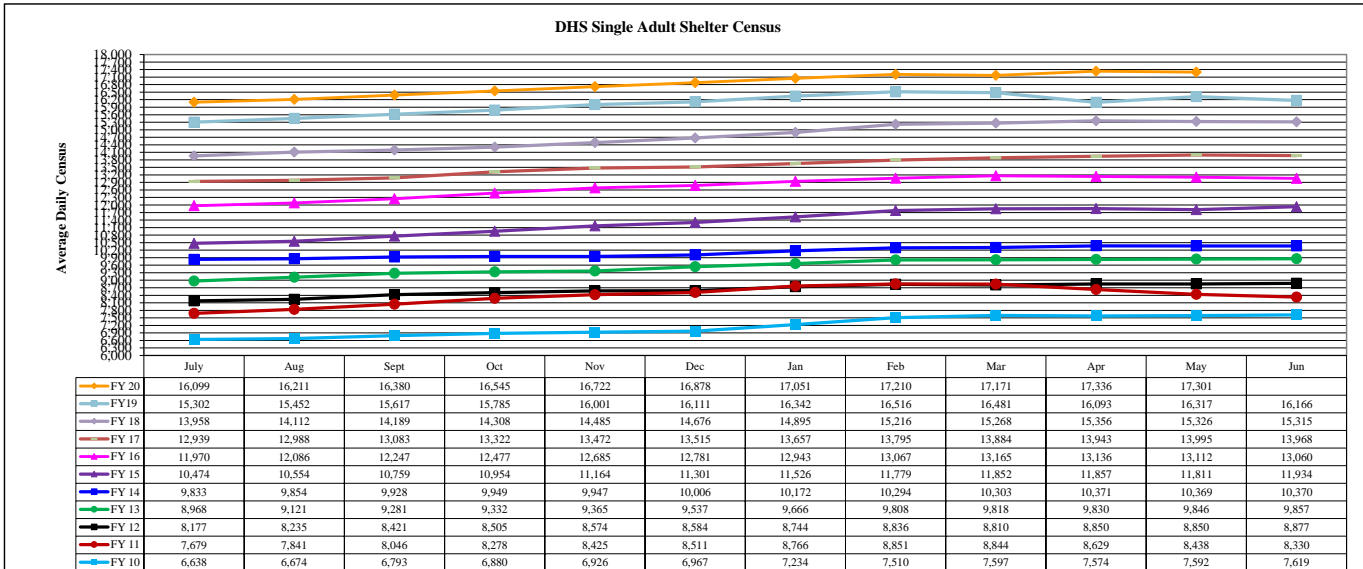
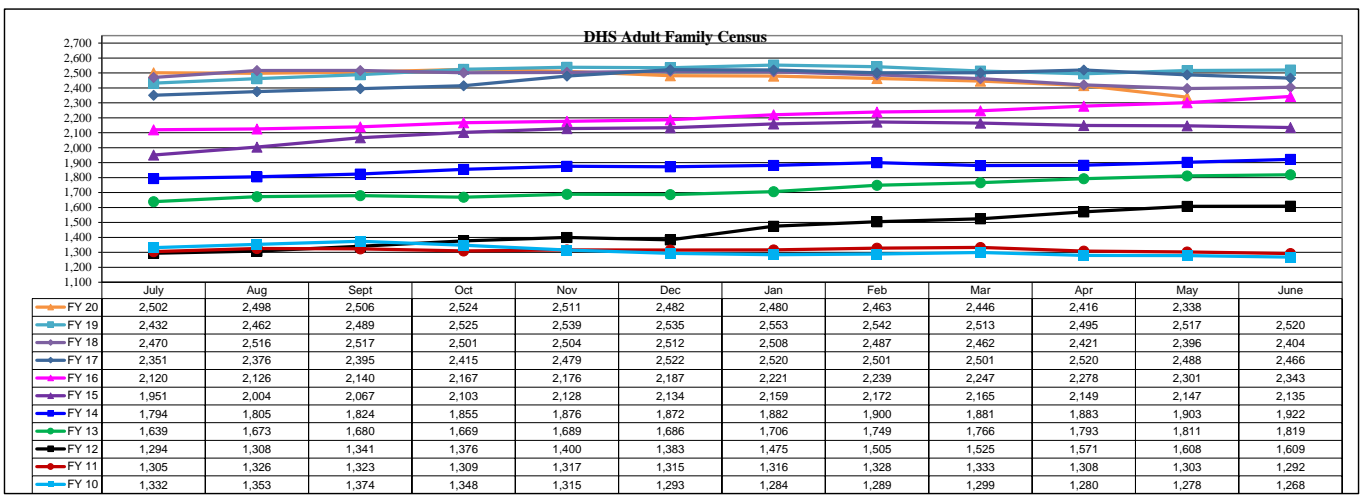
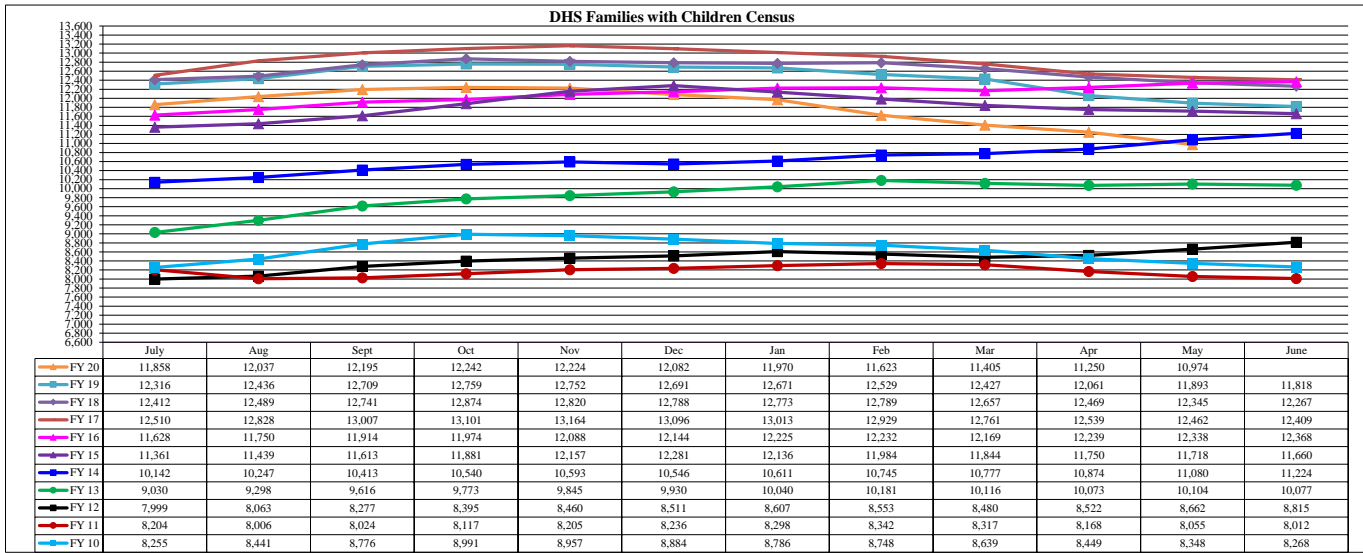
| FAMILY INTAKE | |
|---|----|
| Families Requesting Temporary Housing at PATH | 93 |
| Adult Families Requesting Temporary Housing at AFIC | 15 |
| Families Placed in Overnight Accommodations | 0 |
| Families w/children at PATH Overnight (pre 10PM) | 0 |

| TOTAL SHELTER CENSUS | |
|--------------------------|---------------|
| Adults | 36,916 |
| Children | 19,403 |
| Total Individuals | 56,319 |

| SINGLE ADULT SHELTER CENSUS | |
|-----------------------------|---------------|
| Men | 12,957 |
| Women | 4,501 |
| Total Single Adults | 17,458 |

| FAMILIES WITH CHILDREN CENSUS | |
|-------------------------------|---------------|
| Families | 10,885 |
| Adults | 14,564 |
| Children | 19,403 |
| Individuals | 33,967 |

| ADULT FAMILIES CENSUS | |
|-----------------------------|--------------|
| Families | 2,319 |
| Individuals (Adults) | 4,894 |



*Due to data conversion the average monthly census for December 2011 and January 2012 for Families with Children and Adult Families is based upon data for a partial month.

DAILY REPORT

6/3/2020

(Data from Tuesday, June 02, 2020)

| SINGLE ADULTS | |
|-------------------------------------|------|
| Drop-in Center Clients Served | 405 |
| Drop-in Center Overnight Census | 131 |
| Faith Bed Census | 46 |
| Outreach Contacts | 211 |
| Outreach Placements | 2 |
| Safe Haven Utilization | 1105 |
| Veterans In Short-term Housing | 222 |
| Criminal Justice Short-term Housing | 132 |

Incomplete (4)

Incomplete (4)

Incomplete (4)

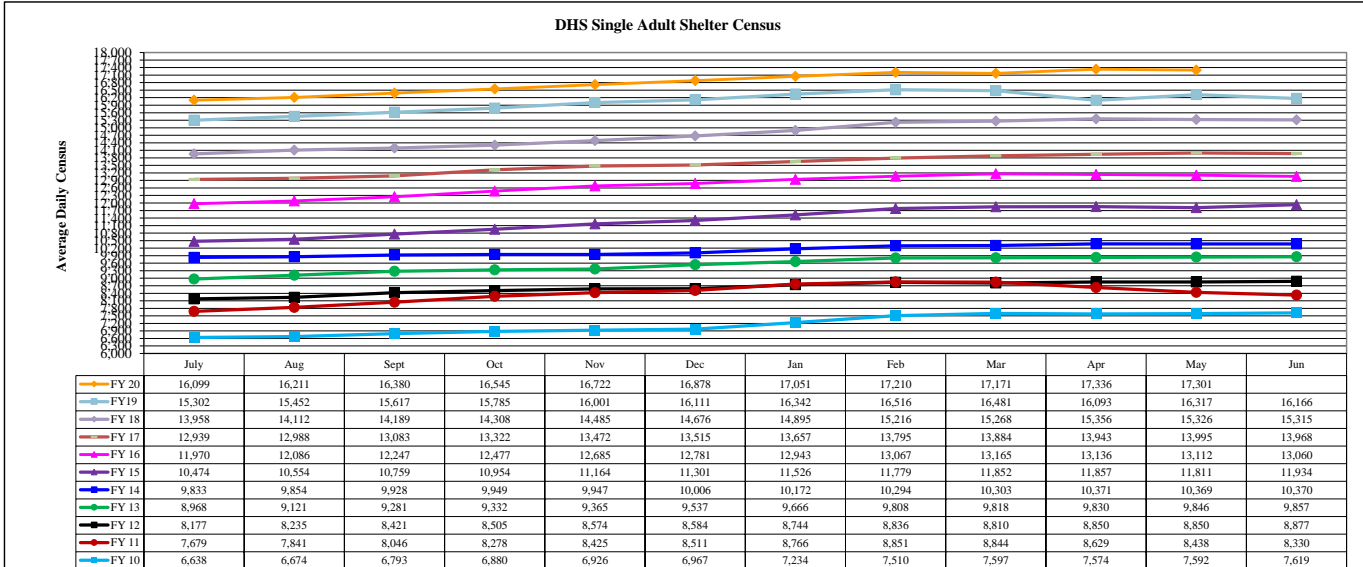
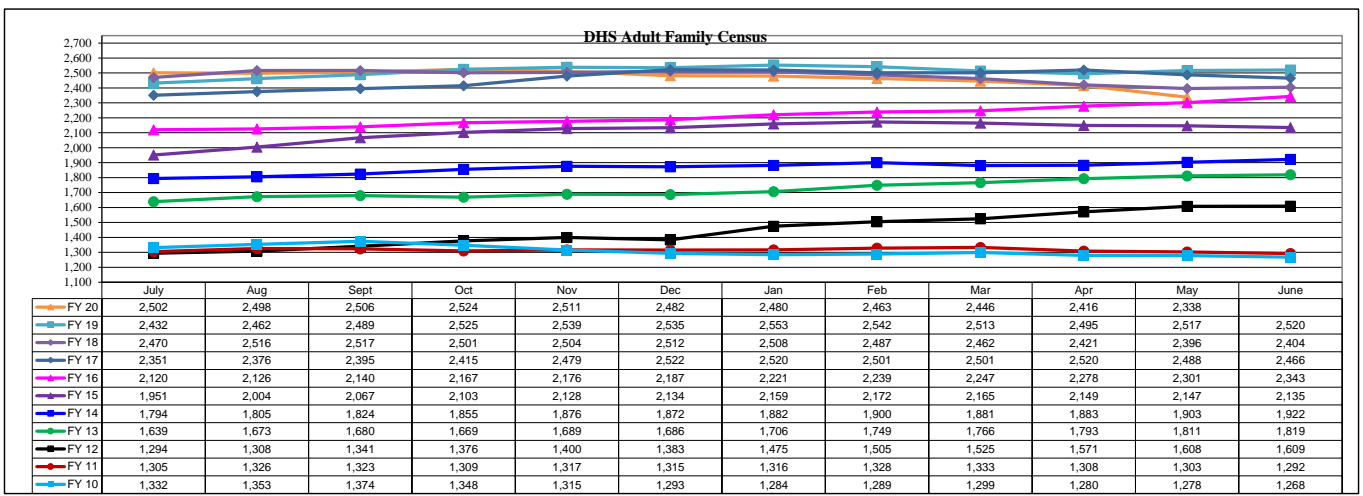
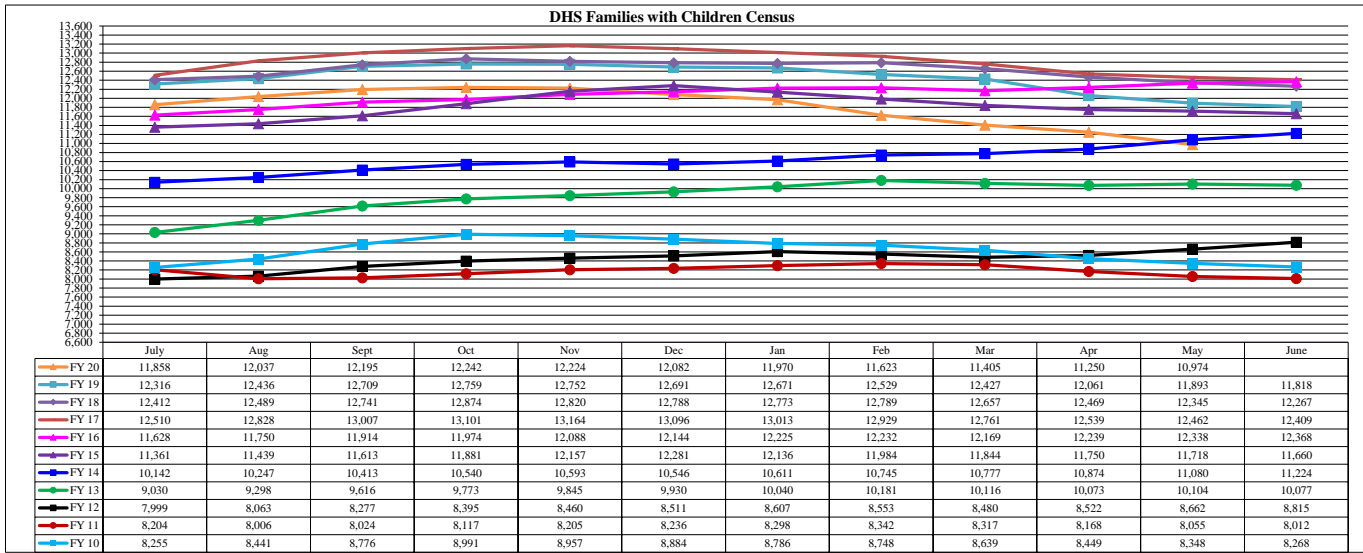
| FAMILY INTAKE | |
|---|----|
| Families Requesting Temporary Housing at PATH | 79 |
| Adult Families Requesting Temporary Housing at AFIC | 27 |
| Families Placed in Overnight Accommodations | 0 |
| Families w/children at PATH Overnight (pre 10PM) | 0 |

| TOTAL SHELTER CENSUS | |
|--------------------------|---------------|
| Adults | 36,918 |
| Children | 19,409 |
| Total Individuals | 56,327 |

| SINGLE ADULT SHELTER CENSUS | |
|-----------------------------|---------------|
| Men | 12,983 |
| Women | 4,492 |
| Total Single Adults | 17,475 |

| FAMILIES WITH CHILDREN CENSUS | |
|-------------------------------|---------------|
| Families | 10,888 |
| Adults | 14,567 |
| Children | 19,409 |
| Individuals | 33,976 |

| ADULT FAMILIES CENSUS | |
|-----------------------------|--------------|
| Families | 2,311 |
| Individuals (Adults) | 4,876 |



*Due to data conversion the average monthly census for December 2011 and January 2012 for Families with Children and Adult Families is based upon data for a partial month.

DAILY REPORT

6/4/2020

(Data from Wednesday, June 03, 2020)

| SINGLE ADULTS | |
|-------------------------------------|------|
| Drop-in Center Clients Served | 505 |
| Drop-in Center Overnight Census | 152 |
| Faith Bed Census | 50 |
| Outreach Contacts | 250 |
| Outreach Placements | 23 |
| Safe Haven Utilization | 1108 |
| Veterans In Short-term Housing | 231 |
| Criminal Justice Short-term Housing | 132 |

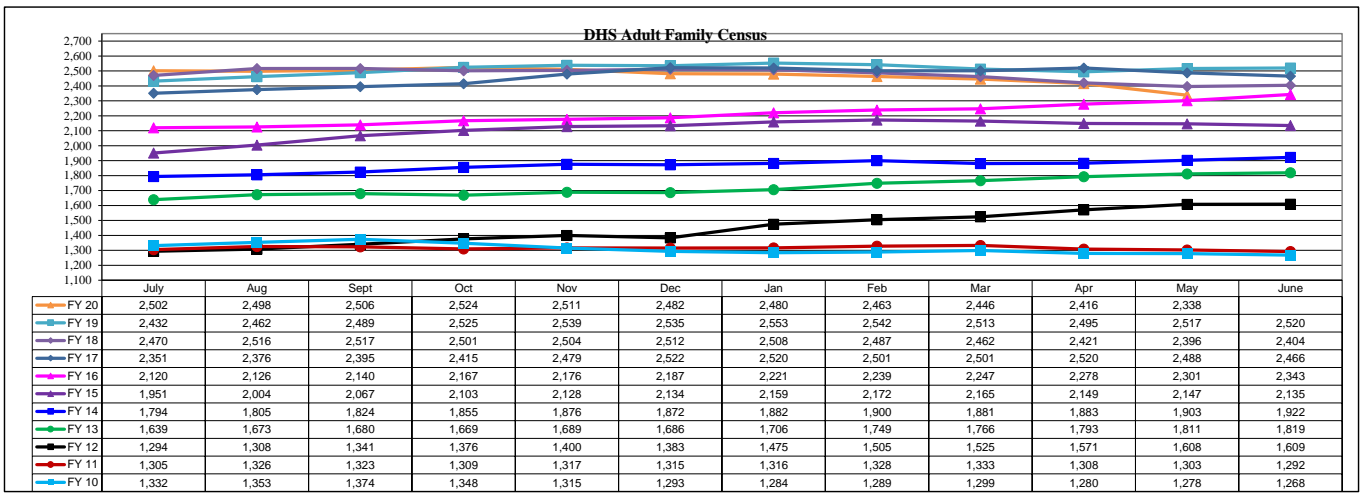
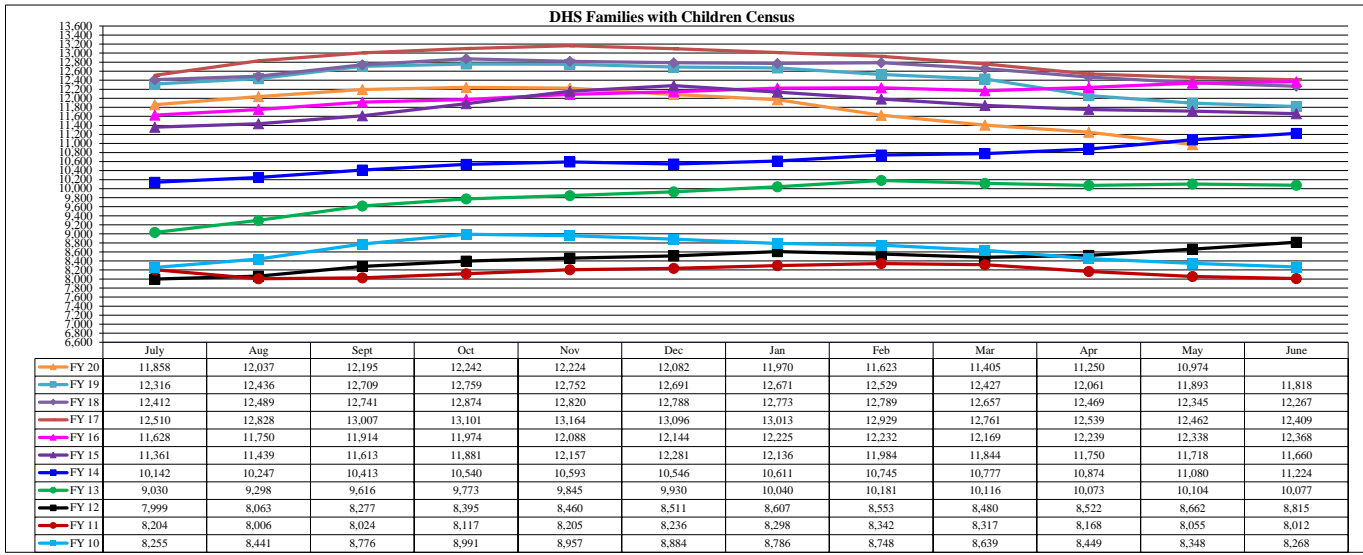
| FAMILY INTAKE | |
|---|----|
| Families Requesting Temporary Housing at PATH | 64 |
| Adult Families Requesting Temporary Housing at AFIC | 21 |
| Families Placed in Overnight Accommodations | 0 |
| Families w/children at PATH Overnight (pre 10PM) | 0 |

| TOTAL SHELTER CENSUS | |
|--------------------------|---------------|
| Adults | 36,880 |
| Children | 19,369 |
| Total Individuals | 56,249 |

| SINGLE ADULT SHELTER CENSUS | |
|-----------------------------|---------------|
| Men | 12,972 |
| Women | 4,501 |
| Total Single Adults | 17,473 |

| FAMILIES WITH CHILDREN CENSUS | |
|-------------------------------|---------------|
| Families | 10,859 |
| Adults | 14,528 |
| Children | 19,369 |
| Individuals | 33,897 |

| ADULT FAMILIES CENSUS | |
|-----------------------------|--------------|
| Families | 2,312 |
| Individuals (Adults) | 4,879 |



*Due to data conversion the average monthly census for December 2011 and January 2012 for Families with Children and Adult Families is based upon data for a partial month.

DAILY REPORT

6/5/2020

(Data from Thursday, June 04, 2020)

| SINGLE ADULTS | |
|-------------------------------------|------|
| Drop-in Center Clients Served | 485 |
| Drop-in Center Overnight Census | 152 |
| Faith Bed Census | 50 |
| Outreach Contacts | 335 |
| Outreach Placements | 27 |
| Safe Haven Utilization | 1112 |
| Veterans In Short-term Housing | 226 |
| Criminal Justice Short-term Housing | 130 |

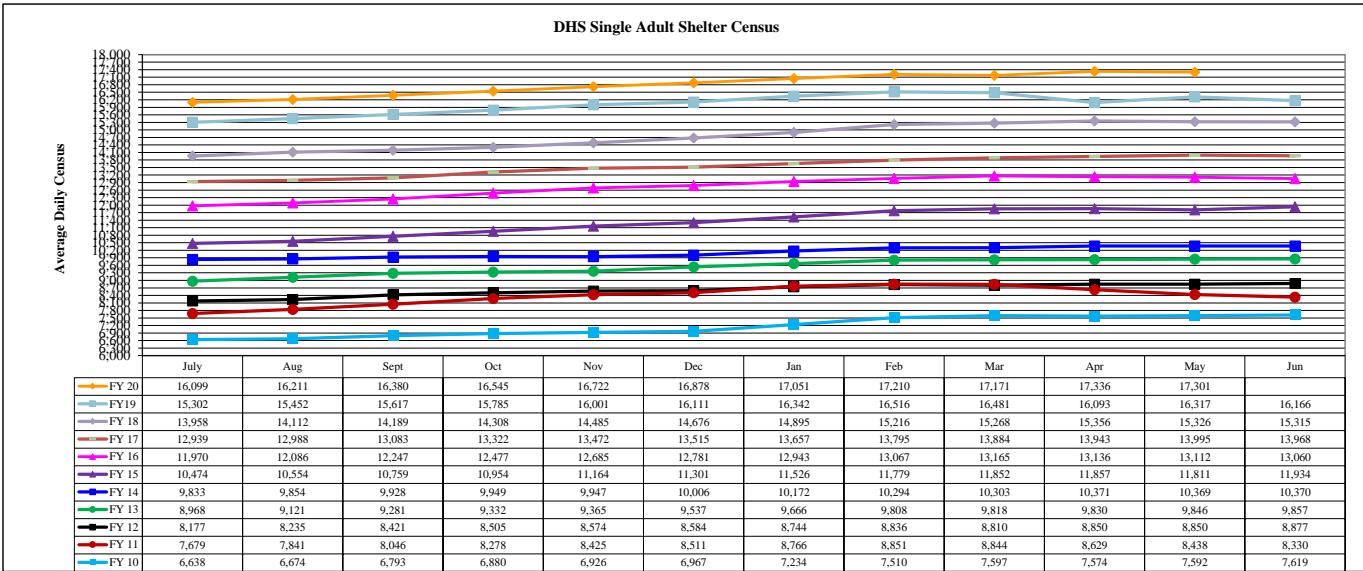
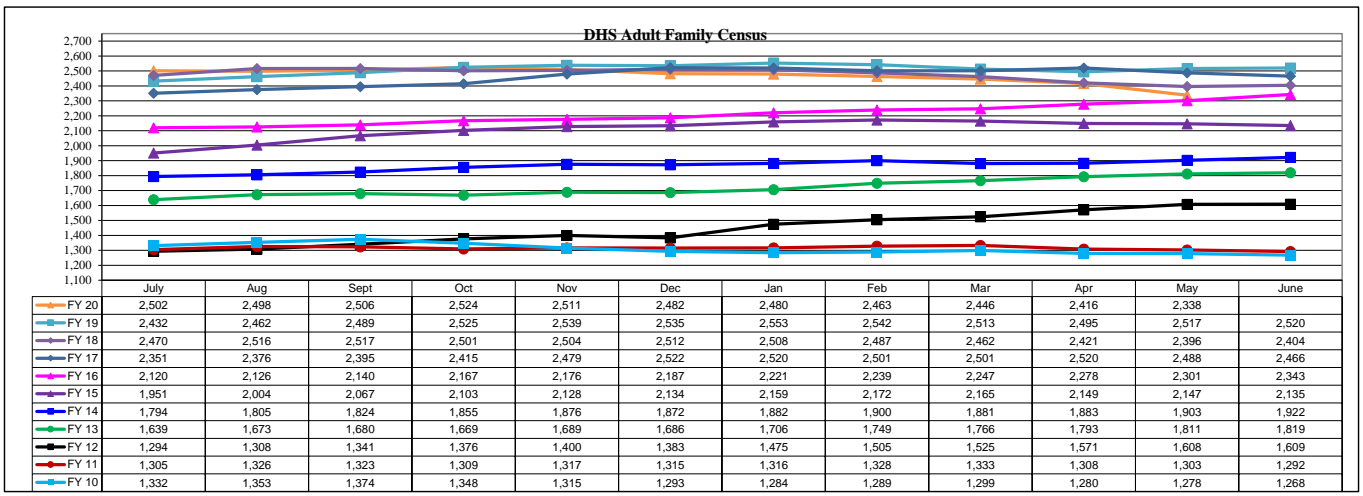
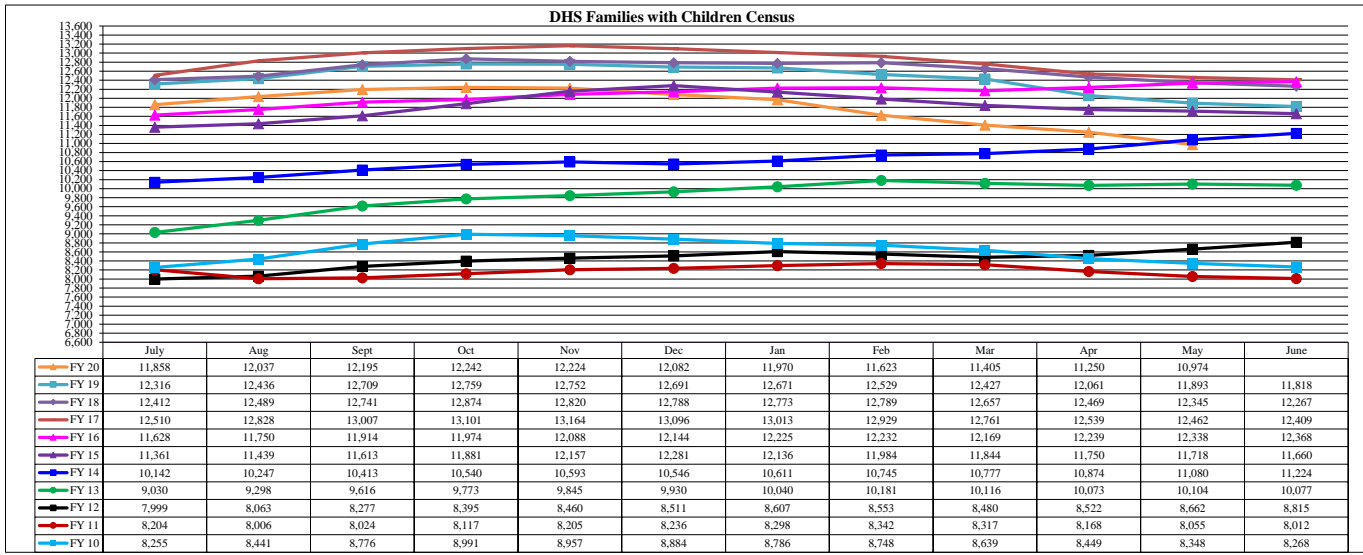
| FAMILY INTAKE | |
|---|----|
| Families Requesting Temporary Housing at PATH | 81 |
| Adult Families Requesting Temporary Housing at AFIC | 17 |
| Families Placed in Overnight Accommodations | 0 |
| Families w/children at PATH Overnight (pre 10PM) | 0 |

| TOTAL SHELTER CENSUS | |
|--------------------------|---------------|
| Adults | 36,856 |
| Children | 19,329 |
| Total Individuals | 56,185 |

| SINGLE ADULT SHELTER CENSUS | |
|-----------------------------|---------------|
| Men | 12,993 |
| Women | 4,504 |
| Total Single Adults | 17,497 |

| FAMILIES WITH CHILDREN CENSUS | |
|-------------------------------|---------------|
| Families | 10,840 |
| Adults | 14,498 |
| Children | 19,329 |
| Individuals | 33,827 |

| ADULT FAMILIES CENSUS | |
|-----------------------------|--------------|
| Families | 2,304 |
| Individuals (Adults) | 4,861 |



*Due to data conversion the average monthly census for December 2011 and January 2012 for Families with Children and Adult Families is based upon data for a partial month.