

FOOD METRICS REPORT 2019



The City of New York
Mayor Bill de Blasio

NYC
Food Policy

**LETTER
FROM THE
DIRECTOR OF
FOOD POLICY**

**1
ADDRESSING
FOOD
INSECURITY
IN NEW YORK
CITY**

**2
IMPROVING
CITY FOOD
PROCUREMENT
AND SERVICE**

3

**INCREASING
HEALTHY FOOD
ACCESS AND
AWARENESS**

4

**SUPPORTING
A JUST AND
SUSTAINABLE
FOOD SYSTEM**

**APPENDIX
LOCAL
LAW 52**





LETTER FROM THE DIRECTOR

Dear Fellow New Yorkers

Our city's commitment to food equity has never been stronger. The diversity of food cultures and traditions contribute to the extraordinary role that food plays in all of our lives and across our city. Access to food is a fundamental human right, and it is our responsibility as a city to ensure that all residents have the ability and opportunity to access nutritious, affordable food through the systems and resources we deliver. While many factors – including national and even international dynamics – affect our city's food system, we are committed at the local level to ensure that all New Yorkers, regardless of where they live, their income level, age, gender identity, race, ethnicity, or immigration status, can take full advantage of food that promotes individual and planetary health. Our city agencies deliver on this commitment every day. This work is highlighted in this year's Food Metrics Report as a summary of the progress we are making to build a resilient and equitable food system.

The current report provides a strong overview of the production, processing, distribution, and consumption of food provided by City agencies to the communities we serve. In the coming year, the Mayor's Office of Food Policy will pursue ambitions to expand data and knowledge we can gain through the Food Metrics Report. This will help us better realize our goals, while understanding the broader dynamics and issues that impact New Yorkers' food access. Through the procurement and provision of food to millions of New Yorkers, we can improve the health of our neighbors, our economy, and our planet.

We appreciate the leadership of Mayor Bill de Blasio, our Deputy Mayors, and the many Commissioners and agency staff that work daily to support the policies and services that advance our food system to support the health of people and the planet.

Sincerely,
Kate MacKenzie
Director

The Mayor's Office of Food Policy

PART 1. ADDRESSING FOOD INSECURITY IN NEW YORK CITY

Food insecurity is the lack of access, at times, to enough nutritionally adequate food for an active, healthy life for all members of a household. Food insecure families may worry that food will run out before they have enough money to buy more, eat less than they should, or be unable to afford to eat balanced meals. New York City is working towards becoming a city where everyone has enough nutritious food to eat, through a range of initiatives in partnership with community-based and nonprofit organizations. Understanding that poverty is the root cause of food insecurity, New York City has taken action to increase New Yorkers' earning potential and reduce the cost of living. Each year, the City designates tax-levied dollars for the City's own emergency food program, making New York City a leader in prioritizing food access for those most in need. The City has worked to make it easier to access benefits programs by investing in SNAP outreach, language access services, and mobile platforms that streamline processes.

Indicator: Food Insecurity


The United States Department of Agriculture (USDA) monitors the extent and severity of food insecurity in U.S. households through an annual, nationally representative survey. There were 1.2 million New Yorkers who were food insecure during 2017. Each year, the City designates City Tax-Levied (CTL) dollars for the City's own emergency food program, making New York City a leader in prioritizing food access for those most in need. The City has made it easier to access benefits programs by investing in SNAP outreach, language access services, and mobile platforms that streamline processes.

Food Insecurity Rate


BRONX




BROOKLYN



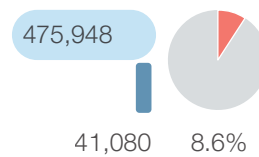
MANHATTAN



QUEENS

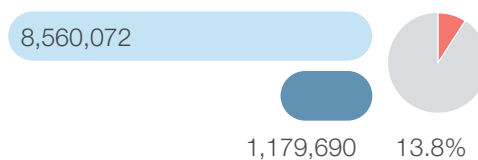


STATEN ISLAND



represents 1M people.

NEW YORK CITY



represents 1M people.

Source: Food Bank for New York City analysis based on Gundersen, C., A. Dewey, M. Kato, A. Crumbaugh, & M. Strayer. *Map the Meal Gap 2019: A Report on County and Congressional District Food Insecurity and County Food Cost in the United States in 2017*. Feeding America, 2019.

Emergency Food Assistance Program

The Human Resources Administration’s (HRA) Emergency Food Assistance Program (EFAP) seeks to improve the nutrition of New Yorkers who are experiencing food insecurity. It does this by providing nutritious food to emergency food programs (food pantries and community kitchens). Food items meet the NYC Food Standards and are selected based on the nutritional, cultural, and dietary needs of the diverse communities of NYC.

The City of New York has made it a priority to invest City Tax-Levied dollars into an emergency food program, thereby continuing to support the provision of food and funding to providers. We remain committed to supporting the city’s emergency food providers with purchases of nutritious food, and are working to connect food insecure New Yorkers with food assistance benefits. As of July 1, 2019, EFAP provides food and funding to 563 individual emergency food programs.

In Fiscal Year (FY) 2019, EFAP distributed 17.1 million pounds of shelf stable and frozen foods. In the same period, EFAP programs reported serving more than 13.1 million people (this is a self-reported, duplicated statistic).

SNAP

The Supplemental Nutrition Assistance Program (SNAP) program serves nearly 1.6 million New York City, or 20 percent of the population on average each month.

MEASURE AND DISTRIBUTION OF SNAP RECIPIENTS

BRONX	447,798
BROOKLYN	565,406
MANHATTAN	229,107
QUEENS	288,121
STATEN ISLAND	60,380

CITYWIDE	1,590,812
-----------------	-----------

SNAP Recipients, October 2018
Source: NYC Human Resources Administration

SNAP Benefits for Seniors

Since September 2014, the Benefits Data Trust (BDT) and Department for Social Services (DSS) have worked in partnership to create systemic changes for public benefits access. These efforts focus on widely available benefit programs across the five boroughs of NYC, and programs that research has shown improve health, education, employment and/or mobility. While the program has expanded to support people of all ages with SNAP application assistance, helping low-income, older New Yorkers access multiple benefits, such as health insurance, rental freeze programs, and heating assistance remains a key priority. Using sophisticated data matching analytics and technology and a contact center model, this program has conducted outreach to 356,000 likely-eligible senior households (60+) through mail, phone and two-way texting. More than 42,400 multiple benefits applications have been submitted on behalf of senior households, including 35,600 for SNAP on ACCESS HRA. In addition, BDT has conducted text and phone-based outreach to 335,000 households to help them recertify for SNAP as needed, by nudging them to take the next step at the right time in the recertification process. The Department for the Aging (DFTA) also includes a SNAP evaluation in their intake form.

The average monthly number of SNAP recipients age 65 and older for FY 2019 is 337,690. The 2017 SNAP participation rate (the percent receiving benefits among those who were eligible) for seniors (ages 60+) in NYC was 73.0%. The national participation rate for seniors as of 2017 was 48%.¹

THE 2017 SNAP PARTICIPATION RATE FOR SENIORS WAS 73%

SNAP Outreach Programs

HRA's Supplemental Nutrition Assistance Program (SNAP) Support Services educates the public about SNAP benefits in order to maximize the City's use of available federal programs to increase the purchasing power of low-income New Yorkers. SNAP Support Services provides SNAP trainings and presentations, prescreens potentially eligible applicants, and assists with the SNAP application process. In FY 2018, SNAP Support Services conducted outreach at 380 unduplicated sites and three SNAP facilitated enrollment sites. In addition, this program conducted presentations at various community-

¹USDA Food and Nutrition Service, 2019

FOOD INSECURITY

based, human services, and government organizations, and monitored SNAP outreach activity at 162 community based organizations. The budget for the SNAP Outreach Services Program for FY 18 was \$2.3 million.

HRA has worked to make applying for benefits programs easy and accessible to all New Yorkers through the ACCESS HRA (AHRA) initiative. Clients and members of the public interacting with HRA and the Department of Social Services (DSS) can access information and services in multiple languages online, in person, or telephonically. The Access HRA mobile app is also available in seven languages, and provides access to clients' HRA cases.

The Department of Social Services (DSS) Office of Advocacy and Outreach (OAO) conducts targeted outreach campaigns to organizations serving specific populations, including senior citizens, LGBTQI, persons with disabilities and immigrant communities, to expand benefits access to SNAP benefits through ACCESS HRA. OAO conducts presentations and attends resource fairs, farmers' markets, and other events to promote SNAP awareness and increase engagement.

In FY 2019, OAO facilitated AHRA trainings for Community-Based Organization (CBO) staff that provide SNAP enrollment services to their clients. The training provides an overview of AHRA, including online SNAP application and recertification, mobile document uploads and the Provider Portal that allows CBOs to help applicants and recipients with their cases outside of HRA centers. In FY19, AHRA trainings and presentations were conducted for over 2,167 participants. By the end of FY 19, there were 230 CBOs enrolled in the Provider Portal with support and training from OAO.

OAO collaborates with selected partner CBOs and City agencies, including NYCHA and the DOE, to make on-site DSS outreach liaisons available at each partner site to provide additional information about benefits and enrollment assistance via AHRA at these locations.



**PART 2.
IMPROVING CITY FOOD
PROCUREMENT AND SERVICE**

Agency Meals and Food Standards

New York City uses the scale of its food procurement and food service programs to purchase and provide food that meets high nutrition standards, and where possible, is sourced regionally.

The Mayor's Office of Food Policy has initiated a Good Food Purchasing initiative for City agencies that procure and serve food to improve the institutional plate through the values set forth in the Good Food Purchasing framework. The categories for procurement action include: nutrition, environmental sustainability, valued workforce, animal welfare, and local economies. Through this work, New York City is using its purchasing power to shape the market and create more socially-responsible food products and partnerships. New York City has existing frameworks, including the NYC Food Standards, through which City agencies are demonstrating strong performance. The Good Food Purchasing framework will be integrated into ongoing procurement strategies in order to continue to advance our values of healthy food for people and the planet through procurement and provision to New Yorkers.

The Agency Standards for Meals/Snacks Purchased and Served (Food Standards) were established by Mayoral Executive Order 122 of 2008 and set nutrition requirements for the foods purchased and meals and snacks served by City agencies. The Food Standards are an integral part of the City's effort to increase access to healthy foods by improving the nutritional quality of food served in City programs, and are reviewed and revised every three years.

The Standards apply to approximately 230 million meals and snacks served per year in 11 City agencies, and across a variety of settings, including schools, senior centers, homeless shelters, public hospitals and care facilities, childcare centers, after school programs, and correctional facilities. In FY 2019, New York City served more than 165 million meals and snacks in schools. Agencies have an average compliance rate of 91% with the standards. See Appendix G for full data on Agency Food Standards.

FOOD SERVICE

**DOE SERVES
OVER 950,000
MEALS EVERY
DAY**

**IN FY 2019, DOE
SPENT OVER
\$23 MILLION
ON LOCAL
PRODUCE, MILK,
AND YOGURT**

DOE Food Procurement

The New York City Department of Education (DOE) has the largest school food service program in the United States, with about \$200 million in annual food purchases and more than 950,000 daily meals served. The DOE's Office of Food and Nutrition Services (OFNS) continues to prioritize the procurement of local and fresh food, as well as the sourcing of sustainable and healthy products. OFNS only serves antibiotic-free chicken products and 100% beef burgers in schools. OFNS strives to offer a completely locally sourced menu every Thursday, known as New York Thursdays. In FY 2019, DOE spent over \$23 million on produce, milk, and yogurt that was locally or regionally grown or produced (not including distribution costs). Of that, \$6.3 million was spent on produce and \$16.9 million on milk and yogurt. In September 2019, DOE joined the worldwide Meatless Monday initiative. DOE menus have been updated accordingly, and students are no longer served meat on Mondays.

In 2015, OFNS began offering Breakfast in the Classroom (BIC) to students. By the end of the 2018-2019 school year, 483 school buildings offered Breakfast in the Classroom. All schools offer universal free breakfast and lunch to students every day.

OFNS is devoted to achieving the City's mission that no child in our city goes hungry, even when school is not in session. In FY 2020, the summer meals program served over 7.1 million meals at over 1,300 locations. OFNS partnered with other City agencies, including the Mayor's Office of Public Engagement and the NYPD, to offer free meals to any child age 18 or younger at local libraries, play streets, parks, pools, select neighborhood schools, Police Athletic League, NYCHA sites, Harmony Days, and within some communities through the use of summer food trucks. A number of City agencies, including Department of Corrections, Administration for Children's Services, and Department of the Aging, conducted outreach over the summer to staff and populations they work with to ensure information was available regarding where summer meals could be accessed.

Investments have been made in infrastructure and technology to drive student engagement and improve the student dining experience. OFNS has committed to improving the cafeteria experience of each child, and began an enhancement program to renovate some of the school lunch rooms. Through FY 2018, 35 buildings received cafeteria enhancements, including renovations, new furniture, and updated serving lines, and additional sites are in planning stages.

OFNS continues to make important investments that enhance the food available to students throughout New York City schools. Key advancements for the 2018-2019 school year include:

- The OFNS app continues to provide the most up-to-date menus at any given time. Further, the app was leveraged into the 2019 Summer Meals program with 9 languages to assist families in finding the closest summer meals site.
- In addition to the full meal offered to all students, 1,490 salad bars were offered in 1,111 of the City's 1,500 school buildings, as part of the City's efforts to provide healthy vegetables to students.
- OFNS began a scratch cooking pilot at two schools in the Bronx, and plans to expand this program further in the 2019-2020 school year. In this program, professionally trained chefs engage with the entire school community to incorporate local preferences into the fresh items they prepare from scratch in school kitchens.
- In FY 2019, there were 2,250 beverage vending machines and 1,043 snack machines. Their gross sales during that period were \$3.2 million and \$5.5 million, respectively.
- In FY 2019, students used the 1,063 water jets in 797 NYC school buildings.

Salad Bars in Hospitals

NYC Health + Hospitals offers prepackaged and prepared salads to order at on-site food vendors in nine facilities: in Manhattan at Metropolitan Hospital Center, Bellevue, and Coler Goldwater Hospital; in the Bronx at North Central Bronx Hospital; in Queens at Queens and Elmhurst Hospitals; in Brooklyn at Kings County, Coney Island, and Woodhull Hospitals; and in Staten Island at Seaview Hospital. There are also salad bars at Kings County Hospital and Woodhull Hospital in Brooklyn.

Bottled Water Expenditures

DCAS purchases bottled water primarily for routine service to agency offices in multiple City-owned or leased facilities throughout the city. DCAS expenditures on water for FY 2019 were \$733,333 for bottled water in 5 gallon demijohn (including cooler rental) and \$195,113 for single serve bottles.

**PART 3.
INCREASING HEALTHY FOOD
ACCESS AND AWARENESS**

Indicator: Fruit and Vegetable Consumption

New York City's work to improve healthy food access includes initiatives to increase access to healthy options at retail stores, increase New Yorkers' purchasing power for fruits and vegetables, and provide education and resources for preparing balanced meals at home. Increased intake of fruits and vegetables is associated with decreased risk of hypertension, heart disease, and stroke. The City's goal, established in OneNYC in April 2015, is to increase the average number of daily servings of fruits and vegetables that adult New Yorkers eat by 25 percent over the next twenty years. In 2018, mean adult fruit and vegetable consumption was 2.5 servings/day, unchanged from the 2017 mean of 2.5 servings/day.²

Indicator: Sugary Drink Consumption

Consumption of sugary drinks is both a public health issue and a health equity concern. Sugary drink consumption is associated with weight gain, cavities, and increased risk of chronic diseases, such as type-2 diabetes and heart disease. There is evidence that food companies target advertising dollars to youth and communities of color, which may influence consumption patterns. In addition, a history of discrimination has led to an inequitable distribution of resources and opportunities – like secure jobs, safe neighborhoods and housing, and access to healthy food - that persist to the present day and contribute to disproportionate distribution of diet-related disease. The New York City Department of Health and Mental Hygiene (DOHMH) has implemented many strategies aimed at reducing sugary drink consumption among New Yorkers, including media campaigns, nutrition education, programs to make healthy beverages more accessible and unhealthy beverages less ubiquitous, and policies to ensure sugary drinks are not served to children in schools and child care centers.³

As part of Take Care New York 2020, the DOHMH set a goal to reduce the percent of adult New Yorkers who consume one or more sugary drinks per day to 19% by 2020. Among New York City adults, there was a steady decline in sugary drink consumption between 2007 and 2013; however, between 2013 and 2018, the prevalence stagnated (24% in 2018).⁴ Sugary drink consumption was higher among Black and Latino adult New Yorkers than among White and Asian/Pacific Islander residents every year from 2007-2018 (in 2018, Black: 34%, Latino: 30%, White: 15%, Asian/Pacific Islander: 15%).³ Among children ages 6-12, the prevalence dropped between 2009-2017 (44% vs. 33%).^{5,6} Despite an overall decline among NYC children ages 6 to 12, sugary drink consumption remains higher among Black and Latino children than White children (In 2017, Black: 50%, Latino: 37%, White: 15%). Among the youngest New Yorkers (ages 0 to 5 years), Black and Latino children had about three times higher rates of sugary drink consumption than White children (In 2017, Black: 28%, Latino: 26%, White: 9%).³ The diseases associated with sugary drink consumption – like type-2 diabetes and heart disease – are more prevalent among Black and Latino communities.

²New York City Department of Health and Mental Hygiene, Community Health Survey, 2017-2018.

³Adjoian T, Lent M. Sugary Drink Consumption among New York City Adults, Youth and Children. NYC Vital Signs 2017, 16(4): 1-4.

⁴New York City Department of Health and Mental Hygiene, Community Health Survey, 2007-2018.

⁵New York City Department of Health and Mental Hygiene, Child Community Health Survey, 2009.

⁶New York City Department of Health and Mental Hygiene, NYC KIDS Survey, 2017.

CITY-SPONSORED NUTRITION EDUCATION PROGRAMS

The New York City Department of Health and Mental Hygiene (DOHMH) aims to promote and make easier healthy dietary behaviors, particularly in communities at risk for poorer health outcomes. DOHMH's programs combine direct education to build on New Yorkers' nutrition and culinary knowledge and skills with environmental supports to make choosing healthy foods easier.



Photo Credit: Margaret Dunn-Carver

Farmers' Market Based Nutrition Education

DOHMH's Stellar Farmers' Market program provides free, bilingual nutrition workshops and cooking demonstrations for adults at select farmers' markets that serve low-income communities across the city. These activities promote the benefits of a diet rich in fruits and vegetables and empower New Yorkers to prepare healthy meals using fresh

produce. Over 15,090 workshops and cooking demonstrations have been held, reaching over 362,200 participants since the program's inception in 2009.

Funding for FY 2019 was \$562,991 and was provided by the United States Department of Agriculture's (USDA) SNAP Nutrition Education and Obesity Prevention program (SNAP-Ed), through a contract with the New York State Department of Health. The program also distributed Health Bucks to more than 21,300 workshop participants in FY 2019.

To build capacity for conducting nutrition education programming, DOHMH provided support and technical assistance to community-based organizations to conduct nutrition education at farmers' markets. Nine community organizations conducted over 785

bilingual workshops at ten farmers' markets serving low-income communities, reaching over 6,320 participants. \$50,000 in funding for this program was obtained through City Tax Levy dollars and \$57,750 was obtained through the Centers for Disease Control 1422 grant.

Child Care-Based Nutrition Education

Eat Well Play Hard in Child Care Settings (EWPHCCS) employs registered dietitians from DOHMH to support childcare centers with creating and enhancing environments that support healthy eating and physical activity practices. Dietitians provide technical assistance on menu improvements and nutrition policy development. They also provide nutrition training and workshops to childcare staff, parents, and children in centers serving low-income families.

EWPHCCS has worked with over 580 childcare centers and has reached over 93,120 children, parents, and staff since its inception in 2008. Funding for FY 2019 was \$1,288,800 and was provided by the United States Department of Agriculture's (USDA) SNAP Nutrition Education and Obesity Prevention program (SNAP-Ed), through a contract with the New York State Department of Health.



Photo Credit: Amanda Gentile

EWPHCCS also implements the Farm to Preschool Program, which connects child care centers to sites selling fresh, locally grown fruits and vegetables. This allows families to more easily purchase local produce, and gives child care centers the opportunity to purchase local produce wholesale to incorporate into meals and snacks served to children. The program also helps young children develop healthy eating habits early on, by supporting gardening at the centers and by providing on-site nutrition education and cooking demonstrations for parents, staff, and community members. In FY 2019, DOHMH provided over 70 workshops to over 245 participants. Eight preschools participated from across the city in FY 2019.

Neighborhood-Based Nutrition Education

Funding for the Bronx Neighborhood Action Centers in FY 2019 was \$171,000. Funding for the Brooklyn Neighborhood Action Centers in FY 2019 was \$61,000 (CTL) and \$299,000 (Grants). Funding for the Harlem Neighborhood Health Action Centers in FY 2019 was \$334,000 (CTL) and \$499,000 (Grants).

Nutrition Program for the Elderly, DFTA

There are 249 senior centers and other affiliated sites in NYC that are funded by the NYC Department for the Aging (DFTA). They are required to conduct nutrition education lectures throughout the year, and held over 1,600 lectures in FY 2019. DFTA nutritionists work with the centers to identify qualified presenters and relevant topics. Nutritionists provide one session a year to each center. DFTA also has a nutrition education internship program, allowing graduate nutrition students and dietetic interns to provide nutrition education lectures at centers throughout the five boroughs.

Farmers' Markets

Farmers' markets play an important role in addressing disparities in access to healthy foods by providing an additional healthy retail outlet in the neighborhoods they serve. They connect consumers to local and regional farmers and producers that provide farm fresh produce, dairy, meats, and other goods. In New York City, we strive to make farmers' markets more



Photo Credit: Amanda Gentile

accessible to every New Yorker. There are a number of programs that help consumers increase their purchasing power at farmers' markets, such as SNAP, WIC, the 23 Senior Farmers' Market Nutrition Program at the federal level, and Health Bucks at the local level. There were 141 farmers' markets across the five boroughs in FY 2019⁸. 124 of these markets accepted EBT. The number of farmers' markets in New York City has grown from 79 in FY 2007 to 141 in FY 2019.

GrowNYC is the largest operator of farmers markets in the city. Its 48 Greenmarkets are located throughout the five boroughs, with 26 markets open year-round. In 2019, customers spent over \$1 million in SNAP benefits at GrowNYC Greenmarkets, Youthmarkets, and Fresh Food Box sites.

GrowNYC also operates Youthmarket farm stands to employ neighborhood youth, providing them with jobs and business skills. In 2018, 60 young people were employed at a Youthmarket. There are currently 15 GrowNYC Youthmarkets in the city. For a list of the number of Greenmarkets in NYC, as well as the average number of producers at each market sorted by borough, see appendix J.

⁸The total number of open markets fluctuates throughout the season.

**IN 2018, NEW
YORKERS RECEIVED
NEARLY
\$1 MILLION WORTH
OF FREE FRUITS
AND VEGETABLES
THROUGH HEALTH
BUCKS**

Health Bucks

Health Bucks are two-dollar coupons that are redeemable for fresh fruits and vegetables at all NYC farmers' markets year-round. They provide New Yorkers with low incomes additional purchasing power to buy fresh, locally-grown produce at all 141 farmers' markets across NYC. Health Bucks are distributed as a SNAP incentive – for every \$5 spent in SNAP benefits (formerly known as food stamps) at the market, beneficiaries receive a \$2 Health Bucks coupon – and through community-based organizations as part of nutrition and health programming.

In 2018, over 228,000 Health Bucks were distributed at 116 farmers' markets as a SNAP incentive, over 90,000 Health Bucks were distributed by more than 515 community-based organizations and nearly 19,000 Health Bucks were distributed through a pharmacy-based fruit and vegetable prescription pilot program. Over 124,000 Health Bucks were purchased and distributed by more than 20 organizations and elected officials. In total, over 463,000 Health Bucks, worth more than \$926,000 in fruits and vegetables, were distributed, putting fresh, locally-grown produce into the hands of thousands of low-income New Yorkers.

Green Carts

Green Carts are mobile vending carts that sell fresh fruits and vegetables in low-income neighborhoods with low rates of fruit and vegetable consumption. As of July 2019, there were 266 Green Carts with active permits, of which 15 may be using EBT machines. For a full list of information on Green Cart permits and EBT machines, see Appendix H. For a list of information on Green Cart violations by location, see Appendix I.

FRESH

The Food Retail Expansion to Support Health program (FRESH) was established in 2009 and is administered by the New York City Economic Development Corporation (NYCEDC) and the Department of City Planning.

Every New Yorker deserves access to affordable, healthy food, and it is an essential component of neighborhood development. However, many low-income areas continue to be underserved by full-scale grocery stores, due to high acquisition, development, and operating costs. The FRESH program mitigates costs by providing zoning and/or financial incentives to eligible grocery store operators and developers.

**FRESH
SUPERMARKETS
PROVIDE 980,000
SQURE FEET
OF NEW OR
RENOVATED
GROCERY STORE
SPACE TO NEW
YORK CITY**

Since 2009, a total of 39 FRESH projects have been approved, comprising 19 projects receiving financial incentives, 17 projects receiving zoning incentives, and 3 projects receiving both financial and zoning incentives. A total of 34 of these projects have been completed and are now open to the public. These approved projects provide, or will provide, a total of approximately 980,000 square feet of new or renovated grocery store space to New York City. In FY 2019, FRESH supermarkets receiving financial benefits had 1,504 full time equivalent employees.

For a full list of stores receiving financial benefits through FRESH, see Appendix F.

Shop Healthy NYC

Shop Healthy NYC is a DOHMH initiative to support neighborhood-based sustainable changes in access to healthy food. To ensure a long-term impact on food access, Shop Healthy NYC aims to influence supply and demand by reaching out to food retailers, including bodegas and grocery stores, to increase stock and promotion of healthy foods. It also engages community residents to support participating retailers in their efforts to increase neighborhood access to healthy foods.

**AS OF AUGUST
2019, 1,558
STORES HAVE
AGREED TO
PROMOTE
HEALTHIER ITEMS
AS PART OF SHOP
HEALTHY**

As of August 2019, 1,558 stores have agreed to promote healthier items as part of Shop Healthy. Approximately 936 of those stores have also agreed to increase access to healthier foods. All Shop Healthy establishments are located in 15 zip codes throughout the City, with new neighborhoods added: Central Harlem in Manhattan, Bushwick in Brooklyn, and Concourse Village in the Bronx.

PART 4. SUPPORTING A JUST AND SUSTAINABLE FOOD SYSTEM

In 2015, New York City committed in One New York: The Plan for a Strong and Just City (OneNYC) to build a more sustainable, resilient, and just food system, in which more of our food comes from regional and local growers, producers, and manufacturers. To achieve those goals, we are investing in infrastructure to strengthen our regional food system, supporting community-based gardening and greening efforts, healthy eating, community development, and encouraging the growth of local food producers and manufacturers to create good job opportunities in the food sector.

NYC Watershed Agricultural Program

Much of New York City's drinking water comes from reservoirs in upstate watersheds adjacent to productive farmland. To preserve the quality of its source water, the City's Department of Environmental Protection (DEP), in partnership with the Watershed Agricultural Council (WAC), promotes agricultural best management practices (BMPs). The goal of the Watershed Agricultural Program (WAP) is to support and maintain well-managed family farms to advance water quality protection and promote rural economic viability through the development of Whole Farm Plans (WFP) and the implementation of BMPs.

Since 1992, the program has developed more than 450 WFPs on watershed farms and implemented over 7,800 BMPs on farms that reduce runoff from agricultural pollution and protect water quality. These management practices are funded by the City in the form of technical and financial assistance to watershed farmers. In FY 2019, farmers received \$3,057,499 in City financial support, which was used to fund the installation of BMPs on 95 farms covering 27,978 acres of watershed farmland. For a list of participating farms by county and type, see Appendix B.

Hunts Point Food Distribution Center

NYCEDC, in partnership with the Mayor's Office of Resiliency (MOR) and the U.S. Department of Housing and Urban Development (HUD), is investing \$71 million to protect a critical part of the City's food supply and increase social resiliency in Hunts Point. Hunts Point is home to the Hunts Point Food Distribution Center (FDC), which dispenses over 4.5 billion pounds of food each year to the New York metropolitan region and supports 8,500 direct jobs. A food supply study completed by NYCEDC and MOR in 2016 found that the FDC is the largest single geographic cluster of food distribution in NYC by volume. Twenty-five percent of New York City's produce, 35% of the City's meat, and 45% of the City's fish pass through the FDC annually and arrive in independent restaurants, supermarkets, bodegas, and food markets across the five boroughs.

TWENTY-FIVE PERCENT OF NEW YORK CITY'S PRODUCE, 35% OF THE CITY'S MEAT, AND 45% OF THE CITY'S FISH PASS THROUGH HUNT'S POINT

This resiliency effort emerged from HUD's Rebuild by Design (RBD) competition to build resiliency through new ideas and collaborations in

Hurricane Sandy-affected communities. A proposal for Hunts Point was selected as one of six finalists of the RBD competition and awarded \$45 million to advance a resilient energy pilot project, to which the City committed an additional \$26 million in funding. The Hunts Point resiliency energy pilot project will provide backup power to ensure continuity for this critical part of New York City's food supply, as well as provide community shelter in the event of an emergency. The project will include a tri-generation microgrid to provide backup power to critical facilities during flood or other emergency events, as well as year-round electricity and central cooling to the Produce Market and hot water to the Meat Market. The project will also improve local air quality through taking old boilers offline and electrifying a portion of the refrigerated diesel engine trucks. To expand benefits to the surrounding community, the project will include the installation of solar panels and storage at two neighborhood schools, providing year-round renewable energy as well as allowing the schools to serve as community gathering spaces during emergency events. The project also includes mobile generators, which will provide resilient backup power for businesses in emergency conditions.

Community and School Gardens

GreenThumb

GreenThumb, a program of the New York City Department of Parks & Recreation (NYC Parks), is the largest community gardening program in the country. GreenThumb administers, educates, and supports NYC's community gardens and urban farms, while preserving open space through programming, material support, and technical assistance. Located in all five boroughs, GreenThumb gardens are hubs of neighborhood activity and pride. These green spaces offer a myriad of environmental, economic and social benefits, such as improving air quality, biodiversity, and the well-being of residents and neighborhoods. In 2019, there were 527 GreenThumb registered gardens in New York City.

For a list of community gardens located on NYC Parks land and/or registered and licensed by GreenThumb, see Appendix C. Information about the size of each garden and whether or not it engages in food production is included to the extent it is available.

Grow to Learn NYC

Grow to Learn NYC is an initiative of GrowNYC, in partnership with NYC Parks' GreenThumb and the Department of Education, with the mission to inspire, facilitate, and promote the creation of a garden in every public school in New York City. Schools

work directly with Grow to Learn NYC to ensure that their garden programs are sustainable, responsive to their communities, and transformative for student learning in the cafeteria, the classroom and beyond. The citywide school garden initiative provides the material and financial support to get schools growing, provides technical and professional development support to school gardeners, and makes the scale of New York City manageable by bringing together partnerships and resources into one convenient central location.

As of 2019, 782 schools have registered garden projects with Grow to Learn NYC. For a list of registered Grow to Learn NYC School gardens, see Appendix D.

Garden to Café

With the support of the NYC DOE's Office of Food and Nutrition Services, the Garden to Café Program (GTC) helps develop a student's curiosity about food, nutrition, and the various ways food can be grown, through school gardens, lunchtime tastings, and classroom lessons. The program has continued to expand and has over 144 schools registered. The Garden to Café Program serves 73,517 students in NYC's public and charter schools in all five boroughs, from elementary to high school, including students with special needs (D75) and those who are at-risk (D79).

The program received two Farm to School grants for the 2018-2019 school year from the USDA and the NYS Department of Agriculture, which will expand the program's reach to an additional nearly 70 schools. The state grant will also enable the program to connect NYS farmers with SchoolFood food distributors.

Farms at NYCHA

Farms at NYCHA is part of Building Healthy Communities (BHC), a citywide partnership designed to improve health outcomes in 12 neighborhoods in New York City. The farms expand healthy food access, provide youth workforce and leadership development, and promote sustainable and connected public housing communities. Farms are constructed and operated by 18-to 24-year-old NYCHA residents who are Green City Force (GCF) AmeriCorps Members. In the past three years, 111 young adult public housing residents have been trained in farm management and community programming, placing NYCHA and partners at the vanguard of urban agriculture initiatives that are tied to affordable housing. The weekly farm stands and other community events feature healthy cooking demonstrations led by Corps Members, who receive culinary training as part of their service. Corps Members also participate in an annual Iron Chef cooking competition.

FOOD SYSTEMS

IN 2018, WITH SIX FARMS IN FULL OPERATION, FARMS AT NYCHA DISTRIBUTED 24,400 POUNDS OF FRESH PRODUCE GROWN BY AND FOR RESIDENTS AT FARM SITES

In 2018, with six farms in full operation, Farms at NYCHA distributed 24,400 pounds of free produce grown by and for residents at farm sites, and collected 5,141 pounds of food scraps for composting. In 2019, GCF extended the program by establishing a dedicated farm management team for each farm. The six farms are located at Red Hook West Houses, Howard Houses in Brownsville, Bay View Houses in Canarsie, Wagner Houses in East Harlem, Forest Houses in the South Bronx, and Mariner’s Harbor in Staten Island. Part of the OneNYC strategy to build community through stewardship and volunteerism, the award-winning project is poised to grow in the next five years with additional farms and an expansion in programming.



Photo Credit: Leticia Barboza

Food Manufacturing

NYCEDC supports the role of the food importing, manufacturing, and distribution sectors in growing and diversifying New York City’s economy. With a huge market base, the world’s largest food distribution center, a strong network of food incubators, and programs for training, funding, and space, these sectors create job opportunities for New Yorkers and are a vital part of our economy. The Brooklyn Army Terminal’s 4 million square foot

modern industrial campus is home to established and growth-stage food companies, such as Jacques Torres Chocolate, The Konery, MOMO Dressing, City Saucery, Green Mustache, and We Are the New Farmers, as well as a dedicated food manufacturing hub.

NYCEDC's current footprint in the food sector also features several culinary incubators, including Hot Bread Kitchen (HBK) Incubates, Jamaica FEASTS, and the Food Business Pathways Program. The incubators provide spaces for aspiring chefs, bakers, and business owners to prototype their products, perfect their craft, and develop essential business skills. With access to shared commercial kitchen equipment and complimentary programming, these spaces help to catapult hundreds of NYC-based food entrepreneurs into business.

In addition, NYCEDC provides financial incentives to businesses operating in the food importing, manufacturing, and distribution sectors through the New York City Industrial Development Agency (NYCIDA) and the Accelerated Sales Tax Exemption Program (ASTEP). These programs lower the cost of real estate and/or the purchasing of equipment and furnishings, allowing businesses to gain a foothold in the competitive New York market or expand their existing operations. For example, in FY19, the NYCIDA supported an Industrial Program Project to facilitate the renovation, furnishing and equipping of a 40,000 square foot facility in the Bronx operated by C. Kenneth Imports, Inc., a major importer and distributor of international foods and



produce throughout the tristate area. The project will allow C. Kenneth Imports to increase its operational capacity by creating new production space and refrigeration capacity, generating and retaining at least 59 full time equivalent private-sector jobs. During FY19, NYCEDC also authorized Accelerated Sales Tax Exemption Program (ASTEP) benefits to Italian Food Philosophy, a coffee roasting company. These benefits will allow Italian Food Philosophy to save on sales and

Photo Credit: NYCEDC

use taxes for purchases made towards the furnishing and equipping of a 3,800 square foot space in East Harlem. This space will serve as a new base for the company's growing wholesale coffee roasting and fresh food manufacturing operations.

During FY19, the NYCIDA directly supported 23 companies in the food and beverage manufacturing, distribution, and importing sectors, employing 2,740 workers. These projects represent \$118,450,956 of private investment into New York City. For a full list of projects, see Appendix E.

NYCHA Food Business Pathways

The New York City Housing Authority's (NYCHA) Food Business Pathways program (FBP) is a free business training program that helps NYCHA and NYCHA Section 8 residents start and grow food businesses in New York City. FBP is a collaboration between NYC Small Business Services (SBS), NYC Economic Development Corporation (NYCEDC), Citi Community Development, Hot Bread Kitchen, Start Small Think Big, and NYCHA's Office of Resident Economic Empowerment & Sustainability (REES).

Residents who are accepted into FBP receive a free, intensive 10-week business course tailored specifically to meet the needs of NYCHA entrepreneurs. The program offers free licenses and permits, group and one-on-one business coaching designed to move their businesses forward, and assistance securing commercial kitchen space to operate their food businesses. Food Business Pathways has awarded free commercial kitchen incubator space grants to 42 businesses.

Since the program's launch in January 2015, 271 NYCHA public housing residents and Section 8 voucher holders graduated from the program across nine cohorts and have created 189 registered businesses.

Supporting Small Retail Store Owners

In spring of 2016, the NYC Department of Small Business Services (SBS) partnered with Citi Community Development and City Harvest to help New York City's food retail businesses strengthen their operations through tailored educational resources.

The partnership produced a three-part workshop series, attended by a total of 32 business owners, and a toolkit that City Harvest and mission-aligned organizations used to provide one-on-one technical support to this business community. The workshops and toolkit include education on inventory management, staff trainings, regulations and compliance, and technology and point of sale (POS) systems.

Since the project's conclusion, SBS has leveraged its materials to serve a total of 157 entrepreneurs and business owners at a total of 15 corner store workshops, facilitated by trained instructors. SBS has also continued to work with City Harvest to distribute the toolkit to community-based partner organizations.

Food and Beverage Industry Partnership

The NYC Food & Beverage Industry Partnership works directly with the 30 leading industry employer members of its NYC Hospitality Council to ensure alignment of strategies and initiatives to improve workforce development and business growth in the sector.

The new FIRST COURSE NYC line cook apprenticeship training program, scheduled for launch in November 2019, will ensure New Yorkers can access high-quality culinary jobs and careers in the growing food service sector and employers can find the qualified talent they need. In addition, the FIRST COURSE NYC program will drive improvements in employee engagement and workplace culture to reduce the high turnover rates that are currently the norm in the food service industry.

Working with SBS's Division of Business Services and Citi Community Development, the Partnership is also designing the next iteration of the Food Business Pathways initiative. The new Catering Business Pathways program, scheduled for launch in November 2019, will work with NYCHA residents, entrepreneurs currently operating informally selling food, to professionalize their catering businesses by providing the business education, tools and resources these entrepreneurs need to grow their businesses and provide them a living wage.

Zero Waste

In April of 2019, Mayor de Blasio announced his OneNYC 2050 strategy for Building a Strong and Fair City. This plan cites the fact that over one-third of New York City's residential waste by tonnage comes from food scraps and yard waste. Therefore, a transition to citywide mandatory composting is essential to adopting an effective zero waste management strategy. To fulfill this vision, the NYC Department of Sanitation (DSNY) is working to expand opportunities for food scrap and yard waste diversion for residents, schools, city agencies, and businesses.

Residential Curbside Composting

In 2019, DSNY ran a new campaign called Make Compost, Not Trash to increase awareness and participation in the curbside composting program. DSNY worked closely with residents, elected officials, and civic associations in two community boards (BK10 and Q13) from April through June 2019 to build engagement, volunteerism, and long-term participation in the program. They hosted four community meetings, ran special events, such as compost comedy shows and film screenings, gave away leaf bags with elected officials, staffed a campaign outreach center in each community board,

knocked on doors, organized street tree care days, and ran a range of unique communication campaigns. DSNY interacted directly with over 11,000 residents in three months, encouraging residents to Make Compost, Not Trash.

Schools



Photo Credit: DSNY

Curbside Compost Collection

New York City Schools generate more than 40,000 tons of refuse per year. Of all of the “trash” produced in a school building, a significant portion of it can be recycled,

composted, or reused. Nearly half of the 1,800 NYC public schools currently receive curbside compost collection. Over the next 5 years, DSNY is working to convert all “traditional” school refuse and recycling routes to composting and recycling collection routes, helping schools strive towards zero waste as they work to divert all of their recyclable and compostable waste.

Zero Waste Schools

DSNY’s Zero Waste Schools (ZWS) program, which aims to divert all recyclable and compostable waste in participating schools, has reached more than 60,000 students and nearly 10,000 teachers, administrators and kitchen and custodial staff.

Now in its third year, DSNY’s Zero Waste Schools website has continued to grow to include over 740 schools, or 40% of all DOE schools (as of June 2019). DSNY’s interactive ZWS website, www.nyc.gov/zws, is a safe online platform for teachers and students to share their recycling and sustainability projects and ideas.

Also hosted on the ZWS Website is the Green Team Mini Grant Program. DSNY has partnered with Citizens Committee for New York City to create a new grant program, awarding up to \$1,000 to school green teams. During the 2018-2019 school year, 103 schools received Green Team Grant funding to further their school’s recycling program.

Businesses

Tackling Waste at Food Service Establishments

Since 2016, some New York City businesses are required by law to separate their organic waste for beneficial use (composting, anaerobic digestion, or other). This includes food service establishments in hotels with 150 or more rooms; food vendors in arenas and stadiums with seating for at least 15,000 people; food manufacturers with a floor area of at least 25,000 square feet (SF), and food wholesalers with a floor area of at least 20,000 SF. Additional food service establishments with a floor area of at least 15,000 SF, food service establishments that are part of a chain of 100 or more locations in the city of New York, and retail food stores with a floor area of at least 25,000 SF have been required to separate their staff-handled organic waste since August 2018.

As of January 1, 2019, New York City stores, food service establishments, and mobile food commissaries may no longer offer, sell, or possess single-use foam food containers such as foam takeout clamshells, cups, plates, bowls, trays, and coolers. Additionally, manufacturers, distributors, and stores may no longer sell or offer for sale loose fill foam packaging (“packing peanuts”) in the city. Affected establishments had until July 1,

FOOD SYSTEMS

2019 to switch to alternative products before enforcement of the NYC Foam Ban began. In 2017, DSNY's Foundation for New York's Strongest launched its Microgrant Program for city businesses looking to address food waste in their operations. Proposals were accepted from businesses that are working towards food waste prevention, recovery, and recycling solutions already, or wish to get started. The Foundation awarded grants of up to \$2,000, plus technical advisory services valued at up to \$6,700 per grantee, to two small NYC businesses that demonstrated a need for support and a viable implementation plan. As of July 2019, the Foundation is accepting applications for the Microgrant Program's second year.

In September 2019, DSNY proposed rules to expand food waste separation requirements to additional categories of businesses. DSNY expects to issue final rules in early 2020

DonateNYC Food Portal

In March 2019, The Department of Sanitation's donateNYC program launched its food donation portal, the first municipally-developed food recovery platform of its kind. The portal aims to reduce the amount of edible food sent to landfills while supporting the City's robust food rescue and redistribution infrastructure. Developed in collaboration with local food recovery experts, the food portal's matching algorithm connects donor organizations with excess edible food to the nearest recipients that can accept it. The food portal supports recurring hyper-local donations, increasing the positive neighborhood impacts of food donation. Participation is free for any NYC-based business, nonprofit, or agency that generates or needs food donations of any amount, opening food donation to groups that may not have found entry points elsewhere.

ACKNOWLEDGEMENTS

We would like to thank the staff that collected and analyzed data for the 2019 Food Metrics Report, as well as report writing, coordination, layout, and design.

Administration for Children's Services

Shari Gruber
Sharon McDougall
Laura Stadler

Department for the Aging

Rachel Berger
Shirley Fan
Agnes Mak

Department of City Planning

Barry Dinerstein
Sam Levy

Department of Citywide Administrative Services

Jean Blanc
Carmine Rivetti
Fa-Tai Shieh

Department of Corrections

Moreen Frankson-James
Glenn O'Connor
Carol Ratchpaul

Department of Environmental Protection

Mikael Amar
Kim Cipriano
Ed Blouin
Jeff Graff

New York City Economic Development Corporation

Thomas Boston
Jocelyn Dupre
Sarah DeFalco
Shin Mitsugi
Krishna Omolade
Jenny Osman
Jervonne Singletary

Department of Education

Moshe Becker
George Edwards
Tanisha Hopkins
Stephen O'Brien
Nnennaya Okezie
Nicole Scarangelo
Armando Taddei
Chris Tricarico

Food Bank for New York City

Nicholas Buess
Sarah Ross
William Guillaume Koible

GrowNYC

Olivia Blanchflower
Kristin Fields
Amanda Gentile
Cheryl Huber

NYC Health + Hospitals

Tracy Dellitalia
Yelena Grinberg
Mercedes Redwood

Department of Health and Mental Hygiene

Tamar Adjoian
Nicole Andersen
Gincarlos Andrade
Amaka Anekwe
Syed Bhuiyan
Chantelle Brathwaite
Veronica Castellano
Armarilis Cespedes
Gerald Cohen
Jenifer Clapp
Samir Farhat
Mediha Gega
Lizzette B Gonzalez
Howard Grossman
Arielle Herman
Maura Kennelly
Kim Kessler
Jenna Larsen
Meghan McGonigle
Patricia Moncure
Lousette Saint-Victor
Lorena Santana
Elizabeth Solomon
Nilsa Torres

Department of Homeless Services

Diana Cangemi

Department of Sanitation

Bridget Anderson
Kate Kitchener

New York City Housing Authority

Shanna Castillo
Andrea Mata
Idowu Odedosu

Human Resources Administration

Kinsey Dinan
Erin Drinkwater
Rosine Ferdinand
Ellen Levine
LaMaunda Maharaj
Stephen Solomon
Karl Snyder
Erin Villari

Department of Parks and Recreation

Bill LoSasso
Carlos Martinez
Kendra Van Horn

Department of Small Business Services

Diana Franco
Sara Schossberg
Michael Silver
Edward Ubiera
Rachel Van Tosh

Mayor's Office of Sustainability

Farah Albani
Kate Gouin

Department of Youth and Community Development

Tyone Hutchinson
Darryl Rattray

Center for Innovation through Data Intelligence (CIDI)

Neba Noyan - Report Design

About NYC Food Policy

The Mayor's Office of Food Policy works to advance the City's efforts to increase food security, promote access to and awareness of healthy food, and support economic opportunity and environmental sustainability in the food system. To do this, the office coordinates multiple City agencies and offices that work on food programs or policies, as well as partners with the many advocates and nonprofit organizations working in food. For more information about NYC Food Policy, visit nyc.gov/nycfood

Report Coordination and Writing

Anna Bessendorf
Jenady Garshofsky
Erin McDonald

APPENDICES



A. METRICS SUMMARY CHART

B. SUMMARY OF WATERSHED AGRICULTURAL PROGRAM PARTICIPANTS/EXPENDITURES FOR FY19

C. GREENTHUMB GARDENS

D. GROW TO LEARN GARDENS

E. EDC NYCIDA FOOD MANUFACTURER PROJECTS

F. FRESH STORES

G. AGENCY MEALS AND COMPLIANCE WITH FOOD STANDARDS

H. GREEN CART PERMITS

I. SUMMARY OF VIOLATIONS AND INSPECTIONS OF GREEN CARTS BY THE DOHMH

J. VENDORS AT GREENMARKETS

K. LOCAL LAW 52

APPENDIX A - METRICS

METRIC #	METRIC	PROGRESS AS OF 2012	PROGRESS AS OF 2013	PROGRESS AS OF 2014	PROGRESS AS OF 2015	PROGRESS AS OF 2016	PROGRESS AS OF 2017	PROGRESS AS OF 2018	PROGRESS AS OF 2019
1	Number of Farms Participating in the DEP Watershed Agricultural Program; Annual Dollar Amount of City Financial Support Received by Participating Farms	58 farms on 18,735 acres; \$2,696,888	66 farms on 22,371 acres; \$1,555,364	73 farms on 26,359 acres; \$2,197,862	82 farms on 20,408 acres; \$4,262,629	79 farms on 26,734 acres; \$3,807,622	55 farms on 19,799 acres; \$1,096,768	* 79 farms with 25,343 acres; \$2,494,612*	95 farms covering 27,978 acres of watershed farmland; \$3,057,499
2	Total DOE expenditure on local milk, yogurt, and produce	\$20.8 million on milk and yogurt, and \$3.1 million on produce (not including distribution costs)	\$20.8 million on milk and yogurt, and \$3.8 million on produce (not including distribution costs)	\$19.2 million spent on milk and yogurt, and \$6.3 million spent on produce (not including distribution costs)	\$20 million on milk and yogurt, and \$7.3 million was spent on produce (not including distribution costs)	\$20.1 million was spent on milk and yogurt, and \$7.8 million on produce (not including distribution costs)	\$19.1 million was spent on milk and yogurt, and \$6.9 million on produce (not including distribution costs)	*\$26.7M on produce, milk and yogurt total; \$8.4M on produce and \$18.3 on milk and yogurt.*	*\$23.2M on produce, milk and yogurt total; \$6.3M on produce and \$16.9 on milk and yogurt.*
3	Registered community gardens on city-owned property	413 community gardens not including DOE Grow to Learn Gardens	530 community gardens not including DOE Grow to Learn Gardens	586 community gardens not including DOE Grow to Learn Gardens	544 community gardens not including DOE Grow to Learn Gardens	535 community gardens not including DOE Grow to Learn Gardens	545 community gardens not including DOE Grow to Learn Gardens	530 community gardens not including DOE Grow to Learn Gardens	527 community gardens not including DOE Grow to Learn Gardens
4	Food manufacturers receiving monetary benefits from EDC or IDA	24 food manufacturers receiving a total of \$2,205,065	25 food manufacturers receiving a total of \$2,330,977	32 food manufacturers receiving a total of \$2,425,133	33 food manufacturers receiving a total of \$3,056,533	*24 food manufacturers receiving a total of \$2,184,808*	23 food manufacturers receiving a total of \$2,123,184	21 food manufacturers receiving a total of \$1,981,716	23 food manufacturers receiving a total of \$2,392,770
5	Truck and rail trips to or through Hunts Point Market	Fish Market: 283 daily trucks Meat Market: 763 daily trucks Produce Market: 1727 daily trucks Produce Market: 10.5 railcars/day (average) Baldor Specialty Foods: 2 - 3 railcar/week (average)	Fish Market: 151 daily straight trucks and tractor trailers (average) Meat Market: 88 daily straight trucks and tractor trailers (average) Produce market: 230 straight trucks & 4 and 5 axes trucks (average) Produce Market: 5 railcars/day Baldor Specialty Foods: 2 - 3 railcars/week (average)	Fish Market: 153 daily straight trucks and tractor trailers (average) Meat Market: 93 daily straight trucks and tractor trailers (average) Produce Market: 220 straight trucks & 4 and 5 axes trucks (average) Produce Market: 4 railcars/day (average)*** Baldor Specialty Foods: 2 - 3 railcars/week (average)***	Fish Market: 140 daily straight trucks and tractor trailers (average) Meat Market: 117 daily straight trucks and tractor trailers (average) Produce Market: 226 straight trucks & 4 and 5 axes trucks (average) Produce Market: 4 railcars/day (average) Baldor Specialty Foods: 2 - 3 railcars/week (average)	Fish Market: 144 daily straight trucks and tractor trailers (average) Meat Market: 121 daily straight trucks and tractor trailers (average) Produce Market: 197 straight trucks & 4 and 5 axes trucks (average) Produce Market: 3 - 4 railcars/day (average) Baldor Specialty Foods: 2 - 3 railcars/week (average)	Fish Market: 141 daily straight trucks and tractor trailers (average) Meat Market: 129 daily straight trucks and tractor trailers (average) Produce Market: 271 straight trucks & 4 and 5 axes trucks (average) Produce Market: 3 - 4 railcars/day (average) Baldor Specialty Foods: 2 - 3 railcars/week (average)	Fish Market: 137 daily straight trucks and tractor trailers (avg) Meat Market: 140 daily straight trucks and tractor trailers (avg) Produce Market: 270 straight trucks (avg) axle trucks (avg) and 5 straight trucks (avg) Produce Market: 3 - 4 railcars/day (avg) Baldor Specialty Foods: 3-5 railcars/week (average)	Fish Market: unavailable; toll plaza lane that houses data collection was damaged in May Meat Market: 145 daily straight trucks and tractor trailers (avg) Produce Market: 266 straight trucks & 4- and 5-axle trucks (avg) Produce Market: 3 - 4 railcars/day (avg) Baldor Specialty Foods: temporarily suspended Footnote: Average daily trucks (straight trucks and tractor-trailers) entering the facility; excluding trucks owned by tenants of the market"

METRIC #	METRIC	PROGRESS AS OF 2012	PROGRESS AS OF 2013	PROGRESS AS OF 2014	PROGRESS AS OF 2015	PROGRESS AS OF 2016	PROGRESS AS OF 2017	PROGRESS AS OF 2018	PROGRESS AS OF 2019
6	Grocery store SF per capita and the number of grocery stores open during the past five calendar years	Not reported	"168 new grocery stores in 54 out of 59 community districts were added in NYC from 2007- 2011. As of 2011, there were 12,702,808 square feet of grocery store space total in NYC"	Not reported	Not reported	Not reported	Not reported	There were 309 more grocery stores in NYC in 2018 than there were in 2011. This increase in number of grocery stores translated to an increase of 1,275,000 square feet of grocery space. Using a ratio of grocery store square footage to number of residents to determine how well the needs of an area are being met, 30 of the 59 community districts in the city were better served than they were in 2011.	Not reported
7	Grocery stores receiving FRESH benefits	11 FRESH projects approved; providing nearly 340,000 square feet of new or renovated space; estimated to retain over 500 jobs and create nearly 300 new jobs; represent an investment of approximately \$40 million across the City	16 FRESH projects approved - four of which have been completed; providing nearly 440,000 square feet of new or renovated space; estimated to retain over 500 jobs and create over 350 new jobs; represent an investment of approximately \$55 million across the City	18 FRESH projects approved - nine of which have been completed; providing approximately 578,000 square feet of new or renovated grocery store space; estimated to retain over 500 jobs and create over 945 new jobs; and represents an investment of almost \$80 million across the City.	19 FRESH projects approved - nine of which have been completed; providing approximately 586,000 square feet of new or renovated grocery store space; estimated to retain over 500 jobs and create over 920 new jobs; and represents an investment of more than \$80 million across the City.	24 FRESH projects approved - 12 of which have been completed; providing approximately 660,000 square feet of new or renovated grocery store space; estimated to retain over 600 jobs and create over 1600 new jobs; and represents an investment of more than \$100 million across the City.	27 FRESH projects approved- 14 of which have been completed; providing approximately 737,000 square feet of new or renovated grocery store space; estimated to retain over 600 jobs and create over 1600 new jobs; and represents an investment of more than \$100 million across the City.	36 FRESH projects approved- 16 of which have been completed; providing approximately 844,000 square feet of new or renovated grocery store space; representing an investment of more than \$136 million across the City; and employing 1,504 individuals in FY 2019 (measured in FTE). "In previous years, FRESH projects receiving both financial and zoning incentives were recorded. This year, and in future years, only projects receiving financial incentives will be recorded."	"22 FRESH projects approved (18 of which have been completed); providing approximately 760,000 square feet of new or renovated grocery store space; representing an investment of more than \$136 million across the City; and employing 1,504 individuals in FY 2019 (measured in FTE). "In previous years, FRESH projects receiving both financial and zoning incentives were recorded. This year, and in future years, only projects receiving financial incentives will be recorded."
8	Number of stores participating in Shop Healthy	161 stores	~400 stores have agreed to promote their healthier items, with ~132 of them agreeing to work more intensively to increase access to healthier foods in their stores	470 stores have agreed to promote their healthier items, with ~220 of them agreeing to work more intensively to increase access to healthier foods	670 stores have agreed to promote their healthier items, with ~310 of them agreeing to work more intensively to increase access to healthier foods	817 stores have agreed to promote their healthier items, with ~400 of them agreeing to work more intensively to increase access to healthier foods	1,117 stores have agreed to promote their healthier items, with ~608 of them agreeing to work more intensively to increase access to healthier foods	"1,380 stores promoting healthier items; 771 stores agreeing to increase access; 15 zip codes have been served (new neighborhoods added - Central Harlem in Manhattan, Bushwick in Manhattan, and Concourse Village in the Bronx)	1,568 stores promoting healthier items; 936 stores agreeing to increase access; 15 zip codes have been served (new neighborhoods added - Central Harlem in Manhattan, Bushwick in Manhattan, and Concourse Village in the Bronx)
9	Number of food-related job training programs administered by SBS	108 Customized Trainings for Food Businesses; 96 Restaurant Management Trainings	188 Customized Trainings for Food Businesses; Restaurant Management Trainings program ceased.	275 trainees served by customized training grants	229 trainees served by customized training grants	428 trainees served by customized training grants	342 trainees served by customized training grants	39 trainees served by customized training grants	No food-related job training programs administered by SBS
10	Number of meals served	270,611,523	259,789,054	244,614,710	249,389,497	245,546,270	241,660,204	244,768,012	\$230,259,390

METRIC #	METRIC	PROGRESS AS OF 2012	PROGRESS AS OF 2013	PROGRESS AS OF 2014	PROGRESS AS OF 2015	PROGRESS AS OF 2016	PROGRESS AS OF 2017	PROGRESS AS OF 2018	PROGRESS AS OF 2019
11	Compliance with food standards	Compliance rate = 93%	Compliance rate = ~89%	Compliance rate = ~93%	Compliance rate = ~96%	Compliance rate = ~91%	Compliance rate= ~92.42%	Compliance rate= ~93%	Compliance rate= ~91%
12	Number of DOE vending machines and revenue generated	2,504 beverage machines (\$5.7 million) and 934 snack (\$5.2 million) for most recent contract year	2,473 beverage vending machines (\$4.8 million) and 907 snack vending machines (\$5.5 million) for the most recent contract year	2,456 beverage vending machines (\$4.4 million) and 902 snack vending machines (\$5.5 million) for the most recent contract year	2,450 beverage vending machines (\$4.3 million) and 900 snack vending machines (\$5.7 million) for the most recent contract year	2,407 Beverage vending machines (\$3.8 million) and 875 snack machines (\$5.8 million) for the most recent contract year	2,240 beverage vending machines (\$3.5 million) and 923 snack machines (\$5.7 million) for the most recent contract year	*2,216 Beverage Machines (\$3.2 million) 1,008 Snack Machines (\$5.0 million)*	*2,250 Beverage Machines (\$3.2 million) 1,043 Snack Machines (\$5.5 million)*
13	Number of seniors receiving SNAP benefits	256,416	281,000	291,422	299,147	308,890	321,214	331,337	337,690
14	Funds spent on SNAP enrollment by HRA	2011: 212 unduplicated sites, 4 POS sites, 63 presentations, total budget of \$2.4 million	2012: 220 unduplicated sites, 3 POS sites, 13 presentations, total budget of \$2.3 million	2013: 257 unduplicated sites, 3 POS sites, 53 presentations, total budget of \$2.3 million.	2014: 262 unduplicated sites, 3 POS sites, 60 presentations, total budget of \$2.5 million.	2015: 282 unduplicated sites; 3 facilitated enrollment sites, 62 presentations, total budget of \$2.4 million	2016: 308 unduplicated sites; 3 facilitated enrollment sites, total budget of \$2.7 million	*FY 17: 373 unduplicated sites and 3 facilitated enrollment sites. The budget for FY 17 was \$2.0 million. *	FY 18: 380 community sites and 3 facilitated enrollment programs. The budget for FY 18 was \$2.3 million
15	Funds spent on Nutrition Education by HRA	\$8,642,689 spent and 152,764 SNAP recipients served (combines those directly and indirectly served)	\$8.9 million spent and 70,000 SNAP recipients reached (directly served) and 200,000 (served) via social marketing campaign)	\$6.5 million spent and 329,366 SNAP recipients served	\$9,475,425 spent and 2,114,947 SNAP recipients served (251,737 direct education and 1,863,210 indirect education)	HRA no longer administers the SNAP-Ed program. New York State has assumed responsibility for this program by contracting directly with SNAP-Ed service providers.	HRA no longer administers the SNAP-Ed program. New York State has assumed responsibility for this program by contracting directly with SNAP-Ed service providers.	HRA no longer administers the SNAP-Ed program. New York State has assumed responsibility for this program by contracting directly with SNAP-Ed service providers.	HRA no longer administers the SNAP-Ed program. New York State has assumed responsibility for this program by contracting directly with SNAP-Ed service providers.
15	Funds DOHMH Spends on Nutrition Education: Stellar Farmers' Market Initiative	\$582,785; 110,000 SNAP recipients reached; 4,400 workshops/demos	\$562,990 for FY2013; 154,000 SNAP recipients reached; 6,000 workshops/demos	\$562,991 for FY2014; 198,000 SNAP recipients reached; 7,700 workshops/demos	\$562,991 for FY2015; 221,650 participants reached through 8,495 workshops/demos cumulatively since 2009**	\$562,991 for FY2016; 264,215 participants reached through 10,217 workshops/demos cumulatively since 2009	\$562,991 for FY2017; 293,855 participants reached through 11,866 workshops/demos cumulatively since 2009	\$562,991 for FY2018; 331,900 participants reached through 13,560 workshops/demos cumulatively since 2009	\$562,991 for FY2019; 362,200 participants reached through 15,090 workshops/demos cumulatively since 2009
15	Funds DOHMH Spends on Nutrition Education: Eat Well Play Hard Program	As of 2012: \$1,270,896; 40,000 children/parents/ staff; 392 child care centers and public schools	As of 2013: \$1,251,832; 52,000 children/parents/ staff; 440 child care centers and public schools	As of 2014, \$1,134,641; 65,500 children/parents/ staff; 533 child care centers and public schools (463 child care centers and 70 public schools)	\$1,134,64 for FY 2015 (includes funding for Farm to Preschool; 70,000 children/parents/ staff at 510 child care centers cumulatively since 2008**)	\$1,134,64 for FY 2016 (includes funding for Farm to Preschool; 77,000 children/parents/ staff at 533 child care centers cumulatively since 2008	Numbers revised to correct previous error in reporting: \$1,134,64 for FY 2017 (includes funding for Farm to Preschool; 83,500 children/parents/ staff at 556 child care centers cumulatively since 2008	Numbers revised to correct previous error in reporting: \$1,288,800 for FY 2018 (includes funding for Farm to Preschool; 87,720 children/parents/ staff at 565 child care centers cumulatively since 2008	Numbers revised to correct previous error in reporting: \$1,288,800 for FY 2019 (includes funding for Farm to Preschool; 93,120 children/parents/ staff at 580 child care centers cumulatively since 2008

METRIC #	METRIC	PROGRESS AS OF 2012	PROGRESS AS OF 2013	PROGRESS AS OF 2014	PROGRESS AS OF 2015	PROGRESS AS OF 2016	PROGRESS AS OF 2017	PROGRESS AS OF 2018	PROGRESS AS OF 2019
18	Number of Green Cart permits, number of violations, locations, and number of operators that accept EBT	As of August 2012: there were over 475 greencarts with 28 using EBT machines	As of August 2013, there were over 482 greencarts with more than 90 using EBT machines	As of August 2014, there were 452 active greencarts with 113 using EBT machines	As of August 2015 there were 364 active greencarts with 112 using EBT machines	As of June 2016 there were 320 active greencarts with 110 using EBT machines	As of August 2017 there were 315 active greencarts.	As of September 2018, there were 286 Green Carts with currently active permits, or which 15 may be using EBT machines.	As of July 2019, there were 266 Green Carts with currently active permits, or which 15 may be using EBT machines.
19	Number of vendors at GrovNYC farmers markets	138 Farmers' Markets and 54 Greenmarket locations	142 Farmers' Markets and 51 Greenmarket locations	142 Farmers' Markets and 53 Greenmarket locations	146 Farmers' Markets and 54 Greenmarket locations	141 Farmers' Markets and 51 Greenmarket locations	137 Farmers' Markets and 54 Greenmarket locations	141 Farmers' Markets and 51 Greenmarket locations	141 Farmers' Markets and 49 Greenmarket locations
EXTRA	Water jets in schools						1007 water jets in 1400 buildings	1,073 water jets in 836 buildings	1,063 water jets in 797 buildings
EXTRA	SNAP enrollment							"Bronx 486,294 Brooklyn 569,673 Manhattan 236,194 Queens 301,373 Staten Island 62,116 Citywide 1,655,650"	(OCTOBER 2018) Bronx- 447,798; BK- 565,406; MN- 229,107; Qns- 288,121; Staten Island- 60,380; NYC: 1,590,812
EXTRA	Farmers Markets								141 farmers markets citywide; 124 accept EBT (2018)
EXTRA	Health Bucks								460,000 health bucks distributed in 2018
EXTRA	Sugary Drink Consumption								24% in 2018 (goal is to reduce consumption to 19% by 2020), consumption dropped between 2009-2017 (44% vs 33%)
EXTRA	Fruit and Vegetable Consumption								In 2018, mean fruit and vegetable consumption was 2.5 servings/day, unchanged from 2017 when it was 2.5 servings/day

METRIC #

PROGRESS AS OF 2018

METRIC

PROGRESS AS OF 2019

<p>EXTRA</p>	<p>Garden to Café</p>	<p>*142 schools currently registered with Garden to Café; 70,790 students reached through cafeteria taste testing's, harvest events, Community Health Fairs and PTA meetings;</p>	<p>GTC has 144 school currently registered, which serves 73,517 students.</p>
<p>EXTRA</p>	<p>NYCHA Farms</p>	<p>In 2017, with four farms in full operation, Farms at NYCHA distributed 19,920 pounds of fresh produce grown by and for residents at four farm sites and collected 5,502 pounds of food scraps for composting. Two new farms were constructed in the past year, the six farms are located at Red Hook West Houses, Howard Houses in Brownsville, Bay View Houses in Canarsie, Wagner Houses in East Harlem, Forest Houses in the South Bronx, and Mariner's Harbor in Staten Island. During the first three months of the 2018 farm season the farms yielded 15,556 pounds of fresh produce, a 17% increase over the same period during the previous year.</p>	<p>In 2018, with six farms in full operation, Farms at NYCHA distributed 24,400 pounds of fresh produce grown by and for residents at farm sites, and collected 5,141 pounds of food scraps for composting. In 2019, GCF extended the program by establishing a dedicated farm management team for each farm. The six farms are located at Red Hook West Houses, Howard Houses in Brownsville, Bay View Houses in Canarsie, Wagner Houses in East Harlem, Forest Houses in the South Bronx, and Mariner's Harbor in Staten Island. Part of the OneNYC strategy to build community through stewardship and volunteerism, the award-winning project is poised to grow in the next five years with additional farms and an expansion in programming.</p>

METRIC # **METRIC** **PROGRESS AS OF 2018** **PROGRESS AS OF 2019**

EXTRA	Zero Waste		<p>** In 2019, DSNY interacted with over 11,000 residents in 3 months encouraging residents to Make compost not trash</p> <p>*Nearly half of the 1,800 NYC public schools receive organics collection</p> <p>* During the 2018-2019 school year, 103 schools received Green Team Grant Funding to further their school's recycling program*</p>
EXTRA	Food Industry Partnership		<p>The NYC Food & Beverage Industry Partnership continued to work directly with the 30 leading industry employer members of its NYC Hospitality Council to ensure alignment of all strategies and initiatives to improve workforce development and business growth in the sector. FIRST COURSE NYC line cook apprenticeship training program is scheduled for launch in November 2019. In Spring 2019, SBS partnered with City Harvest to help NYC's food retail businesses. Since the project's conclusion, SBSB leveraged its materials to serve a total of 237 entrepreneurs and business owners at a total of 15 corner store workshops.</p>
EXTRA	Food Business Pathways	<ul style="list-style-type: none"> • 233 NYCHA public housing residents & NYCHA Section 8 voucher holders have competed the Food Business Pathways program across eight (8) cohorts • 31 of those from Cohorts 1 to 7 have been awarded incubator space • 150 businesses are currently registered from Cohorts 1 to 7; Cohort 8 graduates are in the process of incorporating their businesses 	<p>*From January 2015-October 2018,</p> <ul style="list-style-type: none"> • # of FBP graduates = 271 • # of registered businesses = 189 – Need to reconfirm • # of incubator space grants = 43
EXTRA	Breakfast in the classroom	412 Buildings have mandated BIC	483 buildings with BIC

APPENDIX B

SUMMARY OF WATERSHED AGRICULTURAL PROGRAM PARTICIPANTS/EXPENDITURES FOR FY 2019

WATERSHED MUNICIPALITY	NO. OF FARMS	TYPE OF FARM	SIZE (ACRES)	NYC FINANCIAL SUPPORT RECEIVED (FY 2019)
Delaware	16	Beef	5,700	\$970,297
Delaware	37	Dairy	16,560	\$1,133,208
Delaware	5	Horse	614	\$45,998
Delaware	13	Mixed Livestock	2,209	\$168,454
Delaware	1	Vegetable	44	\$2,552
Total Delaware County	72		25,127	\$2,320,509
Dutchess	1	Mixed Livestock	85	\$24,500
Total Dutchess County	1		85	\$24,500
Greene	2	Beef	793	\$365,905
Greene	1	Dairy	156	\$1,639
Greene	1	Horse	279	\$15,984
Total Greene County	4		1,228	\$383,528
Putnam	4	Horse	319	\$112,176
Total Putnam County	4		319	\$112,176
Schoharie	2	Beef	355	\$37,327
Schoharie	1	Mixed Livestock	177	\$2,289
Total Schoharie County	3		532	\$39,616
Sullivan	1	Beef	95	\$167
Total Sullivan County	1		95	\$167
Westchester	6	Horse	217	\$44,143
Westchester	2	Mixed Livestock	301	\$107,500
Westchester	2	Nursery	74	\$25,360
Total Westchester County	10		592	\$177,003
Grand Total All Counties	95		27,978	\$3,057,499

APPENDIX C

GREENTHUMB GARDENS

GARDEN NAME	ADDRESS	BOROUGH	ZIPCODE	JURISDICTION	COMMUNITY BOARD	COUNCIL DISTRICT	FOOD	FRUIT TREES
61 Franklin Street Garden	61 Franklin Street	Brooklyn	11222	DPR	B01	33	TRUE	FALSE
Berry Street Garden	303 Berry Street	Brooklyn	11249	DPR	B01	34	TRUE	TRUE
El Puente: Espiritu Tierra Community Garden - Earth Spirit	203-207 South 2nd Street	Brooklyn	11211	DPR	B01	34	TRUE	FALSE
Grand Street Community Garden	239 Grand Street	Brooklyn	11211	DPR	B01	34	TRUE	TRUE
Green Dome	229 North 12th Street	Brooklyn	11211	DPR	B01	33	FALSE	FALSE
Heckscher Foundation Children's Garden (Williamsburg Garden)	134 Scholes Street	Brooklyn	11206	NYRP	B01	34	FALSE	FALSE
Hooper Grove	375 South 5th Street	Brooklyn	11211	DPR	B01	34	FALSE	FALSE
I.S. 318 - Project Roots	110 Walton Street	Brooklyn	11206	JOP	B01	33	TRUE	TRUE
Java Street Community Garden	59 Java Street	Brooklyn	11222	DPR	B01	33	TRUE	TRUE
Keap Fourth Community Garden	347 Keap Street	Brooklyn	11211	DPR	B01	34	TRUE	TRUE
La Casita Verde Community Garden	451 Bedford Avenue	Brooklyn	11211	DPR	B01	33	TRUE	FALSE
Lentol Garden	178 Bayard Street	Brooklyn	11222	DPR	B01	33	FALSE	FALSE
Northside Community Garden	599 Driggs Avenue	Brooklyn	11211	BQLT	B01	33	FALSE	FALSE
NYCHA - Hylan - Hylan Garden	131 MOORE STREET	Brooklyn	11206	NYCHA	B01	34	FALSE	FALSE
Oko Farms Aquaponics Education Garden	104 Moore Street	Brooklyn	11206	DPR	B01	34	TRUE	FALSE
Olive Street Garden	25 Olive Street	Brooklyn	11211	DPR	B01	34	TRUE	FALSE
Powers Street Garden	276-278 Powers Street	Brooklyn	11211	DPR	B01	34	TRUE	FALSE
Red Shed Garden	264-266 Skillman Avenue	Brooklyn	11211	DPR	B01	34	TRUE	TRUE
Sunshine Community Garden	99-100 McKibben Street	Brooklyn	11206	DPR	B01	34	TRUE	TRUE
Ten Eyck Garden	15-17 Ten Eyck Street	Brooklyn	11206	DPR	B01	34	TRUE	TRUE
Bridge Plaza Community Garden	153 Concord Street	Brooklyn	11201	NYRP	B02	33	FALSE	FALSE
Brooklyn Bears/Carlton Avenue Garden	397-401 Carlton Avenue	Brooklyn	11238	DPR	B02	35	TRUE	FALSE
Brooklyn Bears/Pacific Street Garden	590 Pacific Street	Brooklyn	11217	BANG	B02	39	FALSE	FALSE
Brooklyn Bears/Rockwell Place Garden	65-73 Flatbush Avenue	Brooklyn	11217	DPR	B02	35	TRUE	TRUE
Brooklyn's Finest Garden	48 Lefferts Place	Brooklyn	11238	DPR	B02	35	TRUE	FALSE
Classon / Fulgate Block Association Garden	472 - 474 Clason Avenue	Brooklyn	11238	BQLT	B02	35	FALSE	FALSE
Clifton Place Block Association Garden	289 Grand Avenue	Brooklyn	11238	BQLT	B02	35	FALSE	FALSE
David Foulke Memorial Garden	248-250 Bergen Street	Brooklyn	11217	BQLT	B02	33	FALSE	FALSE
Greene Garden	2 South Portland Avenue	Brooklyn	11217	BQLT	B02	35	FALSE	FALSE
Hollenback Community Garden	460 Washington Avenue	Brooklyn	11238	BQLT	B02	35	FALSE	FALSE

GARDEN NAME	ADDRESS	BOROUGH	ZIPCODE	JURISDICTION	COMMUNITY BOARD	COUNCIL DISTRICT	FOOD	FRUIT TREES
NYCHA - Ingersoll - Ingersoll Garden of Eden	201 MYRTLE AVENUE	Brooklyn	11201	NYCHA	B02	35	FALSE	FALSE
Poplar Street Community Garden	25 Poplar Street	Brooklyn	11201	DOT	B02	33	FALSE	FALSE
Vinegar Hill Community Garden	199 York Street	Brooklyn	11201	DPR	B02	33	TRUE	TRUE
100 Quincy Community Garden	100 Quincy Street	Brooklyn	11238	DPR	B03	35	TRUE	FALSE
462 Halsey Community Farm	462-466 Halsey Street	Brooklyn	11233	DPR	B03	36	TRUE	TRUE
A Better Community Garden	3 Hunterfly Place	Brooklyn	11233	DPR	B03	36	TRUE	TRUE
All People's Church of the Apostolic Faith Community Garden	149 Tompkins Avenue	Brooklyn	11206	DPR	B03	36	FALSE	FALSE
Bedford Stuyvesant Community Garden (Lola Bryant Comm. Garden)	95 Malcolm X Boulevard	Brooklyn	11221	NYRP	B03	36	FALSE	FALSE
Bed-Stuy Farm	404 Decatur Street	Brooklyn	11233	DPR/PRI	B03	36	TRUE	TRUE
Cedar Tree Garden	305 Greene Avenue	Brooklyn	11238	DPR	B03	35	TRUE	TRUE
Central Bainbridge Street Community Garden	277-279 Bainbridge Street	Brooklyn	11233	BQLT	B03	41	FALSE	FALSE
Citizens for a Better Community Garden	742 Monroe Street	Brooklyn	11221	DPR	B03	41	TRUE	TRUE
Clifton Place Memorial Garden & Park	1031 Bedford Avenue	Brooklyn	11216	DPR	B03	36	TRUE	TRUE
F.A.R.R. Community Garden	808 Herkimer Street	Brooklyn	11233	DPR	B03	36	TRUE	TRUE
Feeding Tree Garden	340 Tompkins Avenue	Brooklyn	11216	DPR	B03	36	TRUE	FALSE
First Quincy Street Community Garden	397-401 Quincy Street	Brooklyn	11221	DPR	B03	36	TRUE	TRUE
Garden of Angels	978 Greene Avenue	Brooklyn	11221	BQLT	B03	36	FALSE	FALSE
Garden of Hope	392 Hancock Street	Brooklyn	11216	NYRP	B03	36	FALSE	FALSE
Garden of Life	762 Herkimer Place	Brooklyn	11233	DPR	B03	36	FALSE	FALSE
Garden of Plenty	19 Hunterfly Place	Brooklyn	11233	DPR	B03	36	TRUE	TRUE
Gates Harvest Garden	953 Gates Avenue	Brooklyn	11221	DPR	B03	36	TRUE	FALSE
Greene Acres Community Garden	322 Franklin Avenue	Brooklyn	11238	NYRP	B03	35	FALSE	FALSE
Greene Avenue United Neighbors Association Garden	490 Greene Avenue	Brooklyn	11216	DPR	B03	36	TRUE	TRUE
Halsey Ralph & Howard Community Garden	774 Halsey Street Brooklyn	Brooklyn	11233	DPR	B03	41	TRUE	TRUE
Hancock Community Backyard Garden Park	322-324 Hancock Street	Brooklyn	11216	DPR	B03	36	TRUE	TRUE
Hart to Hart Community Garden	104-108 Hart Street	Brooklyn	11206	DPR	B03	36	TRUE	FALSE
Hattie Carthan Community Garden	719 Marcy Avenue	Brooklyn	11216	DPR	B03	36	TRUE	TRUE
Hattie Carthan Herban Farm	49 Van Buren St	Brooklyn	11221	DPR	B03	36	TRUE	TRUE
Heaven's Gate Community Garden (Hart Street)	169-171 Hart Street	Brooklyn	11206	BQLT	B03	36	FALSE	FALSE
Her-King Alagantic Block Association Garden	411 Herkimer Street	Brooklyn	11213	DPR	B03	36	TRUE	TRUE
Jane Bailey Memorial Garden	327 Greene Avenue	Brooklyn	11238	NYRP	B03	35	FALSE	FALSE

GARDEN NAME	ADDRESS	BOROUGH	ZIPCODE	JURISDICTION	COMMUNITY BOARD	COUNCIL DISTRICT	FOOD	FRUIT TREES
John the Baptist Community Garden	10 Stuyvesant Avenue	Brooklyn	11206	BQLT	B03	36	FALSE	FALSE
Kosciusko Street Garden and Learning Center	385 Kosciusko Street	Brooklyn	11221	DPR	B03	36	FALSE	TRUE
LDC of Broadway	900 Broadway	Brooklyn	11206	NYRP	B03	36	FALSE	FALSE
Lefferts Place Block Association Garden	162 Lefferts Place	Brooklyn	11238	DPR	B03	36	TRUE	TRUE
Madison Harvest Community Garden	894 Madison Street	Brooklyn	11221	DPR	B03	41	FALSE	FALSE
Madison Hill Community Garden	88-90 Madison Street	Brooklyn	11216	DPR	B03	36	TRUE	TRUE
Marge Matthews Garden	13 Louis Place	Brooklyn	11233	DPR	B03	41	FALSE	FALSE
Myrtle Village Green (Pratt Area Community Council)	636 Myrtle Avenue	Brooklyn	11205	DEP	B03	33	FALSE	FALSE
NYCHA - Sumner - Love Garden	862 PARK AVENUE	Brooklyn	11206	NYCHA	B03	36	FALSE	FALSE
NYCHA - Tompkins - Senior Retreat Garden	911 MYRTLE AVENUE	Brooklyn	11206	NYCHA	B03	36	FALSE	FALSE
Patchen Avenue Garden	49 Patchen Avenue	Brooklyn	11221	BQLT	B03	41	FALSE	FALSE
Patchen Community Square Garden	142 Patchen Avenue	Brooklyn	11221	DPR	B03	36	TRUE	FALSE
Patrick Van Doren Pocket Park	123 Malcolm X Boulevard	Brooklyn	11221	DPR	B03	36	FALSE	TRUE
Raise the Roof Garden	158 Hopkins Street	Brooklyn	11206	DPR	B03	36	TRUE	TRUE
Red Gate Garden	604 Marcy Avenue	Brooklyn	11206	DPR	B03	36	TRUE	FALSE
Seasons of Vision Garden	9-11 Rochester Avenue	Brooklyn	11233	DPR	B03	36	TRUE	TRUE
Shiloh Garden	323 Monroe Street	Brooklyn	11216	DPR	B03	36	TRUE	TRUE
Spencer Street Community Garden	230A Spencer Street	Brooklyn	11205	DPR	B03	33	TRUE	TRUE
Stars of Hope Community Garden	213 Madison Street	Brooklyn	11216	DPR	B03	36	TRUE	TRUE
Sumpter Street Community Garden	182 Sumpter Street	Brooklyn	11233	DPR	B03	41	TRUE	TRUE
T&T Vernon Block Association Garden	200 Vernon Avenue	Brooklyn	11206	DPR	B03	36	TRUE	TRUE
Target Brooklyn (Bedford Avenue Block Association)	931 Bedford Avenue	Brooklyn	11205	NYRP	B03	33	FALSE	FALSE
Tranquility Farm (Willoughby Ave. Garden)	267 Throop Avenue	Brooklyn	11206	DPR	B03	36	TRUE	TRUE
Umoja Garden	1448 Broadway	Brooklyn	11221	DPR	B03	41	TRUE	TRUE
United Herkimer Garden Club	97 Herkimer Street	Brooklyn	11216	BQLT	B03	36	FALSE	FALSE
Vernon and Throop Community Garden	253 Throop Avenue	Brooklyn	11206	DPR	B03	36	TRUE	TRUE
Vernon Cases Community Garden	42-48 Vernon Avenue	Brooklyn	11206	DPR	B03	36	TRUE	TRUE
Welcome Home Garden	681 Halsey Street	Brooklyn	11233	DPR	B03	41	TRUE	TRUE
Whole Neighborhood Garden	1001 Bedford Avenue	Brooklyn	11205	DPR	B03	36	TRUE	FALSE
Aberdeen Street Community Garden	98 Aberdeen Street	Brooklyn	11207	NYRP	B04	37	FALSE	FALSE
Concerned Citizens of Grove Street Community Garden	72 Grove Street	Brooklyn	11221	BQLT	B04	34	FALSE	FALSE
Contented Hart Garden	1475 Bushwick Avenue	Brooklyn	11207	BQLT	B04	37	FALSE	FALSE
Cooper Street Block Buster Block Assoc.	41 Cooper Street	Brooklyn	11207	DPR	B04	37	TRUE	TRUE

GARDEN NAME	ADDRESS	BOROUGH	ZIPCODE	JURISDICTION	COMMUNITY BOARD	COUNCIL DISTRICT	FOOD	FRUIT TREES
Cooper Street Gardeners	34 Cooper Street	Brooklyn	11207	NYRP	B04	37	FALSE	FALSE
Decatur Street Community Garden	1052 Decatur Street	Brooklyn	11207	NYRP	B04	37	FALSE	FALSE
EL Garden	120 Jefferson Street	Brooklyn	11206	DPR	B04	34	TRUE	TRUE
Good Life Garden	46 Goodwin Place	Brooklyn	11221	DPR	B04	34	TRUE	TRUE
Granite Street Block Association	28-32 Granite Street	Brooklyn	11207	DPR	B04	37	TRUE	TRUE
Infant Jesus Community Garden	36 Aberdeen Street	Brooklyn	11207	NYRP	B04	37	FALSE	FALSE
Know Waste Lands	1278 Myrtle Avenue	Brooklyn	11221	DPR	B04	34	TRUE	FALSE
La Finca Community Garden	1036 Flushing Avenue	Brooklyn	11237	BQLT	B04	34	FALSE	FALSE
Madison Square Garden	1262-1264 Madison Street	Brooklyn	11221	DPR	B04	37	TRUE	TRUE
Madison Street Association	974 Madison Street	Brooklyn	11221	NYRP	B04	34	FALSE	FALSE
Moffat Street Community Garden	9 Moffat Street	Brooklyn	11207	DPR	B04	37	TRUE	FALSE
People's Garden BQLT (Youth City Little League)	1237-1241 Broadway	Brooklyn	11221	BQLT	B04	34	FALSE	FALSE
Woodbine Street Block Association Garden	146 Woodbine Street	Brooklyn	11221	BQLT	B04	34	FALSE	FALSE
400 Montauk Avenue Garden	956 New Lots Ave	Brooklyn	11208	DPR	B05	42	FALSE	FALSE
Artsy Bloom Community Garden	716 Sutter Avenue	Brooklyn	11207	DPR	B05	42	TRUE	FALSE
Ashford Learning Garden	341 Ashford Street	Brooklyn	11207	DPR	B05	37	TRUE	FALSE
Ashford Street Abundant Garden	330 Ashford Street	Brooklyn	11207	DPR	B05	37	FALSE	FALSE
Atkins Gardeners	213 Atkins Avenue	Brooklyn	11208	DPR	B05	37	TRUE	TRUE
BACDYS Garden (Bangladeshi American Development and Youth Services)	215 Forbell Street	Brooklyn	11208	MTA	B05	37	FALSE	FALSE
Big Red Garden Community Garden (William Byam)	436 Van Sicken Avenue	Brooklyn	11207	DPR	B05	42	TRUE	FALSE
CAUSA Festival Garden	790 Blake Avenue	Brooklyn	11207	DPR	B05	42	FALSE	FALSE
Chestnut Street Garden	9 Chestnut Street	Brooklyn	11208	DPR	B05	37	FALSE	TRUE
Clara's Garden	579 Glenmore Avenue	Brooklyn	11207	DPR	B05	37	TRUE	TRUE
Cleveland Street Vegetable Garden	433 Cleveland Street	Brooklyn	11208	DPR	B05	37	FALSE	TRUE
Crystal Wells Block Association Community Garden	35 Crystal Street	Brooklyn	11208	DPR	B05	37	TRUE	TRUE
East End Community Garden	260 Van Sicken Avenue	Brooklyn	11207	DPR	B05	37	TRUE	FALSE
Elton Street Block Association	585 Elton Street	Brooklyn	11208	DPR	B05	42	TRUE	FALSE
Escape to Nature (Glenmore Hendrix Block Association)	555 Glenmore Avenue	Brooklyn	11207	DPR	B05	37	TRUE	FALSE
Essex Street Community Garden	3030 Fulton Street	Brooklyn	11208	NYRP	B05	37	FALSE	FALSE
Euclid / Pine Street Block Association Garden	1308 Dumont Avenue	Brooklyn	11208	BQLT	B05	42	FALSE	FALSE
Euclid 500 Community Garden	532 Euclid Avenue	Brooklyn	11208	DPR	B05	42	TRUE	TRUE
Family Community Garden Brooklyn	793 Cleveland Street	Brooklyn	11208	DPR	B05	42	TRUE	TRUE

GARDEN NAME	ADDRESS	BOROUGH	ZIPCODE	JURISDICTION	COMMUNITY BOARD	COUNCIL DISTRICT	FOOD	FRUIT TREES
First Temple of David	746 Dumont Avenue	Brooklyn	11207	DPR	B05	42	TRUE	TRUE
Floral Vineyard	2379 Pitkin Avenue	Brooklyn	11207	DPR	B05	37	FALSE	FALSE
Georgia Avenue Community Garden	328 New Lots Avenue	Brooklyn	11207	DPR	B05	42	TRUE	FALSE
Go Vertical	479 MILFORD STREET	Brooklyn	11208	PRI	B05	42	FALSE	FALSE
Good Shepherd Community Group	555-557 Shepherd Avenue	Brooklyn	11208	DPR	B05	42	TRUE	TRUE
Green Gems	147 Fountain Avenue	Brooklyn	11208	DPR	B05	37	TRUE	TRUE
Gregory's Garden (P.S. 158 Memorial Garden)	444 Warwick Street	Brooklyn	11207	DPR	B05	37	TRUE	TRUE
Hands & Heart (New Lots Urban Farm)	290 New Lots Avenue	Brooklyn	11207	DPR	B05	42	TRUE	TRUE
Heaven Little Angels Garden	316-318 Jerome Street	Brooklyn	11207	DPR	B05	37	FALSE	FALSE
Hendrix Street Block Association Garden	532 Hendrix Street	Brooklyn	11207	NYRP	B05	42	FALSE	FALSE
Herbal Garden of East New York	281 Schenck Avenue	Brooklyn	11207	DPR	B05	37	TRUE	TRUE
Highland Park Children's Garden	400 Jamaica Avenue	Brooklyn	11208	DPR	B05	37	TRUE	TRUE
Jerome Gardens	447 Jerome Street	Brooklyn	11207	DPR	B05	42	TRUE	TRUE
Jerry and the Senior Gents of E.N.Y.	349 Schenck Avenue	Brooklyn	11207	DPR	B05	37	TRUE	TRUE
Linwood Street Garden (Pagan's Garden)	580 Linwood Street	Brooklyn	11208	DPR	B05	42	TRUE	FALSE
Montauk Community Garden - Concerned Residents of Montauk Avenue	214 Montauk Avenue	Brooklyn	11208	DPR	B05	37	TRUE	TRUE
Nehemiah Ten Green-Thumb Block Association	565 Barbey Street	Brooklyn	11207	DPR	B05	42	TRUE	TRUE
New Vision Garden	590 Schenck Avenue	Brooklyn	11207	DPR	B05	42	TRUE	TRUE
NYCHA - Pink - Pink's Paradise: Garden of Love	1258 LORING AVENUE	Brooklyn	11208	NYCHA	B05	42	FALSE	FALSE
Oriental Garden	326 Jerome Street	Brooklyn	11207	DPR	B05	37	TRUE	FALSE
P.S. 4K - Paradise Garden	676-696 Glenmore Avenue	Brooklyn	11207	DPR	B05	37	TRUE	TRUE
Poppa & Momma Jones Historical Garden	337 Van Siclen Avenue	Brooklyn	11207	DPR	B05	37	TRUE	TRUE
Positive Seeds of Life Garden	554 Snediker Avenue	Brooklyn	11207	DPR	B05	42	TRUE	TRUE
Prophecy Garden	43-69 Malta Street	Brooklyn	11207	DPR	B05	42	TRUE	FALSE
PS 53 Garden	522 Bradford Street	Brooklyn	11207	DPR	B05	42	TRUE	TRUE
Sheffield Garden	673 Sheffield Avenue	Brooklyn	11207	BQLT	B05	42	FALSE	FALSE
Shield of Faith	79-85 Montauk Avenue	Brooklyn	11208	DPR	B05	37	TRUE	TRUE
St. John Cantius Parish Community Garden	476 New Jersey Ave	Brooklyn	11207	DPR	B05	42	TRUE	TRUE
Success Garden - East New York	449-461 Williams Avenue	Brooklyn	11207	DPR	B05	42	TRUE	TRUE
TLC Sculpture Park Garden	275 Glenmore Avenue	Brooklyn	11207	DPR	B05	37	FALSE	TRUE
Triple R (Rest, Reflection, Relaxation)	641 Hendrix Street	Brooklyn	11207	DPR	B05	42	TRUE	TRUE

GARDEN NAME	ADDRESS	BOROUGH	ZIPCODE	JURISDICTION	COMMUNITY BOARD	COUNCIL DISTRICT	FOOD	FRUIT TREES
UCC 2 - Fresh Farm	786 Livonia Ave. Brooklyn	Brooklyn	11207	DPR	B05	42	TRUE	FALSE
UCC Youth Farm	620 Schenck Avenue	Brooklyn	11207	DPR	B05	42	TRUE	TRUE
Upon This Rock Community Garden	2556 Pitkin Avenue	Brooklyn	11208	DPR	B05	37	TRUE	TRUE
Warwick Street Greenery Glow Garden	601 Warwick Street	Brooklyn	11207	DPR	B05	42	TRUE	FALSE
Williams Avenue Community Garden	88 Williams Avenue	Brooklyn	11207	NYRP	B05	37	FALSE	FALSE
Ying & Yang	11329 Seaview Avenue	Brooklyn	11239	DEP	B05	42	FALSE	FALSE
Amazing Garden	261-265 Columbia Street	Brooklyn	11231	DPR	B06	39	TRUE	TRUE
Backyard Garden	61-73 Hamilton Avenue	Brooklyn	11231	DPR	B06	39	TRUE	TRUE
Dolly's Park	503 President Street	Brooklyn	11215	DPR	B06	39	FALSE	FALSE
Garden of Union (Annie's Garden)	634 Union Street	Brooklyn	11215	DPR	B06	39	TRUE	TRUE
Gil Hodges (Carroll Street Garden)	534 Carroll Street	Brooklyn	11215	NYRP	B06	39	FALSE	FALSE
Green Space at President Street	222 5th Avenue	Brooklyn	11215	BANG	B06	39	FALSE	FALSE
GreenSpace Native Plant Community Garden and Environmental Center	207 4th Avenue	Brooklyn	11217	DEP	B06	39	FALSE	FALSE
Human Compass Community Garden	207-209 Columbia Street	Brooklyn	11231	DPR	B06	39	FALSE	TRUE
Lincoln-Berkeley Community Garden	20 Lincoln Place	Brooklyn	11217	BQLT	B06	39	FALSE	FALSE
Pirate's Cove Garden	313 Columbia Street	Brooklyn	11231	DPR	B06	39	TRUE	TRUE
Red Hook Community Farm / Added Value	558 Columbia Street	Brooklyn	11231	DPR	B06	38	TRUE	FALSE
South Brooklyn Children's Garden	204 Columbia Street	Brooklyn	11231	DPR	B06	39	TRUE	TRUE
Summit Street Community Garden	281 Columbia Street	Brooklyn	11231	DPR	B06	39	TRUE	TRUE
Urban Meadow	125 Van Brunt Street	Brooklyn	11231	DPR	B06	39	TRUE	FALSE
Warren-St.Marks Community Garden	623 Warren Street	Brooklyn	11217	BANG	B06	39	FALSE	FALSE
6/15 Green Community Garden	544 6th Avenue	Brooklyn	11215	BANG	B07	39	FALSE	FALSE
64th Street Community Garden	373 64th Street	Brooklyn	11220	NYSDOT	B07	38	FALSE	FALSE
East 4th Street Community Garden (Windsor Terrace Kensington Veterans Memorial)	171 E 4th Street	Brooklyn	11218	DPR	B07	39	TRUE	TRUE
Prospect Farm	1194 Prospect Avenue	Brooklyn	11218	PRI	B07	39	FALSE	FALSE
1100 Bergen Street Community Garden	1107 Bergen Street	Brooklyn	11216	BQLT	B08	36	FALSE	FALSE
Eden's Community Garden	1123 ST MARKS AVENUE	Brooklyn	11213	DPR	B08	36	FALSE	FALSE
Imani Community Garden (Schenectady)	87 Schenectady Avenue	Brooklyn	11213	NYRP	B08	36	FALSE	FALSE
Imani II Community Garden	1680 Pacific Street	Brooklyn	11213	DPR	B08	36	TRUE	FALSE
Mama Dee's Community Garden	1397 Bedford Avenue	Brooklyn	11216	BQLT	B08	36	FALSE	FALSE
Prospect Heights Community Farm	252-256 St. Marks Avenue	Brooklyn	11238	BANG	B08	35	FALSE	FALSE

GARDEN NAME	ADDRESS	BOROUGH	ZIPCODE	JURISDICTION	COMMUNITY BOARD	COUNCIL DISTRICT	FOOD	FRUIT TREES
Ralph-Lincoln Service Center Garden	1654 St. John's Place	Brooklyn	11233	BQLT	B08	41	FALSE	FALSE
St. John's Place Renaissance Garden	1642 St. John's Place	Brooklyn	11233	BQLT	B08	41	FALSE	FALSE
St. Mark's Avenue / Prospect Heights Community Garden	207 St. Marks Avenue	Brooklyn	11238	BQLT	B08	35	FALSE	FALSE
Walt L. Shamel Community Garden	1095 Dean Street	Brooklyn	11216	DPR	B08	35	TRUE	FALSE
Westbrook Memorial Garden	1233 Pacific Street	Brooklyn	11216	BQLT	B08	36	FALSE	FALSE
Lincoln Road Garden	316 Lincoln Road	Brooklyn	11225	DPR	B09	40	TRUE	TRUE
Maple Street Community Garden	237 Maple Street	Brooklyn	11225	DPR	B09	40	FALSE	FALSE
Union Street Garden and Community Development	970 Union Street	Brooklyn	11225	DPR	B09	35	TRUE	TRUE
Santos White Community Garden	2110 Mermaid Avenue	Brooklyn	11224	DPR	B13	47	TRUE	TRUE
Surfside Garden Multi-Cultural Coalition	2871 Surf Avenue	Brooklyn	11224	DPR	B13	47	TRUE	TRUE
West 23rd Street Community Garden	2403 Neptune Avenue	Brooklyn	11224	DCAS	B13	47	FALSE	FALSE
Q Gardens Community Farm	69 East 18th Street	Brooklyn	11226	MTA/BQLT	B14	40	FALSE	FALSE
NYCHA - Sheepshead Nostrand - The Sunlight Garden	2985 AVENUE X	Brooklyn	11229	NYCHA	B15	46	FALSE	FALSE
700 Decatur Street Block Association Garden	700 Decatur Street	Brooklyn	11233	DPR	B16	41	TRUE	TRUE
A Patch of Inspiration	631 Powell Street	Brooklyn	11212	DPR	B16	42	TRUE	TRUE
Abib Newborn	495 Osborn Street	Brooklyn	11212	DPR	B16	42	TRUE	TRUE
Amboy Street Garden	208 Amboy Street	Brooklyn	11212	DPR	B16	41	TRUE	TRUE
Brownsville Community Farm (James McKeather)	239 Herzl Street	Brooklyn	11212	DPR	B16	41	FALSE	TRUE
Brownsville Community Garden	1297 EAST NEW YORK AVENUE	Brooklyn	11233	HPD	B16	41	FALSE	FALSE
Brownsville Green Community Garden	1418 Eastern Parkway	Brooklyn	11233	DPR	B16	41	TRUE	FALSE
Fantasy Garden	181 Legion Street	Brooklyn	11212	DPR	B16	41	TRUE	TRUE
Farmers Garden	1901 Bergen Street	Brooklyn	11233	DPR	B16	41	FALSE	FALSE
Green Valley Garden	93 New Lots Avenue	Brooklyn	11212	DPR	B16	42	TRUE	TRUE
Howard Garden	750 Howard Avenue	Brooklyn	11212	DPR	B16	41	TRUE	TRUE
Hull Street Community Garden Inc.	221-235 Hull Street	Brooklyn	11233	DPR	B16	37	TRUE	TRUE
Hull Street Playground	145 Hull Street	Brooklyn	11233	NYRP	B16	41	FALSE	FALSE
Isabahlia Community Garden	615 Saratoga Avenue	Brooklyn	11212	DPR	B16	41	TRUE	TRUE
ISO Student Farm Project	514 Rockaway Avenue	Brooklyn	11212	DPR	B16	41	TRUE	FALSE
Jes Good Rewards Children's Garden	155 Amboy Street	Brooklyn	11212	DPR	B16	41	TRUE	TRUE
Marcus Garvey Tenants Association	1833 Strauss Street	Brooklyn	11212	DPR	B16	41	TRUE	TRUE
McLeod Community Garden	130 Liberty Avenue	Brooklyn	11212	NYRP	B16	37	FALSE	FALSE
MHBA Living Laboratory Community Garden	386 Chester Street	Brooklyn	11212	DPR	B16	42	TRUE	FALSE
Newport Garden	823 Newport Street	Brooklyn	11212	DPR	B16	42	TRUE	TRUE

GARDEN NAME	ADDRESS	BOROUGH	ZIPCODE	JURISDICTION	COMMUNITY BOARD	COUNCIL DISTRICT	FOOD	FRUIT TREES
Phoenix Community Garden	16 Somers Street	Brooklyn	11233	DPR	B16	41	TRUE	TRUE
Powell Street Garden	434 Livonia Avenue	Brooklyn	11212	DPR	B16	42	TRUE	TRUE
Preston Community Garden	1711 Park Place	Brooklyn	11233	DPR	B16	41	TRUE	FALSE
Saratoga Farm	1965-1971 Fulton Street	Brooklyn	11233	DPR	B16	41	TRUE	TRUE
Sh'ma Yisrael	2084-90 Pacific Street	Brooklyn	11233	DPR	B16	41	FALSE	FALSE
Sterling Community Group Garden	1701 Sterling Place	Brooklyn	11233	DPR	B16	41	TRUE	TRUE
Sunkissed Garden	658 Saratoga Avenue & 89 Blake Avenue	Brooklyn	11212	DPR	B16	41	TRUE	TRUE
Tehuti Ma'at Community Garden	455 Ralph Avenue	Brooklyn	11233	DPR	B16	41	TRUE	TRUE
Thomas Boyland Community Garden	754 Thomas Boyland Street	Brooklyn	11212	DPR	B16	42	TRUE	TRUE
Rogers/Tilden/Veronica Place Garden	2601 Tilden Avenue.	Brooklyn	11226	BQLT	B17	40	FALSE	FALSE
Canarsie Neighborhood	9299 Schenck Street	Brooklyn	11236	DPR	B18	46	TRUE	FALSE
East 43rd Street Community Garden	1087 East 43rd Street	Brooklyn	11210	DPR	B18	45	TRUE	TRUE
Ponderosa Garden	664 East 105th Street	Brooklyn	11236	DPR	B18	42	TRUE	TRUE
Serenity Community Garden	4402 Ave. L	Brooklyn	11234	BQLT	B18	45	FALSE	FALSE
Fishbridge Park Garden	338-340 Pearl Street	Manhattan	10038	DPR	M01	1	TRUE	FALSE
Jane Street Garden	36-40 Jane Street	Manhattan	10014	DPR	M02	3	FALSE	FALSE
LaGuardia Corner Community Garden	511 LaGuardia Place	Manhattan	10012	DOT	M02	1	TRUE	TRUE
11 BC Serenity Garden	626 East 11th Street	Manhattan	10009	DPR	M03	2	FALSE	FALSE
11th Street Community Garden	422 East 11th Street	Manhattan	10009	MLT	M03	2	FALSE	FALSE
6BC Botanical Garden	624-628 E 6th Street	Manhattan	10009	DPR	M03	2	FALSE	TRUE
6th Street & Avenue B Garden	78-92 Avenue B	Manhattan	10009	DPR	M03	2	TRUE	TRUE
9th Street Community Garden & Park	703 East 9th Street	Manhattan	10009	DPR	M03	2	TRUE	TRUE
Albert's Garden	16-18 East 2nd Street	Manhattan	10003	MLT	M03	2	FALSE	FALSE
All People's Garden, Inc.	293-295 East 3rd Street	Manhattan	10009	MLT	M03	2	FALSE	FALSE
Avenue B Community Garden	200 Avenue B	Manhattan	10009	DPR	M03	2	FALSE	TRUE
Brisas Del Caribe	237 E 3rd Street	Manhattan	10009	DPR	M03	2	TRUE	TRUE
Campos Community Garden	640-644 East 12th Street	Manhattan	10009	DPR	M03	2	TRUE	TRUE
Carmen Pabon Del Amanecer Jardin	117 Avenue C	Manhattan	10009	PRI	M03	2	FALSE	FALSE
Children's Garden	194 Avenue B	Manhattan	10009	DPR	M03	2	TRUE	TRUE
Children's Magical Garden	131 Stanton Street	Manhattan	10002	DPR	M03	1	FALSE	TRUE
Clinton Community Garden (LES)	171 Stanton Street	Manhattan	10002	DPR	M03	1	FALSE	FALSE
Creative Little Garden	530 East 6th Street	Manhattan	10009	DPR	M03	2	FALSE	FALSE

GARDEN NAME	ADDRESS	BOROUGH	ZIPCODE	JURISDICTION	COMMUNITY BOARD	COUNCIL DISTRICT	FOOD	FRUIT TREES
De Colores Community Yard & Cultural Center	313 E 8th Street	Manhattan	10009	DPR	M03	2	FALSE	TRUE
Dias Y Flores	520-522 East 13th Street	Manhattan	10009	DPR	M03	2	TRUE	TRUE
Dorothy Strelsin Memorial Garden (Suffolk St. - Committee of Poor People)	174 Suffolk Street	Manhattan	10002	NYRP	M03	2	FALSE	FALSE
Earth People	333-335 East 8th Street	Manhattan	10009	DPR	M03	2	FALSE	TRUE
East Side Outside Community Garden	415 East 11th Street	Manhattan	10009	JOP	M03	2	TRUE	TRUE
El Jardin del Paraiso	710 East 5th Street	Manhattan	10009	DPR	M03	2	TRUE	TRUE
El Sol Brillante Garden	522-528 East 12th Street	Manhattan	10009	PRI	M03	2	FALSE	FALSE
El Sol Brillante Jr.	537 East 12th Street	Manhattan	10009	DPR	M03	2	TRUE	TRUE
Fifth Street Slope Garden	626-27 East 5th Street	Manhattan	10009	DPR	M03	2	FALSE	TRUE
Fireman's Memorial Garden	360 East 8th Street	Manhattan	10009	DPR	M03	2	FALSE	FALSE
First Street Garden	48 East 1st Street	Manhattan	10003	DPR	M03	2	FALSE	FALSE
Flower Door Garden	135 Avenue C	Manhattan	10009	DPR	M03	2	TRUE	TRUE
Generation X Cultural Garden	270-272 East 4th Street	Manhattan	10009	DPR	M03	2	FALSE	TRUE
Green Oasis Community Garden / Gilbert's Garden	372 East 8th Street	Manhattan	10009	DPR	M03	2	TRUE	TRUE
Hope Garden	193 East 2nd Street	Manhattan	10009	DPR	M03	2	FALSE	FALSE
Kenkeleba House Garden	212 E. 3rd Street	Manhattan	10009	DPR/FDNY	M03	2	FALSE	FALSE
La Casita Garden	339-41 East 8th Street	Manhattan	10009	DPR	M03	2	TRUE	FALSE
La Plaza Cultural-Armando Perez	674 East 9th Street	Manhattan	10009	DPR	M03	2	TRUE	TRUE
Le Petit Versailles Garden	247 E. 2nd Street	Manhattan	10009	DPR	M03	2	FALSE	FALSE
Liz Christy Garden	110 E Houston Street	Manhattan	10003	DPR	M03	2	FALSE	TRUE
Los Amigos	221 East 3rd Street	Manhattan	10009	DPR	M03	2	TRUE	TRUE
Lower East Side Ecology Center	213 E. 7th Street	Manhattan	10009	DPR	M03	2	FALSE	FALSE
Lower East Side People Care	25 Rutgers Street	Manhattan	10002	MLT	M03	1	FALSE	FALSE
M'finda Kalunga Garden	179 Chrystie Street	Manhattan	10002	DPR	M03	1	TRUE	TRUE
Miracle Garden	194-196 East 3rd Street	Manhattan	10009	DPR	M03	2	FALSE	FALSE
Orchard Alley	350-54 East 4th Street	Manhattan	10009	DPR	M03	2	FALSE	TRUE
Parque De Tranquilidad	314-318 East 4th Street	Manhattan	10009	MLT	M03	2	FALSE	FALSE
Peach Tree Garden	236-238 East 2nd Street	Manhattan	10009	DPR	M03	2	TRUE	TRUE
Sage Garden	281 East 4th Street	Manhattan	10009	DPR	M03	2	TRUE	FALSE
Sam & Sadie Koenig Garden	237 E. 7th Street	Manhattan	10009	DPR	M03	2	FALSE	FALSE
Secret Garden	293 East 4th Street	Manhattan	10009	DPR	M03	2	TRUE	TRUE
Siempre Verde Garden	181 Stanton Street - 137 Attorney Street	Manhattan	10002	DPR	M03	1	TRUE	TRUE

GARDEN NAME	ADDRESS	BOROUGH	ZIPCODE	JURISDICTION	COMMUNITY BOARD	COUNCIL DISTRICT	FOOD	FRUIT TREES
Toyota Childrens Learning Garden (Coradan Evaeden)	603 East 11th Street	Manhattan	10009	NYRP	M03	2	FALSE	FALSE
Vamos A Sembrar	198 Avenue B	Manhattan	10009	DPR	M03	2	FALSE	TRUE
Clinton Community Garden	436 West 48th Street	Manhattan	10036	DPR	M04	3	TRUE	TRUE
Oasis Community Garden	505 West 52nd Street	Manhattan	10019	DPR	M04	3	TRUE	FALSE
La Perla Community Garden	76 W. 105th Street	Manhattan	10025	DPR/MLT	M07	7	TRUE	TRUE
Mobilization For Change Community Garden	955 Columbus Avenue	Manhattan	10025	DPR	M07	7	TRUE	FALSE
West 104th Street Garden	8 West 104th Street	Manhattan	10025	DPR	M07	7	TRUE	TRUE
West 87th Street Park & Garden	55-57 West 87th Street	Manhattan	10024	DPR	M07	6	FALSE	TRUE
Columbia Secondary School Community Garden	1195 Amsterdam Ave	Manhattan	10027	DPR	M09	7	TRUE	FALSE
Edgecomb Avenue Garden Park Sanctuary	339 Edgecomb Avenue	Manhattan	10031	DPR	M09	9	FALSE	TRUE
Frank White Memorial Garden	506 West 143rd Street	Manhattan	10031	DPR/PRI	M09	7	TRUE	TRUE
Friendship Garden (Lucille McClarey Garden)	499 West 150th Street	Manhattan	10031	NYRP	M09	7	FALSE	FALSE
Harlem Grown P.S. 125 Community Garden	425 West 123rd Street	Manhattan	10027	DPR	M09	7	TRUE	FALSE
Hope Steven Garden	1656 Amsterdam Avenue	Manhattan	10031	MLT	M09	7	FALSE	FALSE
Hope: The Friendly Garden on the Hill (Senior Citizen Sculpture Garden)	466 W 152nd St.	Manhattan	10031	DEP	M09	7	FALSE	FALSE
Maggie's Garden	564 West 149th Street	Manhattan	10031	NYRP	M09	7	FALSE	FALSE
Mo' Pals	545 West 147th Street	Manhattan	10031	MLT	M09	7	FALSE	FALSE
Riverside Valley Community Garden	699 W 138th Street	Manhattan	10031	DPR	M09	7	TRUE	TRUE
Serenity Gardens	522 West 146th Street	Manhattan	10031	MLT	M09	7	FALSE	FALSE
St. Luke's Community Garden	435 West 141st Street	Manhattan	10031	PRI	M09	7	FALSE	FALSE
Sugar Hill Park	333 Edgecombe Avenue	Manhattan	10031	DPR	M09	9	TRUE	FALSE
West 111th Street People's Garden	1039 Amsterdam Avenue	Manhattan	10025	DPR	M09	7	FALSE	FALSE
William A. Harris Garden	W 153rd St.	Manhattan	10032	DPR	M09	7	TRUE	TRUE
133rd Swing Street Garden	155 West 133rd Street	Manhattan	10030	DPR	M10	9	FALSE	FALSE
Bradhurst Gardens Association (Garden of Love)	321 W 152nd Street	Manhattan	10039	DPR	M10	9	TRUE	FALSE
Carrie McCracken TRUCE Garden	145 St. Nicholas Avenue	Manhattan	10026	DPR	M10	9	TRUE	TRUE
Clayton Williams Garden	303 W 126th Street	Manhattan	10027	DPR/MLT	M10	9	TRUE	TRUE
Edward P. Bowman Park	52 W 129th Street	Manhattan	10027	DPR	M10	9	TRUE	FALSE
Electric Ladybug Garden	237 West 111th Street	Manhattan	10026	DPR	M10	9	TRUE	TRUE
Elizabeth Langley Memorial Garden	121-123 West 137th Street	Manhattan	10030	DPR	M10	9	TRUE	FALSE
Five Star Gardens	252 West 121st Street	Manhattan	10027	MLT	M10	9	FALSE	FALSE
Frederick Douglass Boulevard Community Garden	301 W 152nd Street	Manhattan	10039	DPR	M10	9	FALSE	FALSE

GARDEN NAME	ADDRESS	BOROUGH	ZIPCODE	JURISDICTION	COMMUNITY BOARD	COUNCIL DISTRICT	FOOD	FRUIT TREES
Garden of Love	302 West 116th Street	Manhattan	10026	DPR	M10	9	TRUE	TRUE
Harlem Grown 127th Street Learning Annex	128 West 127th Street	Manhattan	10027	DPR	M10	9	FALSE	FALSE
Harlem Grown 131st Street Farm	34 West 131st Street	Manhattan	10037	DPR	M10	9	TRUE	FALSE
Harlem Grown 134th Street Farm	116 West 134th Street	Manhattan	10030	DPR	M10	9	TRUE	TRUE
Harlem Grown 134th Street Green House	126 West 134th Street	Manhattan	10030	DPR	M10	9	TRUE	FALSE
Harlem Valley Garden	197 West 134th Street	Manhattan	10030	DPR	M10	9	TRUE	TRUE
Harlem Village Green	54 W 129th Street	Manhattan	10027	PRI	M10	9	FALSE	FALSE
Joseph Daniel Wilson Memorial Gardens	219 W. 122nd Street	Manhattan	10027	DPR	M10	9	TRUE	TRUE
Luigi's Garden of Love	227 West 115th Street	Manhattan	10026	DPR	M10	9	TRUE	FALSE
New 123rd Street Block Association Community Garden	116 W. 123rd Street	Manhattan	10027	DPR	M10	9	TRUE	FALSE
NYCHA - Saint Nicholas - Love Garden	230 WEST 129 STREET	Manhattan	10027	NYCHA	M10	9	FALSE	FALSE
Our Little Green Acre (Garden Eight)	277 West 122nd Street	Manhattan	10027	DPR	M10	9	TRUE	TRUE
Our Neighborhood Place - Abyssinian Development Corp.	77 West 127th Street	Manhattan	10027	PRI	M10	9	FALSE	FALSE
P.S. 76 - Garden of Perseverance	203 W. 120th Street	Manhattan	10027	DPR	M10	9	FALSE	TRUE
Rev. Linnette C. Williamson Memorial Park	65-67 W. 128th Street	Manhattan	10027	PRI	M10	9	FALSE	FALSE
Robert L. Clinkscales Playground and Community Garden (C.G. of West 146th St.)	234 West 146th Street	Manhattan	10039	DPR	M10	9	TRUE	TRUE
Unity Park	55 West 128th Street	Manhattan	10027	DPR	M10	9	TRUE	TRUE
Walter Miller III Memorial Garden (La Casa Frela)	13 West 119th Street	Manhattan	10026	DPR	M10	9	FALSE	FALSE
West 124th Street Community Garden	75 West 124th Street	Manhattan	10027	DPR	M10	9	TRUE	TRUE
West 132nd Street Garden	108-114 W. 132nd Street	Manhattan	10027	DPR	M10	9	FALSE	FALSE
William B. Washington Memorial Garden	325 West 126th Street	Manhattan	10027	DPR	M10	9	TRUE	TRUE
103rd Street Community Garden	105 East 103rd Street	Manhattan	10029	NYRP	M11	8	FALSE	FALSE
117th Street Community Garden	172 East 117th Street	Manhattan	10035	DPR	M11	8	FALSE	FALSE
Carolina Garden (formerly 116th Street Block Assoc.)	102 East 122nd Street	Manhattan	10035	DPR	M11	9	TRUE	TRUE
Carver Community Garden	236-242 East 124th Street	Manhattan	10035	MLT	M11	8	FALSE	FALSE
Corozal Family	170 East 117th Street	Manhattan	10035	DPR	M11	8	TRUE	TRUE
Diamante Garden / Dimantis Garden	307 East 118th Street	Manhattan	10035	DPR	M11	8	TRUE	TRUE
East Harlem Community Garden	429-433 East 117th Street	Manhattan	10035	MLT	M11	8	FALSE	FALSE
El Barrio Community Garden	415-421 East 117th Street	Manhattan	10035	DPR	M11	8	TRUE	FALSE
El Cataño Garden	171 East 110th Street	Manhattan	10029	NYRP	M11	8	FALSE	FALSE

GARDEN NAME	ADDRESS	BOROUGH	ZIPCODE	JURISDICTION	COMMUNITY BOARD	COUNCIL DISTRICT	FOOD	FRUIT TREES
El Gallo Community Garden	1891-1895 Lexington Avenue	Manhattan	10035	DPR	M11	8	TRUE	TRUE
Family Community Garden Manhattan	156 East 111th Street	Manhattan	10029	DPR	M11	8	TRUE	FALSE
Family Garden by Tiffany & Co.	431 East 114th Street	Manhattan	10029	NYRP	M11	8	FALSE	FALSE
Harlem Rose Garden	8 East 129th Street	Manhattan	10035	DPR	M11	9	FALSE	FALSE
Herb Garden (formerly 111th St. Betterment Assoc.)	176 E 111th Street	Manhattan	10029	NYRP	M11	8	FALSE	FALSE
Home Depot Children's Garden	421 East 117th Street	Manhattan	10035	NYRP	M11	8	FALSE	FALSE
Humacao Community Garden	335 E 108th Street	Manhattan	10029	DPR	M11	8	FALSE	TRUE
Jackie Robinson Community Garden	103 East 122nd Street	Manhattan	10035	DPR/HPD	M11	9	TRUE	TRUE
La Casita	223 E. 119th Street	Manhattan	10035	NYRP	M11	8	FALSE	FALSE
La Cueva Community Garden	71 East 115th Street	Manhattan	10029	DPR	M11	8	TRUE	TRUE
Life Spire (CRMD, Inc.)	2015 Lexington Avenue	Manhattan	10035	DPR	M11	8	FALSE	FALSE
Los Amigos Garden NYRP	326 Pleasant Avenue	Manhattan	10035	NYRP	M11	8	FALSE	FALSE
Lydia's Magic Garden (El Girasol Magic Garden)	1665 Park Avenue	Manhattan	10035	DPR	M11	8	TRUE	TRUE
Maggie's Magic Garden	1574 Lexington Avenue	Manhattan	10029	DPR	M11	8	TRUE	TRUE
Neighbors of Vega Baja	320 E. 109th Street	Manhattan	10029	DPR	M11	8	FALSE	TRUE
NYCHA - Carver - Garden for Living	1445 MADISON AVENUE	Manhattan	10029	NYCHA	M11	8	FALSE	FALSE
Pa'lante Community Garden (110th Street Block Assoc.)	1651 Madison Avenue	Manhattan	10029	DPR	M11	8	TRUE	TRUE
Papo's Garden	220 E. 119th Street	Manhattan	10035	MLT	M11	8	FALSE	FALSE
Peaceful Valley	52 East 117th Street	Manhattan	10035	DPR	M11	8	FALSE	TRUE
Pleasant Village Community Garden	342-353 Pleasant Avenue	Manhattan	10035	DPR/HPD	M11	8	TRUE	TRUE
Pueblo Unido	1659 Madison Avenue	Manhattan	10029	DPR	M11	8	FALSE	FALSE
Rodale Pleasant Park Community Garden	437 East 114th St/448-450 East 115th St	Manhattan	10029	DPR/NYRP	M11	8	FALSE	TRUE
Dorothy K. McGowan Memorial Garden	513 W 158th Street	Manhattan	10032	DPR	M12	7	TRUE	TRUE
Morris Jumel Community Garden	455-457 W 162nd Street	Manhattan	10032	DPR	M12	10	TRUE	FALSE
RING - Riverside Inwood Neighborhood Garden	236 Dyckman Street	Manhattan	10034	DPR	M12	10	FALSE	FALSE
West 181st Street Beautification Project	814 West 181st Street	Manhattan	10033	DOT	M12	10	FALSE	FALSE
Two Coves Community Garden	11-01 30th Avenue	Queens	11102	DPR	Q01	22	TRUE	TRUE
Windmill Community Garden	39-22 29th Street	Queens	11101	DPR	Q01	26	TRUE	FALSE
LIC Roots Community Garden (Long Island City Roots)	29-08 47th Avenue	Queens	11101	MTA	Q02	26	FALSE	FALSE
Long Island City Community Garden	5-30 49th Avenue	Queens	11101	DPR	Q02	26	TRUE	FALSE
Smiling Hogshead Ranch	25-30 Skillman Avenue	Queens	11101	MTA	Q02	26	FALSE	FALSE

GARDEN NAME	ADDRESS	BOROUGH	ZIPCODE	JURISDICTION	COMMUNITY BOARD	COUNCIL DISTRICT	FOOD	FRUIT TREES
Sunnyside Park Community Garden	50th St. and Barnett Ave.	Queens	11104	PRI / DOT	Q02	26	FALSE	FALSE
97th Street Block Association	33-28 97th Street	Queens	11368	DPR	Q03	21	TRUE	TRUE
Malcolm X Garden	33-12 112th Street	Queens	11368	BQLT	Q03	21	FALSE	FALSE
McIntosh Neighborhood Association Garden	25-19 100th Street	Queens	11369	BQLT	Q03	21	FALSE	FALSE
Corona Taxpayers Association	52-02 102nd Street	Queens	11368	DPR	Q04	21	TRUE	TRUE
Sparrow's Nest Community Garden	54-01 101st Street	Queens	11368	DPR	Q04	21	TRUE	TRUE
Project Eden	67-2 Kessel Street	Queens	11375	DPR	Q06	29	TRUE	FALSE
Evergreen Community Garden	47-32 Colden Street	Queens	11355	DPR	Q07	20	TRUE	TRUE
Pembroke Avenue Community Garden	253-15 Pembroke Avenue	Queens	11362	NYRP	Q11	19	FALSE	FALSE
Back To Eden Community Garden	144-29 Lakewood Avenue	Queens	11435	BQLT	Q12	28	FALSE	FALSE
CPF Liberty Learning Garden	106-18 173rd Street	Queens	11433	DPR	Q12	27	TRUE	TRUE
Curtis "50 Cent" Jackson Community Garden	117-09 165th Street	Queens	11434	NYRP	Q12	27	FALSE	FALSE
Discovery Community Garden 1	108-59 Union Hall Street	Queens	11433	DPR	Q12	28	TRUE	TRUE
Discovery Community Garden 2	108-56 Union Hall Street	Queens	11433	DPR	Q12	28	TRUE	TRUE
Dunton and Civic Association Community Garden	143-01 Shore Avenue	Queens	11435	BQLT	Q12	28	FALSE	FALSE
George Eagle Carr Community Garden	89-23 148th Street	Queens	11435	DPR	Q12	24	TRUE	TRUE
George Washington Carver Botanical Garden	109-19 156th Street	Queens	11433	DPR	Q12	28	FALSE	FALSE
Linden Boulevard Community Garden	178-22 Linden Boulevard	Queens	11434	NYRP	Q12	27	FALSE	FALSE
Merrick-Marsden Neighborhood Association Garden	118-18 Merrick Boulevard	Queens	11434	BQLT	Q12	27	FALSE	FALSE
Merrick-Marsden Neighborhood Association Garden II	117-02 Merrick Boulevard	Queens	11434	BQLT	Q12	27	FALSE	FALSE
Phoenix Gate Community Garden	171-03 120th Avenue	Queens	11434	DPR	Q12	27	TRUE	TRUE
Trees of Life Organic Garden	106-18 173rd Street	Queens	11433	DPR	Q12	27	TRUE	TRUE
Cambria Heights Community Garden	227th St. Cambria Heights	Queens	11411	BQLT	Q13	27	FALSE	FALSE
Bay Beach 84 Garden	3-22 BEACH 84 STREET	Queens	11693	DPR	Q14	31	FALSE	FALSE
Beach 91 Community Garden	136 Beach 91st Street	Queens	11693	PRI	Q14	32	FALSE	FALSE
Edgemere Coalition Community Garden	480 BEACH 43 STREET	Queens	11691	DPR	Q14	31	FALSE	FALSE
Edgemere Farm	385 Beach 45th Street	Queens	11691	DPR	Q14	31	TRUE	TRUE
Far Rock Urban Agro-Education Center	378 Beach 45th Street	Queens	11691	DPR	Q14	31	TRUE	TRUE
Rockaway Youth Task Force Urban Farm	310 Beach 58th Street	Queens	11692	DPR	Q14	31	TRUE	TRUE
Seagirt Boulevard Community Garden	30-03 Seagirt Boulevard	Queens	11691	NYRP	Q14	31	FALSE	FALSE
HEALTH for Youth, Skyline Playground Community Garden	40-66 Prospect Avenue	Staten Island	10301	DPR	R01	49	TRUE	FALSE

GARDEN NAME	ADDRESS	BOROUGH	ZIPCODE	JURISDICTION	COMMUNITY BOARD	COUNCIL DISTRICT	FOOD	FRUIT TREES
Hill Street Community Garden	50 Hill Street	Staten Island	10304	NYPD	R01	49	FALSE	FALSE
Joe Holzka Community Garden	1170 Castleton Avenue	Staten Island	10310	DPR	R01	49	TRUE	TRUE
Moravian Community Garden	1657 Victory Boulevard	Staten Island	10314	PRI	R01	50	FALSE	FALSE
Roots of Peace Community Garden	390 Targee Street	Staten Island	10304	PRI / DOT	R01	49	FALSE	FALSE
West Brighton Community Garden	899 Henderson Avenue	Staten Island	10310	DPR	R01	49	TRUE	TRUE
Westervelt Community & Family Garden	143 Westervelt Avenue	Staten Island	10301	NYRP	R01	49	FALSE	FALSE
138th Street Community Garden	624-638 East 138th Street	Bronx	10454	DPR	X01	8	TRUE	TRUE
Bruckner Mott Haven Garden	677 East 136th Street	Bronx	10454	BLT	X01	8	FALSE	FALSE
Cauldwell Youth Garden	551 Cauldwell Avenue	Bronx	10455	BLT	X01	17	FALSE	FALSE
Centro Cultural Rincon Criollo	749 Brook Avenue	Bronx	10451	DPR	X01	17	TRUE	TRUE
Courtland Avenue Association	364-366 East 158th Street	Bronx	10451	DPR	X01	17	TRUE	TRUE
Eagle Slope	586 Westchester Avenue	Bronx	10455	DPR	X01	17	TRUE	TRUE
El Batey Borincano	811-815 Eagle Avenue	Bronx	10456	DPR	X01	17	TRUE	TRUE
El Flamboyán	586 Tinton Avenue	Bronx	10455	DPR	X01	8	TRUE	TRUE
Family and Friends Community Garden	809 Courtlandt Avenue	Bronx	10451	DPR	X01	17	TRUE	TRUE
Family Group Garden	418 East 158th Street	Bronx	10451	DPR	X01	17	TRUE	TRUE
Friends of Brook Park Community Garden	494 East 141st Street	Bronx	10454	DPR	X01	8	TRUE	TRUE
Grove Hill Community Garden	797 Eagle Ave. (E. 158 St.)	Bronx	10456	DPR	X01	17	TRUE	TRUE
Isla Verde Garden	625 Wales Avenue	Bronx	10455	DPR	X01	8	TRUE	TRUE
La Finca Del Sur	175 East 138th Street	Bronx	10451	DPR/MTA	X01	8	TRUE	TRUE
Latinos Unidos	427 East 157th Street	Bronx	10451	DPR	X01	17	TRUE	TRUE
Neighborhood Advisory Committee Community Garden	360 E. 151st Street	Bronx	10455	BLT	X01	17	FALSE	FALSE
NYCHA - Moore - El Jardín de Los Amigos de Moore	515 JACKSON AVENUE	Bronx	10455	NYCHA	X01	8	FALSE	FALSE
NYRP Members Garden (Dalia Group)	724 Courtlandt Avenue	Bronx	10455	NYRP	X01	17	FALSE	FALSE
Padre Plaza	545 East 139th Street	Bronx	10454	DPR	X01	8	TRUE	TRUE
Palmas del Caribe (Eagle Avenue Community Garden)	869 Eagle Avenue	Bronx	10456	BLT	X01	17	FALSE	FALSE
Rainbow Garden of Life and Health	762 Melrose Avenue	Bronx	10451	DPR	X01	17	TRUE	TRUE
St. Ann's Block Garden Association	666-68 St. Ann's Avenue	Bronx	10455	DPR	X01	17	TRUE	TRUE
United We Stand Garden (Sunflower / Girasol)	627 East 137th Street	Bronx	10454	DPR	X01	8	TRUE	TRUE
Vogue Community Garden	431 E. 156th Street	Bronx	10451	DPR	X01	17	FALSE	FALSE
Wanaqua Garden	460-464 E. 136th Street	Bronx	10454	DPR	X01	8	TRUE	TRUE

GARDEN NAME	ADDRESS	BOROUGH	ZIPCODE	JURISDICTION	COMMUNITY BOARD	COUNCIL DISTRICT	FOOD	FRUIT TREES
Willis Avenue Community Garden (Bronx Community & Cultural Garden)	378 Willis Avenue	Bronx	10454	NYRP	X01	8	FALSE	FALSE
Bryant Hill Community Garden	901 Bryant Avenue	Bronx	10474	DPR	X02	17	TRUE	TRUE
Libertad Urban Farm	972 Simpson Street	Bronx	10459	DPR	X02	17	TRUE	TRUE
Mildred T. Rhodebeck Garden (Garden of Eden)	927 Faile Street	Bronx	10459	NYRP	X02	17	FALSE	FALSE
New Hoe Avenue Garden	958 Hoe Avenue	Bronx	10459	DPR	X02	17	TRUE	TRUE
Paradise on Earth Garden	1101-1105 Fox Street	Bronx	10459	NYRP	X02	17	FALSE	FALSE
William Rainey Garden	685 Beck Street	Bronx	10455	BLT	X02	17	FALSE	FALSE
Wishing Well Garden	886 Reverend James A. Polite Avenue	Bronx	10459	DPR	X02	17	TRUE	TRUE
Bronx Sunshine Garden	1768 Bryant Avenue	Bronx	10460	DPR	X03	17	TRUE	TRUE
C.S. 134X - Community Garden	1311 Bristow Street	Bronx	10459	DPR	X03	16	TRUE	TRUE
Community Rock Garden	1665 Longfellow Avenue	Bronx	10460	DPR	X03	17	FALSE	TRUE
El Coqui Community Garden	924 Melrose Avenue	Bronx	10451	DPR	X03	17	TRUE	TRUE
Franklin Memorial Garden	1064 Cauldwell Avenue	Bronx	10456	DPR	X03	16	TRUE	TRUE
Freeman Garden	1225 Hoe Avenue Bronx, NY 10459	Bronx	10459	DPR	X03	17	FALSE	FALSE
Genesis Community Garden	1183 Franklin Avenue	Bronx	10456	DPR	X03	16	TRUE	FALSE
Jackson Forest Garden	722 Home Street	Bronx	10456	DPR	X03	16	TRUE	TRUE
Jacqueline Denise Davis Garden	1022-1024 Boston Road	Bronx	10456	BLT	X03	16	FALSE	FALSE
Jardin de la Familia	1507 Washington Avenue	Bronx	10457	DPR	X03	16	TRUE	TRUE
Jardin de la Roca	422 East 160th St.	Bronx	10451	DPR	X03	17	TRUE	TRUE
La Isla USA	836 Elton Avenue	Bronx	10451	DPR	X03	17	TRUE	FALSE
Little Claremont Community Garden	438-44 Claremont Pkwy	Bronx	10457	DPR	X03	16	FALSE	FALSE
Melrose New Generation Community Garden	377 East 160th Street	Bronx	10451	DPR	X03	17	TRUE	TRUE
Model T Community Garden	1312 Bristow Street	Bronx	10459	DPR	X03	17	TRUE	TRUE
Morning Glory Community Garden	1221 Hoe Avenue	Bronx	10459	DPR	X03	17	FALSE	FALSE
NYCHA - McKinley - Joyful Garden	731 EAST 161 STREET	Bronx	10456	NYCHA	X03	16	FALSE	FALSE
Rainbow Block Association	379 East 159th Street	Bronx	10451	DPR	X03	17	TRUE	TRUE
Steppin Up Community Garden	1300 Rev. James Polite Avenue	Bronx	10459	PRI	X03	17	FALSE	FALSE
Synergi Urban Garden	1211 Hoe Avenue	Bronx	10459	DPR	X03	17	TRUE	TRUE
Victory Garden	580 Crotona Park South	Bronx	10456	DPR	X03	17	TRUE	TRUE
Bette's Rose Garden	989 Teller Avenue	Bronx	10456	NYRP	X04	16	FALSE	FALSE
Claremont Neighborhood Garden	1280 Teller Avenue	Bronx	10456	DPR	X04	16	TRUE	FALSE
Clay Avenue Community Garden	1328-1332 Clay Avenue	Bronx	10456	NYRP	X04	16	FALSE	FALSE
College Avenue Garden	1420 College Avenue	Bronx	10456	DPR	X04	16	TRUE	TRUE

GARDEN NAME	ADDRESS	BOROUGH	ZIPCODE	JURISDICTION	COMMUNITY BOARD	COUNCIL DISTRICT	FOOD	FRUIT TREES
Dred Scott Bird Sanctuary Garden	1304 Grant Ave.	Bronx	10456	DPR	X04	16	FALSE	TRUE
Garden of Eden	1686 Weeks Avenue	Bronx	10457	DPR	X04	15	TRUE	TRUE
Garden of Life	1685 Weeks Avenue	Bronx	10457	DPR	X04	15	TRUE	TRUE
Grant Avenue Garden	1062 Grant Avenue	Bronx	10456	BLT	X04	16	FALSE	FALSE
La Isla	96-98 W. 163rd Street	Bronx	10452	DPR	X04	8	TRUE	TRUE
Las Casitas Community Garden	1130 Woodycrest Avenue	Bronx	10452	DPR	X04	16	TRUE	TRUE
Mosaic Center	1315 Odgen Avenue	Bronx	10452	DPR	X04	16	TRUE	FALSE
New Roots Community Farm	670 Grand Con-course	Bronx	10451	DOT	X04	17	FALSE	FALSE
Roberto Clemente Community Garden	1272-1280 Shakespeare Avenue	Bronx	10452	BLT	X04	16	FALSE	FALSE
Sherman Avenue Community Garden	955 Sherman Avenue	Bronx	10456	BLT	X04	16	FALSE	FALSE
Taqwa Community Farm	90 W 164th Street	Bronx	10452	DPR	X04	8	TRUE	TRUE
Target Bronx (Anderson Avenue Community Garden)	1001 Anderson Avenue	Bronx	10452	NYRP	X04	8	FALSE	FALSE
Woodycrest Community Garden	949 Woodycrest Avenue	Bronx	10452	DPR	X04	8	TRUE	TRUE
Anthony Avenue Garden	2078 Anthony Avenue	Bronx	10457	BLT	X05	15	FALSE	FALSE
Creston Jungle Playground	2242 Creston Avenue	Bronx	10453	NYRP	X05	14	FALSE	FALSE
Eternal Life Community Garden	1810 University Avenue	Bronx	10453	DPR	X05	14	FALSE	FALSE
Green Patch on Walton	110 East 176th Street	Bronx	10453	DPR	X05	14	TRUE	TRUE
Jardin de las Rosas	15 Buchanan Place	Bronx	10453	DPR	X05	14	TRUE	FALSE
Leave It Better Kids Garden	1974 Grand Avenue	Bronx	10453	DPR	X05	14	TRUE	FALSE
Townsend Garden	1735 Walton Avenue	Bronx	10453	DPR	X05	14	TRUE	TRUE
Bathgate Garden	1836 Bathgate Avenue	Bronx	10457	NYRP	X06	15	FALSE	FALSE
Belmont Little Farmers	2483 Belmont Avenue	Bronx	10458	BLT	X06	15	FALSE	FALSE
Clinton Avenue Community Garden	757 East 179th Street	Bronx	10457	NYRP	X06	15	FALSE	FALSE
Cook Community Farm	2173 Bathgate Avenue	Bronx	10457	DPR	X06	15	TRUE	TRUE
Drew Garden	1059 East Tremont Avenue	Bronx	10460	NYSDOT	X06	17	FALSE	FALSE
El Batey de Dona Provi	504 East 178th Street	Bronx	10457	DPR	X06	15	TRUE	TRUE
Farm in the Bronx	2179 Washington Avenue	Bronx	10457	DPR	X06	15	TRUE	TRUE
Garden of Happiness	2156-2160 Prospect Avenue	Bronx	10460	DPR	X06	15	TRUE	TRUE
Garden Of Youth	2175 Prospect Avenue	Bronx	10457	PRI	X06	15	FALSE	FALSE
Hispanos Unidos	2035 Honeywell Avenue	Bronx	10460	DPR	X06	17	TRUE	TRUE
Hornaday Community Garden	851 Hornaday Place	Bronx	10460	DPR	X06	15	TRUE	TRUE
Krystal Community Garden	2093 Vyse Avenue	Bronx	10460	DPR	X06	17	TRUE	TRUE

GARDEN NAME	ADDRESS	BOROUGH	ZIPCODE	JURISDICTION	COMMUNITY BOARD	COUNCIL DISTRICT	FOOD	FRUIT TREES
Mapes Avenue Garden (HDFC)	2124 Mapes Avenue	Bronx	10460	BLT	X06	15	FALSE	FALSE
Miracle Garden - Bronx	851 Fairmont Place	Bronx	10460	DPR	X06	17	TRUE	TRUE
Perry's Garden (Concerned Tenants of Daly Avenue)	2139 Daly Avenue	Bronx	10460	BLT	X06	15	FALSE	FALSE
River Garden	1086 East 180th Street	Bronx	10460	DPR	X06	15	TRUE	TRUE
Tremont Community Garden	551 East 178th St.	Bronx	10457	BLT	X06	15	FALSE	FALSE
Bainbridge Avenue Garden	2974-2980 Bainbridge Avenue	Bronx	10458	BLT	X07	11	FALSE	FALSE
Davidson Avenue Community Garden	2385 Davidson Avenue	Bronx	10468	BLT	X07	14	FALSE	FALSE
Fordham Bedford Lot-Busters	2597 Bainbridge Avenue	Bronx	10458	BLT	X07	15	FALSE	FALSE
Risse Street Community Garden	10 Risse Street Garden	Bronx	10468	DPR	X07	11	TRUE	TRUE
Kingsbridge Heights Community Garden	3101 Kingsbridge Terrace	Bronx	10463	PRI	X08	14	FALSE	FALSE
Harding Park Beautification Project	155 Harding Park	Bronx	10473	DPR	X09	18	TRUE	TRUE
Havemeyer Garden Association	535 Havemeyer Avenue	Bronx	10473	DPR	X09	18	TRUE	TRUE
Manor Avenue Seniors Garden	1025 Manor Avenue	Bronx	10472	BLT	X09	18	FALSE	FALSE
Randall Community Garden	1834 Randall Avenue	Bronx	10473	DPR	X09	18	TRUE	TRUE
Waterfront Community Garden	2008 Gildersleeve Avenue	Bronx	10473	DPR	X09	18	TRUE	TRUE
Glover Street Community Garden	1636 Castle Hill Avenue	Bronx	10462	NYRP	X10	18	FALSE	FALSE
NYCHA - Throggs Neck - Love Community Garden	2761 SAMPSON AVENUE	Bronx	10465	NYCHA	X10	13	FALSE	FALSE
Rivers Run Waterfront Community Garden	801 Co-op City Blvd	Bronx	10475	PRI	X10	12	FALSE	FALSE
211th Street Community Garden	3537 Carlisle Place	Bronx	10467	NYRP	X12	12	FALSE	FALSE
Bissel Gardens	4510 Furman Avenue	Bronx	10466	MTA	X12	11	FALSE	FALSE
Carpenter Avenue Community Garden	4501 Carpenter Avenue	Bronx	10470	DOT	X12	11	FALSE	FALSE
Jim Mackey Eastchester Road Community Garden	3658 Eastchester Road	Bronx	10466	NYRP	X12	12	FALSE	FALSE

APPENDIX D

GROW TO LEARN GARDENS

NAME	TYPE	NUMBER	BOROUGH	ADDRESS	STATE	ZIP	PROJECT
@ 151Q - D75 SATELLITE SITE	P (District 75)	255	Queens	50-05 31st Avenue	NY	11377	School Garden
@ 710	P (District 75)	224	Queens	221-21 Corbett Road	NY	11361	School Garden
@ Brooklyn Children Ctr.	P (District 75)	368	Brooklyn	1819 Bergen Street	NY	11233	School Garden
@ J.H. 168 (Parsons Ed. Complex)- D75 MAIN SITE	PS	255	Queens	158-40 76 ROAD	NY	11366	School Garden
@ Monroe Annex	P (District 75)	721	Bronx	1551 East 172nd Street	NY	10472	School Garden
@ MS 002	P (District 75)	141	Brooklyn	655 Parkside Avenue	NY	11226	School Garden
@ P.S 007Q- D75 Satellite Site	PS	255	Queens	80-55 Cornish Ave.	NY	11373	School Garden
@ PS882	P (District 75)	009	Queens	58-74 57th St	NY	11378	School Garden
@855 The Bronx School for Continuous Learners	P (District 75)	469	Bronx	577 East 139th Street	NY	10454	School Garden
@Byron	P (District 75)	723	Bronx	3540 BIVONA STREET	NY	10475	School Garden
@littleson Day Treatment	P (District 75)	723	Bronx	5050 Iselin Ave, Bronx, NY 10471	NY	10471	School Garden
@P 822 Q	P (District 75)	811	Queens	114-36 202nd Street	NY	11412	School Garden
@PS224	P (District 75)	036	Brooklyn	755 Wortman Avenue	NY	11208	School Garden
@PS236	PS	771	Brooklyn	6302 Avenue U	NY	11234	School Garden
@Townsend Harris High School	P (District 75)	255	Queens	149-11 Melbourne Ave.	NY	11367	School Garden
140@258	PS	140	Brooklyn	141 MACON STREET	NY	11216	School Garden
53@PS437	PS	053	Brooklyn	713 Caton Ave	NY	11218	School Garden
723@189	P (District 75)	723	Bronx	3441 Steenwick Avenue	NY	10475	School Garden
A.C.E. Academy for Scholars at the Geraldine Ferraro Campus	PS	290	Queens	55-20 METROPOLITAN AVENUE	NY	11385	School Garden
ABC Echo Park Early Childhood Center	Pre-K		Manhattan	1841 Park Avenue	NY		School Garden
Abe Stark	PS	346	Brooklyn	1400 PENNSYLVANIA AVENUE	NY	11239	School Garden
Abraham Lincoln	PS	007	Brooklyn	858 JAMAICA AVENUE	NY	11208	School Garden
Abraham Lincoln	IS	171	Brooklyn	528 RIDGEWOOD AVENUE	NY	11208	School Garden
Abraham Lincoln High School	HS	410	Brooklyn	2800 OCEAN PARKWAY	NY	11235	School Garden
Abraham Stockton	PS	297	Brooklyn	700 PARK AVENUE	NY	11206	School Garden
Abram Stevens Hewitt	PS	130	Bronx	750 PROSPECT AVENUE	NY	10455	School Garden
Academy for Career and Living Skills	PS	811	Bronx	1434 LONGFELLOW AVENUE	NY	10459	School Garden
Academy for College Preparation and Career Exploration: A College Board School	MS/HS	382	Brooklyn	911 FLATBUSH AVENUE	NY	11226	School Garden

NAME	TYPE	NUMBER	BOROUGH	ADDRESS	STATE	ZIP	PROJECT
Academy for Conservation and the Environment	HS	637	Brooklyn	6565 FLATLANDS AVENUE	NY	11236	School Garden
Academy for Environmental Leadership	HS	403	Brooklyn	400 IRVING AVENUE	NY	11237	School Garden
Academy for Language and Technology	HS	365	Bronx	1700 MACOMBS ROAD	NY	10453	School Garden
ACADEMY FOR PERSONAL LEADERSHIP AND EXCELLENCE	PS	363	Bronx	120 EAST 184 STREET	NY	10468	School Garden
Academy for Scholarship and Entrepreneurship: A College Board School	HS	270	Bronx	921 EAST 228TH STREET	NY	10466	School Garden
Academy of Innovative Technology	HS	618	Brooklyn	999 JAMAICA AVENUE	NY	11208	School Garden
Academy of the City Charter School	CS	359	Queens	31-29 60 STREET	NY	11377	School Garden
Academy of Urban Planning	HS	552	Brooklyn	400 IRVING AVENUE	NY	11237	School Garden
Ace Integration Head Start	Pre-K		Brooklyn	1419 Broadway	NY	11221	School Garden
Achievement First Bushwick Charter School	Charter	538	Brooklyn	1300 GREENE AVENUE	NY	11237	School Garden
Achievement First University Prep	Charter	687	Brooklyn	35 STARR STREET	NY	11221	School Garden
Adam Clayton Powell	PS	153	Manhattan	1750 AMSTERDAM AVENUE	NY	10031	School Garden
Adventureland Child Care Center	Pre-K		Queens	32-04 31 Avenue	NY	11106	School Garden
Albert G. Oliver	PS	093	Bronx	1535 STORY AVENUE	NY	10473	School Garden
Albert Shanker School for Visual and Performing Arts	IS	126	Queens	31-51 21 STREET	NY	11106	School Garden
ALC @ Mt. Loretto, Brooklyn West Alternate Learning Center	JHS		Staten Island	6581 Hylan Blvd	NY	10309	School Garden
Alejandrina B. De Gautier	PS	377	Brooklyn	200 WOODBINE STREET	NY	11221	School Garden
Alexander Graham Bell	PS	205	Queens	75-25 BELL BOULEVARD	NY	11364	School Garden
Alexine A. Fenty	PS	139	Brooklyn	330 RUGBY ROAD	NY	11226	School Garden
Alfred E. Smith	PS	001	Manhattan	8 HENRY STREET	NY	10038	School Garden
Alfred E. Smith	PS	163	Manhattan	163 WEST 97 STREET	NY	10025	School Garden
Alfred J. Kennedy	PS	193	Queens	152-20 11 AVENUE	NY	11357	School Garden
Amalia Castro	PS	142	Manhattan	100 ATTORNEY STREET	NY	10002	School Garden
America's School of Heroes	MS	137	Queens	109-15 98 STREET	NY	11417	School Garden
Amersfort	PS	119	Brooklyn	3829 AVENUE K	NY	11210	School Garden
Andrew Jackson	PS	145	Brooklyn	100 NOLL STREET	NY	11206	School Garden
Andrew Jackson	PS	145	Brooklyn	100 NOLL STREET	NY	11206	School Garden
Andries Hudde		240	Brooklyn	2500 NOSTRAND AVENUE	NY	11210	School Garden
Ann M. Short	PS	146	Manhattan	421 EAST 106 STREET	NY	10029	School Garden
Arthur A. Schomburg	PS	163	Bronx	2075 WEBSTER AVENUE	NY	10457	School Garden

NAME	TYPE	NUMBER	BOROUGH	ADDRESS	STATE	ZIP	PROJECT
Arthur Ashe School	PS	161	Queens	101-33 124 STREET	NY	11419	School Garden
Arturo A. Schomburg Satellite Academy Bronx	HS	446	Bronx	1010 REV. J. A. POLITE AVENUE	NY	10459	School Garden
Arturo Toscanini	MS	145	Bronx	1000 TELLER AVENUE	NY	10456	School Garden
Arturo Toscanini	PS	216	Brooklyn	350 AVENUE X	NY	11223	School Garden
Aspirations Diploma Plus High School	HS	646	Brooklyn	1495 HERKIMER STREET	NY	11233	School Garden
Astor Collegiate Academy	HS	299	Bronx	925 ASTOR AVENUE	NY	10469	School Garden
Atmosphere Academy	JHS	460	Bronx	22 Marble Hill Ave	NY	10463	School Garden
Author's Academy	PS	063	Bronx	1260 FRANKLIN AVENUE	NY	10456	School Garden
Automotive High School	HS	610	Brooklyn	50 BEDFORD AVENUE	NY	11222	School Garden
Automotive High School	HS	610	Brooklyn	50 BEDFORD AVENUE	NY	11222	School Garden
Aviation Career & Technical Education High School	HS	610	Queens	45-30 36 STREET	NY	11101	School Garden
Bard High School Early College Queens	HS	299	Queens	30-20 THOMSON AVENUE	NY	11101	School Garden
Battery Park City School	PS/MS	276	Manhattan	55 BATTERY PLACE	NY	10280	School Garden
Bay Terrace	PS	169	Queens	18-25 212 STREET	NY	11360	School Garden
Baychester Middle School	MS	532	Bronx	3750 BAYCHESTER AVENUE	NY	10466	School Garden
Bayview	PS	102	Queens	55-24 VAN HORN STREET	NY	11373	School Garden
Beacon School of Excellence	PS	172	Brooklyn	825 4 AVENUE	NY	11232	School Garden
Bedford Park Elementary School		077	Bronx	3177 WEBSTER AVENUE	NY	10467	School Garden
Bedford Stuyvesant New Beginnings Charter School	PS/MS	782	Brooklyn	82 LEWIS AVENUE	NY	11206	School Garden
Bedford Stuyvesant Preparatory High School	HS	575	Brooklyn	832 MARCY AVENUE	NY	11216	School Garden
Bellevue Day Care Center	Pre-K		Manhattan	462 First Avenue	NY	11016	School Garden
Belmont	PS	032	Bronx	690 EAST 183 STREET	NY	10458	School Garden
Benjamin Altman	PS	042	Manhattan	71 HESTER STREET	NY	10002	School Garden
Benjamin Franklin	CS	055	Bronx	450 St. Paul's Place	NY	10456	School Garden
Bergen Beach	PS	312	Brooklyn	7103 AVENUE T	NY	11234	School Garden
Berta A. Dreyfus	IS	049	Staten Island	101 WARREN STREET	NY	10304	School Garden
Bilingual School	PS	025	Bronx	811 EAST 149 STREET	NY	10455	School Garden
Boys and Girls High School	HS	455	Brooklyn	1700 FULTON STREET	NY	11213	School Garden
Bread & Roses Integrated Arts High School	HS	685	Manhattan	6 EDGECOMBE AVENUE	NY	10030	School Garden
Brian Piccolo	MS	053	Queens	10-45 NAMEOKE STREET	NY	11691	School Garden
Brighter Choice Community School		627	Brooklyn	280 HART STREET	NY	11206	School Garden

NAME	TYPE	NUMBER	BOROUGH	ADDRESS	STATE	ZIP	PROJECT
Bronx Academy of Promise Charter School	Charter	419	Bronx	1349 INWOOD AVENUE	NY	10452	School Garden
Bronx Charter School for Better Learning	Charter	718	Bronx	3740 BAYCHESTER AVENUE	NY	10466	School Garden
Bronx Collaborative High School	HS	351	Bronx	100 WEST MOSHOLU PARKWAY SOUTH	NY	10468	School Garden
Bronx Collegiate Academy	HS	227	Bronx	240 EAST 172 STREET	NY	10457	School Garden
Bronx Design and Construction Academy	HS	522	Bronx	333 EAST 151 STREET	NY	10451	School Garden
Bronx Haven High School	HS	381	Bronx	333 EAST 151 STREET	NY	10451	School Garden
Bronx High School for Medical Science	HS	413	Bronx	240 EAST 172 STREET	NY	10457	School Garden
Bronx High School of Business	HS	412	Bronx	240 EAST 172 STREET	NY	10457	School Garden
Bronx International High School	HS	403	Bronx	1110 BOSTON ROAD	NY	10456	School Garden
Bronx Lab School	HS	265	Bronx	800 EAST GUN HILL ROAD	NY	10467	School Garden
Bronx Leadership Academy High School	HS	525	Bronx	1710 WEBSTER AVENUE	NY	10457	School Garden
Bronx Lighthouse Charter School	Charter	185	Bronx	1001 INTERVALE AVENUE	NY	10459	School Garden
Bronx Preparatory Charter School		703	Bronx	3872 THIRD AVENUE	NY	10457	School Garden
Bronx School for Continuous Learners	P (District 75)	469	Bronx		NY		School Garden
Bronx School for Law, Government and Justice		505	Bronx	244 EAST 163 STREET	NY	10451	School Garden
Bronx Theatre High School	HS	546	Bronx	99 TERRACE VIEW AVENUE	NY	10463	School Garden
Bronx Writing Academy	MS	323	Bronx	270 EAST 167 STREET	NY	10456	School Garden
Bronxworks	Pre-K		Bronx	1130 Grand Concourse	NY	10456	School Garden
Brookfield	PS	181	Queens	148-15 230 STREET	NY	11413	School Garden
Brooklyn Arts and Science Elementary School	PS	705	Brooklyn	443 ST MARKS AVENUE	NY	11238	School Garden
Brooklyn Brownstone School	PS	628	Brooklyn	272 MACDONOUGH STREET	NY	11233	School Garden
Brooklyn Community High School of Communication, Arts and Media	HS	412	Brooklyn	300 WILLOUGHBY AVENUE	NY	11205	School Garden
Brooklyn East Alternative Learning Center - John Jay	HS	987	Brooklyn	237 7th Avenue	NY	11215	School Garden
Brooklyn Frontiers High School	HS	423	Brooklyn	112 SCHERMERHORN STREET	NY	11201	School Garden
Brooklyn Gardens Elementary School	PS	557	Brooklyn	574 DUMONT AVENUE	NY	11207	School Garden
Brooklyn Generation School	HS	566	Brooklyn	6565 FLATLANDS AVENUE	NY	11236	School Garden
Brooklyn High School for Law and Technology	HS	498	Brooklyn	1396 BROADWAY	NY	11221	School Garden
Brooklyn High School for Leadership and Community Service	HS	616	Brooklyn	300 WILLOUGHBY AVENUE	NY	11205	School Garden
Brooklyn Institute for Liberal Arts	HS	745	Brooklyn	600 KINGSTON AVENUE	NY	11203	School Garden
Brooklyn Landmark Elementary School	PS	599	Brooklyn	251 MCDUGAL STREET	NY	11233	School Garden

NAME	TYPE	NUMBER	BOROUGH	ADDRESS	STATE	ZIP	PROJECT
Brooklyn Occupational Training Center	PS	721	Brooklyn	64 AVENUE X	NY	11223	School Garden
Brooklyn Prospect Charter School- Clinton Hill Middle School	MS/HS	707	Brooklyn	1100 Fulton St	NY	11238	School Garden
Brooklyn School of Inquiry	PS/MS	686	Brooklyn	50 AVENUE P	NY	11204	School Garden
Brooklyn STEP Academy at Canarsie Educational Campus	HS		Brooklyn	1600 Rockaway Parkway	NY	11236	School Garden
Brooklyn Studio Secondary School	MS/HS	690	Brooklyn	8310 21ST AVENUE	NY	11214	School Garden
Brooklyn Technical High School	HS	430	Brooklyn	29 FT GREENE PLACE	NY	11217	School Garden
Brooklyn Theatre Arts High School	HS	567	Brooklyn	6565 FLATLANDS AVENUE	NY	11236	School Garden
Brooklyn Transition Center	PS	373	Brooklyn	185 ELLERY STREET	NY	11206	School Garden
Brooklyn Urban Garden Charter School	Charter	758	Brooklyn	500 19TH STREET	NY	11215	School Garden
Brownsville Academy High School	HS	568	Brooklyn	1150 EAST NEW YORK AVENUE	NY	11212	School Garden
Brownsville Ascend Charter School		737	Brooklyn	1501 PITKIN AVENUE	NY	11212	School Garden
Bushwick Leaders High School for Academic Excellence	HS	556	Brooklyn	797 BUSHWICK AVENUE	NY	11221	School Garden
Bushwick School for Social Justice		549	Brooklyn	400 IRVING AVENUE	NY	11237	School Garden
Caesar Rodney	PS	164	Brooklyn	4211 14 AVENUE	NY	11219	School Garden
Cambria Heights	HS	176	Queens	120-45 235 STREET	NY	11411	School Garden
Cambridge	PS	068	Queens	59-09 SAINT FELIX AVENUE	NY	11385	School Garden
Castlewood	PS	186	Queens	252-12 72 AVENUE	NY	11426	School Garden
Catherine & Count Basie Middle School 72		072	Queens	133-25 GUY R BREWER BOULEVARD	NY	11434	School Garden
Central Park East High School	HS	555	Manhattan	1573 MADISON AVENUE	NY	10029	School Garden
Central Park East I	PS	497	Manhattan	1573 MADISON AVENUE	NY	10029	School Garden
Central Park East II	PS	964	Manhattan	19 EAST 103 STREET	NY	10029	School Garden
Charles O. Dewey	MS	136	Brooklyn	4004 4 AVENUE	NY	11232	School Garden
Charette School	PS	003	Manhattan	490 HUDSON STREET	NY	10014	School Garden
Chelsea Prep	PS	033	Manhattan	281 9 AVENUE	NY	10001	School Garden
Child Center of New York-Escalera Head Start	Pre-K		Manhattan	169 West 87th Street	NY	10024	School Garden
Child Center of New York-Woodside	Pre-K		Queens	60-02 Roosevelt Avenue	NY	11377	School Garden
Christa McAuliffe	PS	149	Queens	93-11 34 AVENUE	NY	11372	School Garden
City Island	PS	175	Bronx	200 CITY ISLAND AVENUE	NY	10464	School Garden
Clara Cardwell	PS/IS	308	Brooklyn	616 QUINCY STREET	NY	11221	School Garden
Claremont	PS	042	Bronx	1537 WASHINGTON AVENUE	NY	10457	School Garden

NAME	TYPE	NUMBER	BOROUGH	ADDRESS	STATE	ZIP	PROJECT
Clearview Gardens	PS	209	Queens	16-10 UTOPIA PARKWAY	NY	11357	School Garden
Clement C. Moore	PS	013	Queens	55-01 94 STREET	NY	11373	School Garden
Clinton Hill	PS	020	Brooklyn	225 ADELPHI STREET	NY	11205	School Garden
"CLOSED/PHASED OUT Pura Belpre"	PS	064	Bronx	1425 WALTON AVENUE	NY	10452	School Garden
Collegiate Institute for Math and Science	HS	288	Bronx	925 ASTOR AVENUE	NY	10469	School Garden
Colonel David Marcus School	PS	217	Brooklyn	1100 NEWKIRK AVENUE	NY	11230	School Garden
Columbia Secondary School	PS	362	Manhattan	425 WEST 123 STREET	NY	10027	School Garden
Community Roots Charter School	Charter	536	Brooklyn	51 SAINT EDWARDS STREET	NY	11205	School Garden
Compass Charter School	PS	789	Brooklyn	300 ADELPHI STREET	NY	11205	School Garden
Comprehensive Model School Project M.S. 327	MS/HS	327	Bronx	1501 JEROME AVENUE	NY	10452	School Garden
Concord High School	HS	470	Staten Island	109 RHINE AVENUE	NY	10304	School Garden
Concourse Village Elementary School	PS	359	Bronx	750 CONCOURSE VILLAGE WEST	NY	10451	School Garden
Connie Lekas School	PS	811	Brooklyn	2525 HARING STREET	NY	11235	School Garden
Cornerstone Academy for Social Action	PS	189	Bronx	3441 STEENWICK AVENUE	NY	10475	School Garden
Cornerstone Academy for Social Action Middle School (CASA)	MS	462	Bronx	3441 STEENWICK AVENUE	NY	10475	School Garden
Corona Arts and Sciences Academy		311	Queens	45-10 94TH STREET	NY	11373	School Garden
Cory L. Cox School @ PS133	PS	369	Brooklyn	610 Baltic St	NY	11217	School Garden
Countee Cullen	PS	194	Manhattan	244 WEST 144 STREET	NY	10030	School Garden
Courtlandt School	PS	001	Bronx	335 EAST 152 STREET	NY	10451	School Garden
Crescent	PS	057	Bronx	2111 CROTONA AVENUE	NY	10457	School Garden
Crispus Attucks	CS	021	Brooklyn	180 CHAUNCEY STREET	NY	11233	School Garden
Crotona Academy High School	HS	321	Bronx	639 ST. ANNS AVENUE	NY	10455	School Garden
Crotona Park West	PS	004	Bronx	1701 FULTON AVENUE	NY	10457	School Garden
Curtis High School	HS	450	Staten Island	105 HAMILTON AVENUE	NY	10301	School Garden
Cypress Hills	PS/IS	089	Brooklyn	265 WARWICK STREET	NY	11207	School Garden
Cypress Hills Collegiate Preparatory School	HS	659	Brooklyn	999 JAMAICA AVENUE	NY	11208	School Garden
Dag Hammarskjold	PS	254	Brooklyn	1801 AVENUE Y	NY	11235	School Garden
Daniel Hale Williams	PS	307	Brooklyn	209 YORK STREET	NY	11201	School Garden
Daniel Mucatel School	PS	115	Brooklyn	1500 EAST 92 STREET	NY	11236	School Garden
Danny Kaye	PS	149	Brooklyn	700 SUTTER AVENUE	NY	11207	School Garden
David A. Boody	IS	228	Brooklyn	228 AVENUE S	NY	11223	School Garden

NAME	TYPE	NUMBER	BOROUGH	ADDRESS	STATE	ZIP	PROJECT
David A. Boody	HS	228	Brooklyn	228 AVENUE S	NY	11223	School Garden
DeWitt Clinton High School	HS	440	Bronx	100 WEST MOSHOLU PARKWAY SOUTH	NY	10468	School Garden
Digital Arts and Cinema Technology High School	MS/HS	429	Brooklyn	284 BALTIC STREET	NY	11201	School Garden
Donald Hertz	PS	083	Bronx	950 RHINELANDER AVENUE	NY	10462	School Garden
Doris L. Cohen	PS	230	Brooklyn	1 ALBEMARLE ROAD	NY	11218	School Garden
Dos Puentes Elementary School	PS	103	Manhattan	185 WADSWORTH AVENUE	NY	10033	School Garden
Dr. Betty Shabazz	PS	298	Brooklyn	85 WATKINS STREET	NY	11212	School Garden
Dr. Jacqueline Peek-Davis School	PS	012	Brooklyn	430 HOWARD AVENUE	NY	11233	School Garden
Dr. Richard Izquierdo Health and Science Charter School	HS	482	Bronx	800 HOME STREET	NY	10456	School Garden
Dr. Ronald Mcnair	PS	005	Brooklyn	820 HANCOCK STREET	NY	11233	School Garden
Dr. Selman Waksman	PS	178	Bronx	850 BAYCHESTER AVENUE	NY	10475	School Garden
DREAM Charter School	PS/MS	382	Manhattan	1991 Second Avenue	NY	10029	School Garden
DreamYard Preparatory School	HS	329	Bronx	240 EAST 172 STREET	NY	10457	School Garden
Dutch Kills	PS	112	Queens	25-05 37 AVENUE	NY	11101	School Garden
Eagle Academy for Young Men II	MS/HS	644	Brooklyn	1137 HERKIMER STREET	NY	11233	School Garden
Early Childhood Magnet School of the Arts	PS	228	Queens	32-63 93 STREET	NY	11369	School Garden
East Elmhurst Community School		329	Queens	26-25 97TH STREET	NY	11369	School Garden
East Fordham Academy for the Arts	MS	459	Bronx	120 EAST 184 STREET	NY	10468	School Garden
East New York Family Academy		409	Brooklyn	2057 LINDEN BOULEVARD	NY	11207	School Garden
East Side Community School	HS	450	Manhattan	420 EAST 12 STREET	NY	10009	School Garden
East-West School of International Studies	IS	281	Queens	46-21 COLDEN STREET	NY	11355	School Garden
Eastwood	PS	095	Queens	179-01 90 AVENUE	NY	11432	School Garden
Edna Cohen School	PS	090	Brooklyn	2840 WEST 12 STREET	NY	11224	School Garden
Edward A. Reynolds West Side High School	HS	505	Manhattan	140 WEST 102 STREET	NY	10025	School Garden
Edward C. Blum	PS	046	Brooklyn	100 CLERMONT AVENUE	NY	11205	School Garden
Edward Mandel	PS	220	Queens	62-10 108 STREET	NY	11375	School Garden
Edward R. Murrow High School	HS	525	Brooklyn	1600 AVENUE L	NY	11230	School Garden
El Hajj Malik El Shabazz Elementary School	PS	262	Brooklyn	500 MACON STREET	NY	11233	School Garden
Elias Bernstein	IS	007	Staten Island	1270 HUGUENOT AVENUE	NY	10312	School Garden
Elias Howe	PS	051	Manhattan	525 WEST 44TH STREET	NY	10036	School Garden
Elijah Stroud	PS	316	Brooklyn	750 CLASSON AVENUE	NY	11238	School Garden

NAME	TYPE	NUMBER	BOROUGH	ADDRESS	STATE	ZIP	PROJECT
Elizabeth Blackwell	MS	210	Queens	93-11 101 AVENUE	NY	11416	School Garden
Elizabeth G. Leary	PS	207	Brooklyn	4011 FILLMORE AVENUE	NY	11234	School Garden
Ella Baker School		225	Manhattan	317 EAST 67 STREET	NY	10065	School Garden
Elm Tree Elementary School	PS	211	Queens	86-37 53RD AVENUE	NY	11373	School Garden
Elmhurst	PS	089	Queens	85-28 BRITTON AVENUE	NY	11373	School Garden
Emanuel Kaplan	PS	229	Queens	67-25 51 ROAD	NY	11377	School Garden
Emily Dickinson	PS	075	Manhattan	735 WEST END AVENUE	NY	10025	School Garden
Emma L. Johnston	PS	241	Brooklyn	976 PRESIDENT STREET	NY	11225	School Garden
Energy Tech High School	HS	258	Queens	36-41 28 STREET	NY	11106	School Garden
Ernest S. Jenkyns	PS/MS	202	Brooklyn	982 HEGEMAN AVENUE	NY	11208	School Garden
Essence School	IS	311	Brooklyn	590 SHEFFIELD AVENUE	NY	11207	School Garden
Ethan Allen	PS	306	Brooklyn	970 VERMONT STREET	NY	11207	School Garden
Eubie Blake School	PS	025	Brooklyn	787 LAFAYETTE AVENUE	NY	11221	School Garden
Eugenio Maria De Hostos	IS	318	Brooklyn	101 WALTON STREET	NY	11206	School Garden
Evergreen Middle School for Urban Exploration	IS	562	Brooklyn	125 COVERT STREET	NY	11207	School Garden
Fairmont Neighborhood School		314	Bronx	1550 VYSE AVENUE	NY	10460	School Garden
Fairview	PS	014	Queens	107-01 OTIS AVENUE	NY	11368	School Garden
Family Life Academy Charter School	Charter	705	Bronx	14 WEST 170 STREET	NY	10452	School Garden
Family Life Academy Charter School II	Charter	233	Bronx	296 EAST 140 STREET	NY	10454	School Garden
Family Life Academy Charter School III	Charter	472	Bronx	296 EAST 140 STREET	NY	10454	School Garden
Fannie Lou Hamer Freedom High School	HS	682	Bronx	1021 JENNINGS STREET	NY	10460	School Garden
Fiorello H. LaGuardia High School of Music & Art and Performing Arts	HS	485	Manhattan	100 AMSTERDAM AVENUE	NY	10023	School Garden
Florence Nightingale	PS	110	Manhattan	285 DELANCY STREET	NY	10002	School Garden
Flushing International High School	HS	263	Queens	144-80 BARCLAY AVENUE	NY	11355	School Garden
Forest Hills High School	HS	440	Queens	67-01 110 STREET	NY	11375	School Garden
Forest Park	PS	097	Queens	85-52 85 STREET	NY	11421	School Garden
Forsyth Satellite Academy	HS	458	Manhattan	198 FORSYTH STREET	NY	10002	School Garden
Fort Hill Collaborative Elementary School	PS	010	Staten Island	80 MONROE AVENUE	NY	10301	School Garden
Frances E. Carter	PS/IS	384	Brooklyn	242 COOPER STREET	NY	11207	School Garden
Francis J. Murphy Jr.	PS	039	Staten Island	71 SAND LANE	NY	10305	School Garden
Francis White	PS/IS	041	Brooklyn	411 THATFORD AVENUE	NY	11212	School Garden

NAME	TYPE	NUMBER	BOROUGH	ADDRESS	STATE	ZIP	PROJECT
Francisco Oller	PS	061	Bronx	1550 CROTONA PARK EAST	NY	10460	School Garden
Franklin D. Roosevelt	PS/MS	034	Manhattan	730 EAST 12 STREET	NY	10009	School Garden
Franz Siegel	PS	035	Bronx	261 EAST 163 STREET	NY	10451	School Garden
Fred R Moore	PS	133	Manhattan	2121 5 AVENUE	NY	10037	School Garden
Frederick Douglass Academy	HS	499	Manhattan	2581 7TH AVENUE	NY	10039	School Garden
Frederick Douglass Academy V. Middle School	MS	273	Bronx	2111 CROTONA AVENUE	NY	10457	School Garden
FullCity Consulting	PS	999	Queens	123 broadway ave	NY	11106	School Garden
Future Leaders Institute Charter School	Charter	242	Manhattan	134 WEST 122 STREET	NY	10027	School Garden
Garret A. Morgan	PS	132	Bronx	1245 WASHINGTON AVENUE	NY	10456	School Garden
George W. Carver	PS	040	Brooklyn	265 RALPH AVENUE	NY	11233	School Garden
"George Washington YABC"	P (District 75)	754	Manhattan	549 Audobon Avenue	NY	10040	School Garden
Girls Preparatory Charter School of New York	Charter	330	Manhattan	442 EAST HOUSTON STREET	NY	10002	School Garden
Girls Preparatory Charter School of the Bronx	Charter	487	Bronx	681 KELLY STREET	NY	10455	School Garden
Goldie Maple Academy	PS/MS	333	Queens	3-65 BEACH 56 STREET	NY	11692	School Garden
Gotham Professional Arts Academy		594	Brooklyn	265 RALPH AVENUE	NY	11233	School Garden
Grace Church School-High School	Private		Manhattan	46 Cooper Square	NY	10003	School Garden
Grand Central Parkway	PS	196	Queens	71-25 113 STREET	NY	11375	School Garden
Grant Avenue Elementary School	PS	449	Bronx	250 EAST 164 STREET	NY	10456	School Garden
Great Kills High School (@843)	PS	037	Staten Island	110 Shafter Avenue	NY	10308	School Garden
Green School: An Academy for Environmental Careers	HS	454	Brooklyn	223 GRAHAM AVENUE	NY	11206	School Garden
Grover Cleveland High School	HS	485	Queens	21-27 HIMROD STREET	NY	11385	School Garden
Growing Up Green Charter School	Charter	321	Queens	39-37 28th Street	NY	11101	School Garden
Growing Up Green Middle School	MS	321	Queens	36-49 11th St	NY	11101	School Garden
H.E.R.O. High (Health, Education, and Research Occupations High School)	HS	259	Bronx	455 SOUTHERN BLVD	NY	10455	School Garden
Hamilton Heights School	PS	368	Manhattan	1750 AMSTERDAM AVENUE	NY	10031	School Garden
Harbor Heights	MS	349	Manhattan	306 FORT WASHINGTON AVENUE	NY	10033	School Garden
Harlem Link Charter School		329	Manhattan	20 WEST 112 STREET	NY	10026	School Garden
Harlem Renaissance High School	HS	285	Manhattan	22 EAST 128 STREET	NY	10035	School Garden
Harlem Renaissance High School	IS	177	Bronx	1260 FRANKLIN AVENUE	NY	10456	School Garden
Harlem Renaissance	Charter	341	Manhattan	2005 MADISON AVENUE	NY	10035	School Garden

NAME	TYPE	NUMBER	BOROUGH	ADDRESS	STATE	ZIP	PROJECT
Harlem Village Academy Leadership Charter School		335	Manhattan	2351 1ST AVENUE	NY	10035	School Garden
Harriet Tubman	CS	154	Manhattan	250 WEST 127 STREET	NY	10027	School Garden
Harry T. Stewart Sr.	PS	092	Queens	99-01 34 AVENUE	NY	11368	School Garden
Hebrew Language Academy Charter School	CS	746	Brooklyn	2186 Mill Avenue	NY	11234	School Garden
Henry Bristow	PS	039	Brooklyn	417 6 AVENUE	NY	11215	School Garden
Henry David Thoreau	PS	017	Queens	28-37 29 STREET	NY	11102	School Garden
Henry Gradstein	PS	166	Queens	33-09 35 AVENUE	NY	11106	School Garden
Henry H Garnet	PS	175	Manhattan	175 WEST 134 STREET	NY	10030	School Garden
Henry Hudson	JHS	125	Bronx	1111 PUGSLEY AVENUE	NY	10472	School Garden
Henry M. Boehm	PS	055	Staten Island	54 OSBORNE STREET	NY	10312	School Garden
Herbert H. Lehman High School	HS	405	Bronx	3000 EAST TREMONT AVENUE	NY	10461	School Garden
Herbert S. Eisenberg	IS	303	Brooklyn	501 WEST AVENUE	NY	11224	School Garden
Herman Schreiber	PS	279	Brooklyn	1070 EAST 104 STREET	NY	11236	School Garden
Hernandez/Hughes	PS	030	Manhattan	144-176 EAST 128 STREET	NY	10035	School Garden
High School for Energy and Technology	HS	565	Bronx	2474 CROTONA AVENUE	NY	10458	School Garden
High School for Environmental Studies	HS	400	Manhattan	444 WEST 56 STREET	NY	10019	School Garden
High School for Law and Public Service	HS	467	Manhattan	549 AUDUBON AVENUE	NY	10040	School Garden
High School for Public Service: Heroes of Tomorrow	HS	546	Brooklyn	600 KINGSTON AVENUE	NY	11203	School Garden
High School for Violin and Dance	HS	543	Bronx	1110 BOSTON ROAD	NY	10456	School Garden
High School for Youth and Community Development at Erasmus	HS	537	Brooklyn	911 FLATBUSH AVENUE	NY	11226	School Garden
High School for Youth and Community Development at Erasmus	HS	537	Brooklyn	911 FLATBUSH AVENUE	NY	11226	School Garden
High School M560 - City As School	HS	560	Manhattan	16 CLARKSON STREET	NY	10014	School Garden
High School of Arts and Technology	HS	494	Manhattan	122 AMSTERDAM AVENUE	NY	10023	School Garden
Highbridge	PS	011	Bronx	1257 OGDEN AVENUE	NY	10452	School Garden
Highland Park Community School	IS	760	Brooklyn	528 RIDGEWOOD AVENUE	NY	11208	School Garden
Hillcrest High School	HS	505	Queens	160-05 HIGHLAND AVENUE	NY	11432	School Garden
Homecrest	PS	153	Brooklyn	1970 HOMECREST AVENUE	NY	11229	School Garden
Homecrest	PS	153	Brooklyn	1970 HOMECREST AVENUE	NY	11229	School Garden
Horace Greeley	IS	010	Queens	45-11 31ST AVE	NY	11103	School Garden
Horace Greeley	IS	010	Queens	45-11 31ST AVE	NY	11103	School Garden

NAME	TYPE	NUMBER	BOROUGH	ADDRESS	STATE	ZIP	PROJECT
Horace Mann	PS	090	Queens	86-50 109 STREET	NY	11418	School Garden
Horan School	PS	079	Manhattan	55 EAST 120 STREET	NY	10035	School Garden
Hubert H. Humphrey	PS	057	Staten Island	140 PALMA DRIVE	NY	10304	School Garden
Hudson Cliffs	PS/IS	187	Manhattan	349 CABRINI BOULEVARD	NY	10040	School Garden
Hudson Guild Children's Center	Pre-K		Manhattan	459 West 26th Street	NY	10001	School Garden
Hudson High School of Learning Technologies	HS	437	Manhattan	351 WEST 18 STREET	NY	10011	School Garden
Hugo Newman	PS	180	Manhattan	370 WEST 120 STREET	NY	10027	School Garden
Hunter College Elementary School	PS	998	Manhattan	71 East 94th Street	NY	10128	School Garden
Hunters Point Community Middle School		291	Queens	1-50 51ST AVENUE	NY	11101	School Garden
I033K	P (District 75)	368	Brooklyn	70 TOMPKINS AVENUE	NY	11206	School Garden
Ida Posner	PS	165	Brooklyn	76 LOTT AVENUE	NY	11212	School Garden
Imagine Me Leadership Charter School		785	Brooklyn	818 SCHENCK AVENUE	NY	11207	School Garden
Inner Force Tots	Pre-K		Brooklyn	1181 E. New York Avenue	NY	11212	School Garden
Inocencio Casanova	PS	062	Bronx	660 FOX STREET	NY	10455	School Garden
Institute for Collaborative Education	MS/HS	407	Manhattan	345 EAST 15TH STREET	NY	10003	School Garden
International Arts Business School	HS	544	Brooklyn	600 Kingston Avenue	NY	11203	School Garden
International High School at Prospect Heights	HS	524	Brooklyn	883 CLASSON AVENUE	NY	11225	School Garden
International High School for Health Sciences	HS	236	Queens	48-01 90 STREET	NY	11373	School Garden
Inwood	JHS	052	Manhattan	650 ACADEMY STREET	NY	10034	School Garden
Irwin Altman Middle School 172		172	Queens	81-14 257 STREET	NY	11004	School Garden
Isaac Bildersee	IS	068	Brooklyn	956 EAST 82 STREET	NY	11236	School Garden
Isaac Clason	PS	100	Bronx	800 TAYLOR AVENUE	NY	10473	School Garden
Isaac Remsen	PS	147	Brooklyn	325 BUSHWICK AVENUE	NY	11206	School Garden
Isador E. Ida Straus	PS	198	Manhattan	1700 THIRD AVENUE	NY	10128	School Garden
J. Keld / Briarwood School	PS	117	Queens	85-15 143 STREET	NY	11435	School Garden
J. M. Rapport School Career Development	HS	754	Bronx	470 JACKSON AVENUE	NY	10455	School Garden
Jackson Heights	PS	069	Queens	77-02 37 AVENUE	NY	11372	School Garden
Jacob August Riis	PS/MS	126	Manhattan	80 CATHERINE STREET	NY	10038	School Garden
Jacqueline Kennedy Onassis High School	HS	529	Manhattan	120 WEST 46 STREET	NY	10036	School Garden
Jacques Cartier	PS	102	Manhattan	315 EAST 113 STREET	NY	10029	School Garden
James Madison High School	HS	425	Brooklyn	3787 BEDFORD AVENUE	NY	11229	School Garden

NAME	TYPE	NUMBER	BOROUGH	ADDRESS	STATE	ZIP	PROJECT
James P. Sinnott	JHS	218	Brooklyn	370 FOUNTAIN AVENUE	NY	11208	School Garden
Janice Marie Knight School	PS	235	Brooklyn	525 Lenox Road	NY	11203	School Garden
Jesse Owens	PS	026	Brooklyn	1014 LAFAYETTE AVENUE	NY	11221	School Garden
Jessie Isador Straus	PS	199	Manhattan	270 WEST 70 STREET	NY	10023	School Garden
John Adams- YABC	HS	487	Queens	101 Rockaway Blvd	NY	11417	School Garden
John B. Russwurm	PS	197	Manhattan	2230 5 AVENUE	NY	10037	School Garden
John Bowne	PS	020	Queens	142-30 BARCLAY AVENUE	NY	11355	School Garden
John Ericsson Middle School 126	MS	126	Brooklyn	424 LEONARD STREET	NY	11222	School Garden
John F. Hylan	PS	257	Brooklyn	60 COOK STREET	NY	11206	School Garden
John F. Kennedy Jr. School	HS	721	Queens	57-12 94 STREET	NY	11373	School Garden
John J. Driscoll	PS	016	Staten Island	80 MONROE AVENUE	NY	10301	School Garden
John M. Harrigan	PS	029	Brooklyn	425 HENRY STREET	NY	11201	School Garden
John Peter Zenger	PS	018	Bronx	502 MORRIS AVENUE	NY	10451	School Garden
John V. Lindsay Wildcat Academy Charter School	Charter	707	Manhattan	17 BATTERY PLACE	NY	10004	School Garden
John W. Kimball Learning Center	PS	107	Brooklyn	1301 8 AVENUE	NY	11215	School Garden
Jonas Bronck	PS	043	Bronx	165 BROWN PLACE	NY	10454	School Garden
Jonathan D. Hyatt	PS	154	Bronx	333 EAST 135 STREET	NY	10454	School Garden
Jonathan Levin High School for Media and Communications	HS	414	Bronx	240 EAST 172 STREET	NY	10457	School Garden
Jordan L. Mott	MS	022	Bronx	270 EAST 167 STREET	NY	10456	School Garden
Jose Celso Barbosa	PS	206	Manhattan	508 EAST 120 STREET	NY	10035	School Garden
Jose De Diego	PS/MS	084	Brooklyn	250 BERRY STREET	NY	11249	School Garden
Joseph B Cavallaro	IS	281	Brooklyn	8787 24 AVENUE	NY	11214	School Garden
Joseph F Lamb	PS	206	Brooklyn	2200 GRAVESEND NECK ROAD	NY	11229	School Garden
Joseph P. Addabbo	PS	064	Queens	82-01 101 AVENUE	NY	11416	School Garden
Joseph Pulitzer	IS	145	Queens	33-34 80 STREET	NY	11372	School Garden
Joseph R. Drake	PS	048	Bronx	1290 SPOFFORD AVENUE	NY	10474	School Garden
Journey Prep School	PS	069	Bronx	560 THIERIOT AVENUE	NY	10473	School Garden
Kensington	PS	179	Brooklyn	202 AVENUE C	NY	11218	School Garden
Kings College School	PS	094	Bronx	3530 KINGS COLLEGE PLACE	NY	10467	School Garden
Kingsbridge Heights	PS	086	Bronx	2756 RESERVOIR AVENUE	NY	10468	School Garden
KIPP Academy Charter School	Charter	704	Bronx	250 EAST 156 STREET	NY	10451	School Garden

NAME	TYPE	NUMBER	BOROUGH	ADDRESS	STATE	ZIP	PROJECT
Kurt Hahn Expeditionary Learning School	HS	569	Brooklyn	5800 TILDEN AVENUE	NY	11203	School Garden
Langston Hughes - PS 233	PS	233	Brooklyn	9301 AVENUE B	NY	11236	School Garden
Launch Expeditionary Learning Charter School	Charter	360	Brooklyn	1580 DEAN STREET	NY	11213	School Garden
Learners and Leaders	PS	305	Queens	378 SENECA AVENUE	NY	11385	School Garden
Lefferts Park	PS	112	Brooklyn	7115 15 AVENUE	NY	11228	School Garden
Leonard Dunkly	PS	016	Brooklyn	157 WILSON STREET	NY	11211	School Garden
Lewis and Clark School	PS	012	Bronx	2555 TRATMAN AVENUE	NY	10461	School Garden
Lewis H. Latimer	PS	056	Brooklyn	170 GATES AVENUE	NY	11238	School Garden
Liberty High School Academy for Newcomers	PS	089	Manhattan	250 WEST 18 STREET	NY	10011	School Garden
Lifeline Center for Child Development	PS	023	Queens	80-09 Winchester Blvd	NY	11427	School Garden
Lillian L. Rashkis	PS	371	Brooklyn	355 37 STREET	NY	11232	School Garden
Lillian Weber School of the Arts	PS	084	Manhattan	32 West 92nd Street	NY	10025	School Garden
Lillie D. Blake	PS	006	Manhattan	45 EAST 81 STREET	NY	10028	School Garden
Linden Tree Elementary School		567	Bronx	1560 PURDY STREET	NY	10462	School Garden
Lindenwood	PS	232	Queens	153-23 83 STREET	NY	11414	School Garden
Lindenwood	PS	232	Queens	153-23 83 STREET	NY	11414	School Garden
Long Island City High School	HS	450	Queens	14-30 BROADWAY	NY	11106	School Garden
Longwood Academy of Discovery	PS	333	Bronx	888 REV J A POLITE AVE	NY	10459	School Garden
Louis Armstrong	PS	143	Queens	34-74 113 STREET	NY	11368	School Garden
Louis Armstrong	IS	227	Queens	32-02 JUNCTION BOULEVARD	NY	11369	School Garden
Louis Marshall	PS	276	Brooklyn	1070 EAST 83 STREET	NY	11236	School Garden
Lower East Side Preparatory High School	HS	515	Manhattan	145 STANTON STREET	NY	10002	School Garden
Lucero Elementary School	PS	311	Bronx	1425 WALTON AVENUE	NY	10452	School Garden
Luis Llorens Elementary School	PS	114	Bronx	1155 Cromwell Avenue	NY	10452	School Garden
Luisa Dessus Cruz	MS	302	Bronx	681 KELLY STREET	NY	10455	School Garden
Lyndon B. Johnson	PS	151	Brooklyn	763 KNICKERBOCKER AVENUE	NY	11207	School Garden
Lyons Community School	MS/HS	586	Brooklyn	223 GRAHAM AVENUE	NY	11206	School Garden
M. L. Lindemeyer	PS	013	Staten Island	191 VERMONT AVENUE	NY	10305	School Garden
M. S. 297	MS	297	Manhattan	75 Morton Street	NY	10014	School Garden
Magnet School of Math, Science and Design Technology	PS	010	Brooklyn	511 7 AVENUE	NY	11215	School Garden
Main Site- Marathon School	P (District 75)	811	Queens	61-25 Marathon Parkway	NY	11362	School Garden

NAME	TYPE	NUMBER	BOROUGH	ADDRESS	STATE	ZIP	PROJECT
Mamie Fay	PS	122	Queens	21-21 DITMARS BOULEVARD	NY	11105	School Garden
Manhattan Alternate Learning Center @ High-bridge	PS	828	Manhattan	80 Audubon Avenue	NY	10032	School Garden
Manhattan Hunter Science High School	HS	541	Manhattan	122 AMSTERDAM AVENUE	NY	10023	School Garden
Manhattan Middle School for Scientific Inquiry	MS	328	Manhattan	401 WEST 164 STREET	NY	10032	School Garden
Manhattan Occupational Training Center	PS	721	Manhattan	250 WEST HOUSTON STREET	NY	10014	School Garden
Manhattan School for Career Development	HS	751	Manhattan	113 EAST 4TH STREET	NY	10003	School Garden
Manhattan School for Children	PS	333	Manhattan	154 WEST 93 STREET	NY	10025	School Garden
Margaret Douglas	PS	036	Manhattan	123 MORNINGSIDE DRIVE	NY	10027	School Garden
Margaret Emery-Elm Park	PS	021	Staten Island	168 HOOKER PLACE	NY	10303	School Garden
Margaret S. Douglas	HS	292	Brooklyn	301 VERMONT STREET	NY	11207	School Garden
Marine Park	IS	278	Brooklyn	1925 STUART STREET	NY	11229	School Garden
Marino Jeantet	PS	019	Queens	98-02 ROOSEVELT AVENUE	NY	11368	School Garden
Martin Van Buren High School	HS	435	Queens	230-17 HILLSIDE AVENUE	NY	11427	School Garden
Mary D. Carter	PS	151	Queens	50-05 31 AVENUE	NY	11377	School Garden
Mary White Ovington	PS/IS	030	Brooklyn	7002 4TH AVENUE	NY	11209	School Garden
Maspeth Elem	PS	153	Queens	60-02 60 LANE	NY	11378	School Garden
Maspeth High School	HS	585	Queens	54-40 74TH STREET	NY	11373	School Garden
Maurice A. Fitzgerald	PS	199	Queens	39-20 48 AVENUE	NY	11104	School Garden
Mayda Cortiella	PS	075	Brooklyn	95 GROVE STREET	NY	11221	School Garden
Mckinley Park	PS	127	Brooklyn	7805 7 AVENUE	NY	11228	School Garden
Medgar Evers College Preparatory School	MS/HS	590	Brooklyn	1186 CARROLL STREET	NY	11225	School Garden
Melrose School	PS/MS	029	Bronx	758 COURTLANDT AVENUE	NY	10451	School Garden
Merrick Academy - Queens Public Charter School	CS	704	Queens	136-25 218 STREET	NY	11413	School Garden
Metropolitan Expeditionary Learning School	MS/HS	167	Queens	91-30 METROPOLITAN AVENUE	NY	11375	School Garden
Meyer London	PS	002	Manhattan	122 HENRY STREET	NY	10002	School Garden
Michael E. Berdy	PS	188	Brooklyn	3314 NEPTUNE AVENUE	NY	11224	School Garden
Michael Friedsam	PS	214	Brooklyn	2944 PITKIN AVENUE	NY	11208	School Garden
Mickey Mantle School	PS	811	Manhattan	466 WEST END AVENUE	NY	10024	School Garden
Middle School 322	MS	322	Manhattan	4600 BROADWAY	NY	10040	School Garden
Middle School for Art and Philosophy		588	Brooklyn	1084 LENOX ROAD	NY	11212	School Garden

NAME	TYPE	NUMBER	BOROUGH	ADDRESS	STATE	ZIP	PROJECT
Midtown West	PS	212	Manhattan	328 WEST 48 STREET	NY	10036	School Garden
Midwood High School	HS	405	Brooklyn	2839 BEDFORD AVENUE	NY	11210	School Garden
Millennium High School	HS	418	Manhattan	75 BROAD STREET	NY	10004	School Garden
Mott Hall Bridges Academy	MS	671	Brooklyn	210 CHESTER STREET	NY	11212	School Garden
Mott Hall IV	MS	522	Brooklyn	1137 HERKIMER STREET	NY	11233	School Garden
Mott Hall V	HS	242	Bronx	1551 EAST 172ND STREET	NY	10472	School Garden
Mott Haven Academy Charter School	IS	394	Bronx	170 BROWN PLACE	NY	10454	School Garden
Mount Eden Children's Academy	PS	555	Bronx	1501 JEROME AVENUE	NY	10452	School Garden
MS 890	MS	890	Brooklyn	"21 HINCKLEY PLACE"	NY	11218	School Garden
Murray Hill Academy	MS	432	Manhattan	111 EAST 33RD STREET	NY	10016	School Garden
Murry Bergtraum High School for Business Careers	HS	520	Manhattan	411 PEARL STREET	NY	10038	School Garden
Muscota	PS	314	Manhattan	4862 BROADWAY	NY	10034	School Garden
Museum Magnet School - Historic Record MOVED	PS	191	Manhattan	210 West 61 Street	NY	10023	School Garden
Myra S. Barnes	IS	024	Staten Island	225 CLEVELAND AVENUE	NY	10308	School Garden
Naples Street Elementary School	PS	009	Staten Island	1055 TARGEE STREET	NY	10304	School Garden
Nathaniel Hawthorne	JHS	074	Queens	61-15 OCEANIA STREET	NY	11364	School Garden
Neighborhood Charter School of Harlem		100	Manhattan	132 W 124 STREET	NY	10027	School Garden
Neighborhood School	PS	363	Manhattan	121 EAST 3 STREET	NY	10009	School Garden
Nelson A. Rockefeller	PS	121	Brooklyn	5301 20 AVENUE	NY	11204	School Garden
New American Academy	PS	770	Brooklyn	60 EAST 94 STREET	NY	11212	School Garden
New American Academy Charter School	PS	736	Brooklyn	5800 TILDEN AVENUE	NY	11203	School Garden
New choice ES at Q892	PS	360	Queens	199-10 112 AVENUE	NY	11412	School Garden
New Dawn Charter High School	Charter	486	Brooklyn	242 HOYT STREET	NY	11217	School Garden
New Explorations into Science, Technology and Math High School	PS/MS	539	Manhattan	111 COLUMBIA STREET	NY	10002	School Garden
New Visions Charter High School for Advanced Math and Science II	HS	202	Bronx	900 TINTON AVENUE	NY	10456	School Garden
New Voices School of Academic & Creative Arts	MS	443	Brooklyn	330 18 STREET	NY	11215	School Garden
New York City Children's Center - Queens	P (District 75)	023	Queens	74-03 Commonwealth Boulevard	NY	11426	School Garden
New York City Montessori Charter School	Charter	554	Bronx	423 East 138th Street	NY	10454	School Garden
New York French American Charter School	Charterm	483	Manhattan	311 WEST 120TH STREET	NY	10027	School Garden
Newcomers High School	HS	555	Queens	28-01 41 AVENUE	NY	11101	School Garden

NAME	TYPE	NUMBER	BOROUGH	ADDRESS	STATE	ZIP	PROJECT
Newport	PS	184	Brooklyn	273 NEWPORT STREET	NY	11212	School Garden
Newtown High School	HS	455	Queens	48-01 90 STREET	NY	11373	School Garden
Nicholas Cardell Day Care Center	Pre-K		Manhattan	84 Vermilyea Avenue	NY	10034	School Garden
Norwood Heights	PS	056	Bronx	3177 WEBSTER AVENUE	NY	10467	School Garden
NYC iSchool	HS	376	Manhattan	131 AVENUE OF THE AMERICAS	NY	10013	School Garden
Oliver H. Perry	PS	034	Brooklyn	131 NORMAN AVENUE	NY	11222	School Garden
Oliver W. Holmes	IS	204	Queens	36-41 28 STREET	NY	11106	School Garden
Open Door Child Care Center	Pre-K		Manhattan	820 Columbus Avenue	NY	10025	School Garden
Osmond A Church	PS	124	Queens	129-15 150 AVENUE	NY	11420	School Garden
Ovington	PS	176	Brooklyn	1225 69 STREET	NY	11219	School Garden
P.O. Michael J. Buczek	PS	048	Manhattan	4360-78 BROADWAY	NY	10033	School Garden
P.O.George J. Werdann, III	PS/MS	020	Bronx	3050 WEBSTER AVENUE	NY	10467	School Garden
P004Q @213	P (District 75)	004	Queens	231-02 67th Avenue	NY	11364	School Garden
P004Q @P179Q	P (District 75)	004	Queens	196-25 PECK AVENUE	NY	11365	School Garden
P141@MS35	P (District 75)	141	Brooklyn	272 MacDonough St	NY	11233	School Garden
P186X @140	"PS/MS "	186	Bronx	750 JENNINGS STREET	NY	10459	School Garden
P233Q@42	P (District 75)	233	Queens	488 Beach 66th St	NY	11692	School Garden
P233Q@686	P (District 75)	233	Queens	"91-30 Metropolitan Ave "	NY	11375	School Garden
P233Q@875	P (District 75)	233	Queens	114-43 142nd Street	NY	11436	School Garden
P53K	PS	053	Brooklyn	544 7TH AVENUE	NY	11215	School Garden
P53K@ Spring Creek	HS	053	Brooklyn	1065 Elton Street	NY	11239	School Garden
P721X@P368X	P (District 75)	721	Bronx	2975 Tibett Avenue	NY	10463	School Garden
P993Q @ MS72	P (District 75)	993	Queens	133-25 Guy Brewer Blvd	NY	11434	School Garden
Paerdegat	PS	251	Brooklyn	1037 EAST 54 STREET	NY	11234	School Garden
Park Place Community Middle School	MS	266	Brooklyn	62 PARK PLACE	NY	11217	School Garden
Park Slope	PS	282	Brooklyn	180 6 AVENUE	NY	11217	School Garden
Park Terrace	PS/IS	018	Manhattan	4124 9 AVENUE	NY	10034	School Garden
Parkside Preparatory Academy	MS	002	Brooklyn	655 PARKSIDE AVENUE	NY	11226	School Garden
Patrick F. Daly	PS	015	Brooklyn	71 SULLIVAN STREET	NY	11231	School Garden
Patrick Henry	PS	171	Manhattan	19 EAST 103 STREET	NY	10029	School Garden
Paul Klapper	PS	219	Queens	144-39 GRAVETT ROAD	NY	11367	School Garden

NAME	TYPE	NUMBER	BOROUGH	ADDRESS	STATE	ZIP	PROJECT
Paula Hedbavny School	PS/MS	278	Manhattan	421 W 219TH ST	NY	10034	School Garden
Pedro Albizu Campos	PS/MS	161	Manhattan	499 WEST 133 STREET	NY	10027	School Garden
Pelham Gardens Middle School	MS	566	Bronx	2545 GUNTHER AVENUE	NY	10469	School Garden
Performance School	Charter	385	Bronx	750 CONCOURSE VILLAGE WEST	NY	10451	School Garden
Peter Rouget	MS	088	Brooklyn	544 7TH AVENUE	NY	11215	School Garden
Philip Livingston	PS	261	Brooklyn	314 PACIFIC STREET	NY	11201	School Garden
Philippa Schuyler	JHS	383	Brooklyn	1300 GREENE AVENUE	NY	11237	School Garden
Pioneer Academy	PS	307	Queens	40-20 100TH STREET	NY	11368	School Garden
Port Richmond High School	HS	445	Staten Island	85 ST JOSEPHS AVENUE	NY	10302	School Garden
Professional Pathways High School	HS	630	Brooklyn	3000 AVENUE X	NY	11235	School Garden
Professional Pathways High School	HS	630	Brooklyn	3000 AVENUE X	NY	11235	School Garden
Professor Juan Bosch Public School	PS	178	Manhattan	12-18 ELLWOOD STREET	NY	10040	School Garden
Promise Academy 1 Upper	Charter	999	Manhattan	245 West 129th St	NY	10027	School Garden
PS 188x@HS790x	PS	188	Bronx	730 Concourse Village West	NY	10451	School Garden
PS 368 @PS293K - District 75 Star Academy	P (District 75)	368	Brooklyn	284 Baltic Street	NY	11201	School Garden
PS 452	PS	452	Manhattan	210 W 61st St	NY	10023	School Garden
PS004Q@ Skillman Avenue	PS	004	Queens	24-30 Skillman Avenue	NY	11101	School Garden
PS231 P231k@238	PS	721	Brooklyn	5601 16 AVENUE	NY	11223	School Garden
PS36K @ Flatbush Town Hall	PS	036	Brooklyn	35 Snyder Avenue	NY	11226	School Garden
PS811Q@ Queens High School of Teaching	PS	811	Queens	74-20 Commonwealth Blvd.	NY	11426	School Garden
Purvis J. Behan	PS	011	Brooklyn	419 WAVERLY AVENUE	NY	11238	School Garden
Queens Children's Psychiatric Center	PS	023	Queens	74-03 COMMONWEALTH BOULEVARD	NY	11426	School Garden
Queens Collegiate: A College Board School		310	Queens	167-01 GOTHIC DRIVE	NY	11432	School Garden
Queens High School of Teaching, Liberal Arts and the Sciences	HS	566	Queens	74-20 COMMONWEALTH BLVD	NY	11426	School Garden
Queens Vocational and Technical High School	HS	600	Queens	37-02 47 AVENUE	NY	11101	School Garden
Quest to Learn		422	Manhattan	351 WEST 18 STREET	NY	10011	School Garden
Rachel Jean Mitchell	PS/IS	137	Brooklyn	121 SARATOGA AVENUE	NY	11233	School Garden
Rafael Hernandez Dual Language Magnet School	PS/IS	218	Bronx	1220 GERARD AVENUE	NY	10452	School Garden
Ralph Bunche	PS	125	Manhattan	425 W 123 Street	NY		School Garden
Renaissance Charter School	Charter	705	Queens	35-59 81ST STREET	NY	11372	School Garden

NAME	TYPE	NUMBER	BOROUGH	ADDRESS	STATE	ZIP	PROJECT
Renaissance High School for Musical Theater & Technology	HS	293	Bronx	3000 EAST TREMONT AVENUE	NY	10461	School Garden
Richard Rodgers	PS	096	Bronx	650 WARING AVENUE	NY	10467	School Garden
Richmond Hill High School	HS	475	Queens	89-30 114 STREET	NY	11418	School Garden
Ridgewood	IS	093	Queens	66-56 FOREST AVENUE	NY	11385	School Garden
River East Elementary	PS	037	Manhattan	508 EAST 120 STREET	NY	10035	School Garden
Riverdale Avenue Community School	PS	446	Brooklyn	76 RIVERDALE AVENUE	NY	11212	School Garden
Riverside School for Makers and Artists (PS 191)	PS	191	Manhattan	300 W 61st St	NY	10023	School Garden
Robert A. Van Wyck	JHS	217	Queens	85-05 144 STREET	NY	11435	School Garden
Robert E. Simon	PS	165	Manhattan	234 WEST 109 STREET	NY	10025	School Garden
Robert F. Kennedy Community High School	HS	670	Queens	75-40 PARSONS BOULEVARD	NY	11366	School Garden
Robert F. Wagner	PS	078	Queens	48-09 CENTER BOULEVARD	NY	11109	School Garden
Robert F. Wagner	MS	167	Manhattan	220 EAST 76 STREET	NY	10021	School Garden
Robert Fulton	PS	008	Brooklyn	37 HICKS STREET	NY	11201	School Garden
Robert H. Goddard	MS	202	Queens	138-30 LAFAYETTE STREET	NY	11417	School Garden
Robert H. Goddard High School of Communication Arts and Technology	HS	308	Queens	138-30 LAFAYETTE STREET	NY	11417	School Garden
Robert J. Christen	PS	081	Bronx	5550 RIVERDALE AVENUE	NY	10471	School Garden
Robert Randall/ 373@ PS40	PS	373	Staten Island	91 henderson avenue	NY	10301	School Garden
Robert Simon	PS	064	Manhattan	600 EAST 6 STREET	NY	10009	School Garden
Roberto Clemente	PS	015	Manhattan	333 EAST 4 STREET	NY	10009	School Garden
Roberto Clemente	PS	038	Manhattan	232 EAST 103 STREET	NY	10029	School Garden
Rocco Laurie	IS	072	Staten Island	33 FERNDALE AVENUE	NY	10314	School Garden
Roland Patterson	IS	229	Bronx	275 HARLEM RIVER PARK BRIDGE	NY	10453	School Garden
Ronald Edmonds Learning Center	MS	113	Brooklyn	300 ADELPHI STREET	NY	11205	School Garden
Ronald Edmonds Learning Center II	MS	484	Brooklyn	430 HOWARD AVENUE	NY	11233	School Garden
Roosevelt Island	PS	217	Manhattan	645 MAIN STREET	NY	10044	School Garden
Rose E. Scala	PS	071	Bronx	3040 ROBERTS AVENUE	NY	10461	School Garden
Roy H. Mann	JHS	078	Brooklyn	1420 EAST 68 STREET	NY	11234	School Garden
Russell Sage	MS	190	Queens	68-17 AUSTIN STREET	NY	11375	School Garden
Ryer Avenue Elementary School	PS	009	Bronx	230 EAST 183 STREET	NY	10458	School Garden
Saint Albans School	PS	036	Queens	187-01 FOCH BOULEVARD	NY	11412	School Garden

NAME	TYPE	NUMBER	BOROUGH	ADDRESS	STATE	ZIP	PROJECT
Saint Clair Mckelway	PS	178	Brooklyn	2163 DEAN STREET	NY	11233	School Garden
Samara Community School	PS	458	Bronx	1550 VYSE AVENUE	NY	10460	School Garden
Samuel C. Barnes	PS	054	Brooklyn	195 SANFORD STREET	NY	11205	School Garden
Samuel F. Dupont	PS	031	Brooklyn	75 MESEROLE AVENUE	NY	11222	School Garden
Samuel Gompers Career and Technical Education High School	HS	655	Bronx	455 Southern Blvd	NY	10455	School Garden
Samuel Stern	PS/MS	007	Manhattan	160 EAST 120 STREET	NY	10035	School Garden
Scholars' Academy	MS/HS	323	Queens	320 BEACH 104TH STREET	NY	11694	School Garden
School for Career Development	HS	753	Brooklyn	510 CLERMONT AVENUE	NY	11238	School Garden
School for Democracy and Leadership	HS	533	Brooklyn	600 KINGSTON AVENUE	NY	11203	School Garden
School for Environmental Citizenship	PS	386	Bronx	125 EAST 181 STREET	NY	10453	School Garden
School for Excellence	HS	404	Bronx	1110 Boston Road	NY	10456	School Garden
School for Global Leaders	MS	378	Manhattan	145 STANTON STREET	NY	10002	School Garden
School for Human Rights, The	HS	531	Brooklyn	600 KINGSTON AVENUE	NY	11203	School Garden
School for Innovation	MS	442	Brooklyn	500 19th STREET	NY	11231	School Garden
School in the Gardens	PS	101	Queens	2 RUSSELL PLACE	NY	11375	School Garden
School of Authors	HS	108	Manhattan	1615 MADISON AVENUE	NY	10029	School Garden
School of Cooperative Technical Education	HS	645	Manhattan	321 East 96th Street	NY	10128	School Garden
School of Higher Expectations	PS	066	Bronx	1001 JENNINGS STREET	NY	10460	School Garden
School of Math, Science, and Healthy Living	PS	971	Brooklyn	6214 4TH AVENUE	NY	11220	School Garden
School of Performing Arts	IS	217	Bronx	977 FOX STREET	NY	10459	School Garden
School of Science & Technology	PS	152	Brooklyn	725 EAST 23 STREET	NY	11210	School Garden
School of the Future High School	HS	413	Manhattan	127 EAST 22 STREET	NY	10010	School Garden
Secondary School for Journalism	HS	463	Brooklyn	237 7 AVENUE	NY	11215	School Garden
Sedgwick	PS	109	Bronx	1771 POPHAM AVENUE	NY	10453	School Garden
Sen Abraham Bernstein	PS	105	Bronx	725 BRADY AVENUE	NY	10462	School Garden
Seth Low	IS	096	Brooklyn	99 AVENUE P	NY	11204	School Garden
Sheldon A. Brookner	PS	135	Brooklyn	684 LINDEN BOULEVARD	NY	11203	School Garden
Shirlee Solomon	PS	008	Staten Island	112 LINDENWOOD ROAD	NY	10308	School Garden
Shorac Kappock	PS	098	Manhattan	512 WEST 212 STREET	NY	10034	School Garden
Shuang Wen	PS	184	Manhattan	327 CHERRY STREET	NY	10002	School Garden
Silas B. Dutcher	PS	124	Brooklyn	515 4 AVENUE	NY	11215	School Garden

NAME	TYPE	NUMBER	BOROUGH	ADDRESS	STATE	ZIP	PROJECT
Sisulu-Walker Charter School of Harlem	Charter	702	Manhattan	125 WEST 115 STREET	NY	10026	School Garden
South Brooklyn Community High School	HS	698	Brooklyn	173 CONOVER STREET	NY	11231	School Garden
Spectrum School @361	PS	094	Manhattan	610 East 12th Street	NY	10009	School Garden
Spuyten Duyvil	PS	024	Bronx	660 WEST 236 STREET	NY	10463	School Garden
St. Mark's Head Start & UPK	Pre-K		Brooklyn	2017 Beverly Road	NY	11226	School Garden
State Street	PS	032	Queens	171-11 35 AVENUE	NY	11358	School Garden
Staten Island School of Civic Leadership	PS	861	Staten Island	280 REGIS DRIVE	NY	10314	School Garden
Steinway	PS/MS	084	Queens	22-45 41 STREET	NY	11105	School Garden
Stephen A. Halsey	HS	157	Queens	63-55 102ND STREET	NY	11374	School Garden
Stephen McSweeney School	PS	721	Bronx	2697 WESTCHESTER AVENUE	NY	10461	School Garden
Stuyvesant High School	HS	475	Manhattan	345 CHAMBERS STREET	NY	10282	School Garden
Success Academy Charter School - Bronx 2	PS	494	Bronx	450 SAINT PAUL'S PLACE	NY	10456	School Garden
Sunset Park	PS	169	Brooklyn	4305 7 AVENUE	NY	11232	School Garden
Sunset Park Avenue Elementary School	PS	516	Brooklyn	4222 4th Avenue	NY	11232	School Garden
Surfside	PS	329	Brooklyn	2929 WEST 30 STREET	NY	11224	School Garden
Suydam	PS	123	Brooklyn	100 IRVING AVENUE	NY	11237	School Garden
Talfourd Lawn Elementary School	PS	050	Queens	143-26 101 AVENUE	NY	11435	School Garden
Teachers College Community School	PS	517	Manhattan	168 MORNINGSIDE AVENUE	NY	10027	School Garden
Teachers Preparatory High School	HS	697	Brooklyn	226 BRISTOL STREET	NY	11212	School Garden
Tech International Charter School	Charter	258	Bronx	3120 Corlear Avenue	NY	10463	School Garden
Teunis G. Bergen	PS	009	Brooklyn	80 UNDERHILL AVENUE	NY	11238	School Garden
Thaddeus Stevens	PS	081	Brooklyn	990 DEKALB AVENUE	NY	11221	School Garden
The 47 American Sign Language & English Lower School	PS	347	Manhattan	225 EAST 23 STREET	NY	10010	School Garden
The Academy for Excellence through the Arts	PS	303	Queens	108-55 69 AVENUE	NY	11375	School Garden
The Academy of the Arts		335	Bronx	888 REV J A POLITE AVE	NY	10459	School Garden
The Active Learning Elementary School	PS	244	Queens	137-20 FRANKLIN AVENUE	NY	11355	School Garden
The Bayview	PS	102	Brooklyn	211 72 STREET	NY	11209	School Garden
The Bedford Village	PS	003	Brooklyn	50 JEFFERSON AVENUE	NY	11216	School Garden
The Bellaire School	PS	135	Queens	207-11 89 AVENUE	NY	11427	School Garden
The Benjamin Franklin Health & Science Academy	PS/IS	157	Brooklyn	850 KENT AVENUE	NY	11205	School Garden
The Bergen	PS	001	Brooklyn	309 47 Street	NY	11201	School Garden

NAME	TYPE	NUMBER	BOROUGH	ADDRESS	STATE	ZIP	PROJECT
The Bilingual Center	PS	189	Brooklyn	1100 EAST NEW YORK AVENUE	NY	11212	School Garden
The Bronx School of Young Leaders	MS	331	Bronx	40 WEST TREMONT AVENUE	NY	10453	School Garden
The Carl Ullman School	PS	213	Queens	231-02 67 AVENUE	NY	11364	School Garden
The Carroll	PS	058	Brooklyn	330 SMITH STREET	NY	11231	School Garden
The Carteret School	PS	026	Staten Island	4108 VICTORY BOULEVARD	NY	10314	School Garden
The Castle Hill	MS/HS	127	Bronx	1560 PURDY STREET	NY	10462	School Garden
The Caton	PS	249	Brooklyn	18 MARLBOROUGH ROAD	NY	11226	School Garden
The Children's School	PS	372	Brooklyn	512 CARROLL STREET	NY	11215	School Garden
The Children's Workshop School	PS	361	Manhattan	610 EAST 12 STREET	NY	10009	School Garden
The Christa McAuliffe School	IS	187	Brooklyn	1171 65 STREET	NY	11219	School Garden
The Computer School	MS	245	Manhattan	100 WEST 77 STREET	NY	10024	School Garden
The Conselyea School	PS	132	Brooklyn	320 MANHATTAN AVENUE	NY	11211	School Garden
The Cultural Arts Academy at Spring Creek Charter School	CS	792	Brooklyn	1400 LINDEN BOULEVARD	NY	11212	School Garden
The Dual Language School of International Studies	PS	024	Brooklyn	427 38 STREET	NY	11232	School Garden
"The Earth School "	PS	364	Manhattan	600 East 6 Street	NY	10009	School Garden
The East Village Community School (EVCS)		315	Manhattan	610 EAST 12 STREET	NY	10009	School Garden
The Environmental Study Center		ESC	Brooklyn	7151 Avenue T	NY	11234	School Garden
The Equality Charter School	Charter	488	Bronx	4140 HUTCHINSON RIVER PKWAY EA	NY	10475	School Garden
The Equity Project Charter School (TEP)		430	Manhattan	549 AUDOBON AVENUE	NY	10040	School Garden
The Ethical Community Charter School (TECCS)	PS	734	Brooklyn	700 PARK AVENUE	NY	11206	School Garden
The Family School	PS	443	Bronx	1116 SHERIDAN AVENUE	NY	10456	School Garden
The Fort Hamilton School	PS/IS	104	Brooklyn	9115 5 AVENUE	NY	11209	School Garden
The George E. Wibecan Preparatory Academy	PS	309	Brooklyn	794 MONROE STREET	NY	11221	School Garden
The Gordon Parks School	PS	270	Queens	233-15 MERRICK BOULEVARD	NY	11422	School Garden
The Gregory Jacko Jackson School of Sports, Art, and Technology	PS	284	Brooklyn	213 OSBORN STREET	NY	11212	School Garden
The Highbridge Green School	IS	361	Bronx	200 West 167th Street	NY	10452	School Garden
The Horace Harding School	PS	206	Queens	61-02 98 STREET	NY	11374	School Garden
The Hungerford School - Main Site	P (District 75)	721	Staten Island	155 Tompkins Avenue.	NY	10304	School Garden
The Hunts Point School	PS	424	Bronx	730 BRYANT AVENUE	NY	10474	School Garden
The Jim Thorpe School	PS	370	Brooklyn	3000 WEST 1 STREET	NY	11224	School Garden

NAME	TYPE	NUMBER	BOROUGH	ADDRESS	STATE	ZIP	PROJECT
The Kathleen Grimm School for Leadership and Sustainability	PS	062	Staten Island	644 Bloomingdale Road	NY	10309	School Garden
The Kings Highway Academy	PS	197	Brooklyn	1599 EAST 22 STREET	NY	11210	School Garden
The Locke School of Arts and Engineering (prev The Early Childhood Discovery and Design Magnet School)	PS	185	Manhattan	20 WEST 112 STREET	NY	10026	School Garden
The Lynn Gross Discovery School	PS	175	Queens	64-35 102 STREET	NY	11374	School Garden
The Magnet School for Math and Science Inquiry	PS	192	Brooklyn	4715 18 AVENUE	NY	11204	School Garden
The Marie Curie School for Medicine, Nursing, and Health Professions	HS	237	Bronx	120 WEST 231 STREET	NY	10463	School Garden
The Math & Science Exploratory School	MS	447	Brooklyn	345 DEAN STREET	NY	11217	School Garden
The Maurice Sendak Community School	PS	118	Brooklyn	211 8TH STREET	NY	11215	School Garden
The Michael J. Petrides School	PS	080	Staten Island	715 OCEAN TERRACE	NY	10301	School Garden
The Mickey Mantle School: 811M@149	P (District 75)	811	Manhattan	34 West 118th Street	NY	10026	School Garden
The Monitor	PS	110	Brooklyn	124 MONITOR STREET	NY	11222	School Garden
The Montauk	HS	223	Brooklyn	4200 16 AVENUE	NY	11204	School Garden
The New Children's School	PS	023	Bronx	2151 WASHINGTON AVENUE	NY	10457	School Garden
The New School for Leadership and Journalism	MS	244	Bronx	120 WEST 231 STREET	NY	10463	School Garden
The North Hills School	PS	221	Queens	57-40 MARATHON PARKWAY	NY	11362	School Garden
The Pacific	PS	038	Brooklyn	450 PACIFIC STREET	NY	11217	School Garden
The Parkside	PS	130	Brooklyn	70 OCEAN PARKWAY	NY	11218	School Garden
The Peck Slip School	PS	343	Manhattan	52 CHAMBERS STREET	NY	10007	School Garden
The Queens School for Leadership and Excellence	PS	349	Queens	88-08 164th Street	NY	11432	School Garden
The Richard H. Hungerford School @JPS	P (District 75)	721	Staten Island	100 Essex Drive	NY	10314	School Garden
The Richard Rodgers School of The Arts and Technology	PS	166	Manhattan	132 WEST 89 STREET	NY	10024	School Garden
The Riverview School	PS	277	Queens	1-50 51ST AVENUE	NY	11101	School Garden
The Rosa Parks School	PS	254	Queens	84-40 101 STREET	NY	11418	School Garden
The School For Future Leaders	PS	310	Brooklyn	942 62ND STREET	NY	11219	School Garden
The School of Journalism & Technology	PS	506	Brooklyn	330 59th St	NY	11220	School Garden
The Science and Medicine Middle School	MS	366	Brooklyn	965 EAST 107TH STREET	NY	11236	School Garden
The SEEALL Academy	IS	180	Brooklyn	5601 16 AVENUE	NY	11204	School Garden
The Spectrum School	PS	094	Manhattan	55 BATTERY PLACE	NY	10036	School Garden
The STAR Academy	PS	063	Manhattan	121 EAST 3 STREET	NY	10009	School Garden

NAME	TYPE	NUMBER	BOROUGH	ADDRESS	STATE	ZIP	PROJECT
The Steinway	IS	141	Queens	37-11 21 AVENUE	NY	11105	School Garden
The Urban Assembly Academy for History and Citizenship for Young Men	HS		Bronx	240 East 172 Street	NY	10457	School Garden
The Urban Assembly Bronx Academy of Letters	HS	551	Bronx	339 MORRIS AVENUE	NY	10451	School Garden
The Urban Assembly School for Green Careers	HS	402	Manhattan	145 WEST 84 STREET	NY	10024	School Garden
The Urban Assembly Unison School	PS	351	Brooklyn	170 GATES AVENUE	NY	11238	School Garden
The Vida Bogart School for All Children	PS	352	Bronx	1330 BRISTOW STREET	NY	10459	School Garden
The Walter Crowley Intermediate School	IS	005	Queens	50-40 JACOBUS STREET	NY	11373	School Garden
The Walton Avenue School		294	Bronx	1425 WALTON AVENUE	NY	10452	School Garden
The Weeksville School	PS	243K	Brooklyn	1580 DEAN STREET	NY	11213	School Garden
The William Lloyd Garrison	PS/MS	031	Bronx	250 EAST 156 STREET	NY	10451	School Garden
The Willoughby	IS	162	Brooklyn	1390 WILLOUGHBY AVENUE	NY	11237	School Garden
The Wilton School	PS	030	Bronx	510 EAST 141 STREET	NY	10454	School Garden
The Windsor Terrace School	PS	154	Brooklyn	1625 11 AVENUE	NY	11215	School Garden
Theatre Arts Production Company School		225	Bronx	2225 WEBSTER AVENUE	NY	10457	School Garden
Thomas A Dooley	PS	107	Queens	167-02 45 AVENUE	NY	11358	School Garden
Thomas A. Edison Career and Technical Education High School	HS	620	Queens	165-65 84 AVENUE	NY	11432	School Garden
Thomas C. Brown	PS	044	Staten Island	80 MAPLE PARKWAY	NY	10303	School Garden
Thomas Jefferson	PS	022	Queens	153-33 SANFORD AVENUE	NY	11355	School Garden
Throop	PS	121	Bronx	2750 THROOP AVENUE	NY	10469	School Garden
Thurgood Marshall Academy Lower School	PS	318	Manhattan	276 WEST 151ST STREET	NY	10039	School Garden
Tompkins Square Middle School	MS	839	Manhattan	600 EAST 6 STREET	NY	10009	School Garden
Toussaint L'Ouverture	PS	221	Brooklyn	791 EMPIRE BOULEVARD	NY	11213	School Garden
Twenty-first Century Academy for Community Leadership	PS/IS	210	Manhattan	501-503 WEST 152 STREET	NY	10031	School Garden
University Heights Secondary School	HS	495	Bronx	701 ST. ANNS AVENUE	NY	10455	School Garden
Urban Assembly Academy for Future Leaders	IS	286	Manhattan	509 WEST 129 STREET	NY	10027	School Garden
Urban Assembly Academy of Civic Engagement	MS	366	Bronx	650 HOLLYWOOD AVENUE	NY	10465	School Garden
Urban Assembly Institute of Math and Science for Young Women	MS	527	Brooklyn	283 ADAMS STREET	NY	11201	School Garden
Urban Assembly New York Harbor School	HS	551	Manhattan	10 SOUTH STREET, SLIP 7	NY	10004	School Garden
Urban Assembly School for Careers in Sports	HS	548	Bronx	730 CONCOURSE VILLAGE WEST	NY	10451	School Garden

NAME	TYPE	NUMBER	BOROUGH	ADDRESS	STATE	ZIP	PROJECT
Urban Science Academy	MS	325	Bronx	1000 TELLER AVENUE	NY	10456	School Garden
Virgil I. Grissom	MS	226	Queens	121-10 ROCKAWAY BOULEVARD	NY	11420	School Garden
Vito Marcantonio	PS/MS	050	Manhattan	433 EAST 100 STREET	NY	10029	School Garden
Wadleigh Secondary School for the Performing & Visual Arts	HS	415	Manhattan	215 WEST 114 STREET	NY	10026	School Garden
Walt Whitman	MS	246	Brooklyn	72 VERONICA PLACE	NY	11226	School Garden
Walter Damrosch School	P (District 75)	186	Bronx	750 Jennings Street	NY	10459	School Garden
Walter Francis Bishop	PS	160	Queens	109-59 INWOOD STREET	NY	11435	School Garden
Walter Kassenbrock	PS	185	Brooklyn	8601 RIDGE BOULEVARD	NY	11209	School Garden
Walter Reed	PS	009	Queens	58-74 57 STREET	NY	11378	School Garden
West Farms	PS	006	Bronx	1000 EAST TREMONT AVENUE	NY	10460	School Garden
William A. Butler	PS	133	Brooklyn	610 BALTIC STREET	NY	11217	School Garden
William Alexander	MS	051	Brooklyn	350 5 AVENUE	NY	11215	School Garden
William Carr	JHS	194	Queens	154-60 17 AVENUE	NY	11357	School Garden
William Cullen Bryant High School	HS	445	Queens	48-10 31 AVENUE	NY	11103	School Garden
William E. Grady Career and Technical Education High School	HS	620	Brooklyn	25 BRIGHTON 4TH ROAD	NY	11235	School Garden
William Floyd	PS	059	Brooklyn	211 THROOP AVENUE	NY	11206	School Garden
William G. Wilcox	PS/MS	048	Staten Island	1050 Targee Street	NY	10304	School Garden
William Haberle	PS	195	Queens	253-50 149 AVENUE	NY	11422	School Garden
William Mckinley	JHS	259	Brooklyn	7305 FT HAMILTON PARKWAY	NY	11228	School Garden
William Penn	PS	321	Brooklyn	180 7 AVENUE	NY	11215	School Garden
William Sherman	PS	087	Manhattan	160 WEST 78 STREET	NY	10024	School Garden
William T. Harris	PS	011	Manhattan	320 WEST 21 STREET	NY	10011	School Garden
Williamsburg Preparatory School	HS	561	Brooklyn	257 NORTH 6 STREET	NY	11211	School Garden
Willis Avenue	PS	049	Bronx	383 EAST 139 STREET	NY	10454	School Garden
Winchester	PS	018	Queens	86-35 235 COURT	NY	11427	School Garden
World Academy for Total Community Health High School	HS	510	Brooklyn	400 PENNSYLVANIA AVENUE	NY	11207	School Garden
World Academy for Total Community Health High School	HS	510	Brooklyn	400 PENNSYLVANIA AVENUE	NY	11207	School Garden
World Journalism Preparatory: A College Board School	HS	285	Queens	34-65 192 STREET	NY	11358	School Garden
Wright Brothers	PS	028	Manhattan	475 WEST 155 STREET	NY	10032	School Garden

NAME	TYPE	NUMBER	BOROUGH	ADDRESS	STATE	ZIP	PROJECT
Young Leaders Elementary School	PS	369	Bronx	468 EAST 140 STREET	NY	10454	School Garden
	PS	004	Brooklyn	530 STANLEY AVENUE	NY	11207	School Garden
	PS	006	Brooklyn	43 SNYDER AVENUE	NY	11226	School Garden
	PS	010	Bronx	2750 LAFAYETTE AVENUE	NY	10465	School Garden
	PS	017	Bronx	778 FOREST AVENUE	NY	10456	School Garden
	PS	032	Brooklyn	317 HOYT STREET	NY	11231	School Garden
	PS	036	Brooklyn	2045 LINDEN BOULEVARD	NY	11207	School Garden
	PS	037	Staten Island	15 FAIRFIELD STREET	NY	10308	School Garden
	PS	052	Queens	178-37 146 TERRACE	NY	11434	School Garden
	PS/IS	054	Bronx	2703 WEBSTER AVENUE	NY	10458	School Garden
	PS	065	Brooklyn	696 JAMAICA AVENUE	NY	11208	School Garden
	PS	068	Bronx	4011 MONTICELLO AVENUE	NY	10466	School Garden
	PS	070	Queens	30-45 42 STREET	NY	11103	School Garden
	PS	076	Bronx	770 GROTE STREET	NY	10460	School Garden
	PS	077	Brooklyn	"62 Park Place "	NY	11217	School Garden
	PS	086	Queens	87-41 PARSONS BOULEVARD	NY	11432	School Garden
	PS/MS	089	Bronx	980 MACE AVENUE	NY	10469	School Garden
	PS	097	Bronx	1375 MACE AVENUE	NY	10469	School Garden
	PS	107	Bronx	1695 SEWARD AVENUE	NY	10473	School Garden
	PS/IS	109	Brooklyn	1001 EAST 45 STREET	NY	11203	School Garden
	PS	110	Queens	48-25 37th Street	NY	11101	School Garden
	PS	130	Queens	200-01 42 AVENUE	NY	11361	School Garden
	MS	131	Manhattan	100 HESTER STREET	NY	10002	School Garden
	PS	138	Manhattan	144-176 EAST 128 STREET	NY	10035	School Garden
	PS	141	Brooklyn	655 PARKSIDE AVENUE	NY	11226	School Garden
	PS	146	Brooklyn	610 HENRY STREET	NY	11231	School Garden
	PS	150	Manhattan	334 GREENWICH STREET	NY	10013	School Garden
	PS	154	Queens	75-02 162 STREET	NY	11366	School Garden
	PS	177	Queens	56-37 188 STREET	NY	11365	School Garden
	PS	188	Bronx	770 GROTE STREET	NY	10460	School Garden

NAME	TYPE	NUMBER	BOROUGH	ADDRESS	STATE	ZIP	PROJECT
	PS	189	Manhattan	2580 AMSTERDAM AVENUE	NY	10040	School Garden
	PS	207	Bronx	3030 GODWIN TERRACE	NY	10463	School Garden
	PS	208	Manhattan	21 WEST 111 STREET	NY	10026	School Garden
	CS	211	Bronx	1919 PROSPECT AVENUE	NY	10457	School Garden
	PS	226	Bronx	1950 SEDGWICK AVENUE	NY	10453	School Garden
	IS	230	Queens	73-10 34 AVENUE	NY	11372	School Garden
	PS	239	Queens	17-15 WEIRFIELD STREET	NY	11385	School Garden
	PS	251	Queens	144-51 ARTHUR STREET	NY	11413	School Garden
	PS	253	Queens	1307 CENTRAL AVENUE	NY	11691	School Garden
	PS	256	Queens	525 CONVENT ROAD	NY	11791	School Garden
	PS/IS	266	Queens	74-10 COMMONWEALTH BOULEVARD	NY	11426	School Garden
	PS/IS	268	Queens	92-07 175 STREET	NY	11433	School Garden
	PS	277	Bronx	519 ST ANNS AVENUE	NY	10455	School Garden
	PS	280	Queens	34-20 94TH STREET	NY	11372	School Garden
	PS	295	Brooklyn	330 18 STREET	NY	11215	School Garden
	PS	306	Bronx	40 WEST TREMONT AVENUE	NY	10453	School Garden
	PS/IS	323	Brooklyn	210 CHESTER STREET	NY	11212	School Garden
	PS	354	Queens	126-10 BEDELL STREET	NY	11434	School Garden
	PS	373	Staten Island	77 Marsh Avenue	NY	10314	School Garden
	PS	376	Brooklyn	194 HARMAN STREET	NY	11237	School Garden
	PS	377	Queens		NY		School Garden
	PS	396	Bronx	1930 ANDREWS AVENUE	NY	10453	School Garden
	PS	595	Bronx	700 East 179th Street	NY	10457	School Garden
	Pre-K	664	Brooklyn	140 58th Street	NY	11238	School Garden
		723	Bronx		NY		School Garden
	PS	889	Brooklyn	21 Hinckley Place	NY	11218	School Garden
	PS	176X	Bronx	850 BAYCHESTER AVENUE	NY	10475	School Garden

APPENDIX E

NYCIDA FOOD MANUFACTURER PROJECTS RECEIVING BENEFITS IN FY19

PROJECT NAME	AGENCY	SALES TAX EXEMPTION FY19	MRT FY19	PILOT FY19	TOTAL BENEFIT FY19	FTE JOBS FY19
Acme Smoked Fish Corp.	NYCIDA	\$0	\$0	\$52,658.93	\$52,658.93	172
Alle Processing Corporation	NYCIDA	\$0	\$0	\$373,890.74	\$373,890.74	454
Atlantic Veal & Lamb	NYCIDA	\$0	\$0	\$33,599.99	\$33,599.99	92
C. Kenneth Imports, Inc.*	NYCIDA	\$0	\$107,091	\$0	\$107,091	43
Italian Food Philosophy LLC**	NYCIDA	\$0	\$0	\$0	\$0	0
Fairway Bakery LLC	NYCIDA	\$0	\$0	\$151,474.21	\$151,474.21	403
Gotham Seafood	NYCIDA	\$0	\$0	\$13,688.75	\$13,688.75	64
Gourmet Boutique, L.L.C.	NYCIDA	\$0	\$0	\$101,596.79	\$101,596.79	292
House of Spices (India), Inc.	NYCIDA	\$0	\$0	\$122,350.36	\$122,350.36	22
Just Bagels Manufacturing, Inc.	NYCIDA	\$0	\$0	\$48,629.66	\$48,629.66	150
Klein's Naturals, Ltd.	NYCIDA	\$0	\$0	\$97,724.36	\$97,724.36	76
Krinos Foods LLC	NYCIDA	\$0	\$0	\$410,270.26	\$410,270.26	70
Lobster Place	NYCIDA	\$0	\$0	\$36,366.24	\$36,366.24	87
M & V Provision Co., Inc.	NYCIDA	\$0	\$0	\$143,081.24	\$143,081.24	37
Madelaine Chocolate Novelties	NYCIDA	\$0	\$0	\$284,053.89	\$284,053.89	242
Mediterranean Gyros Products, Inc.	NYCIDA	\$0	\$0	\$25,651.21	\$25,651.21	56
Morrison's Pastry Corp.	NYCIDA	\$0	\$0	\$114,112.97	\$114,112.97	99
Octopus Garden, Inc.	NYCIDA	\$0	\$0	\$13,228.72	\$13,228.72	7
Oh Nuts Warehousing Inc. and Online Express Manufacturers and Distributors Inc.	NYCIDA	\$0	\$0	\$61,679.92	\$61,679.92	66
Pain D'Avignon III Ltd.	NYCIDA	\$0	\$0	\$58,952	\$58,952	121
Sweet Sams Baking Company, LLC	NYCIDA	\$0	\$0	\$19,476.87	\$19,476.87	79
Way Fong LLC	NYCIDA	\$0	\$0	\$58,016.87	\$58,016.87	79
World Casing Corp.	NYCIDA	\$0	\$0	\$65,175.06	\$65,175.06	29

*Project closed in February 2019 (in FY 2019) but the PILOT benefit does not start until July 1, 2020.

**Accelerated Sales Tax Exemption Program (ASTEP) project receiving sales tax exemptions up to \$100,000 only. Project closed in April 2019.

APPENDIX F

FRESH STORES APPROVED FOR FINANCIAL INCENTIVES BY NYCEDC

STORE	ADDRESS	COMMUNITY BOARD	FY19 FTE JOBS*
Associated Supermarket (3462 Third Avenue Food Corp.)	3470 Third Avenue, Bronx, NY 10456	Bronx 3	32
Cherry Valley Marketplace (East Gun Hill Road Food, LLC)	801 E Gun Hill Road, Bronx, NY 10467	Bronx 12	44
Fine Fare (149 Street Food Corp.)	459 East 149th Street, Bronx, NY 10455	Bronx 1	28
Food Bazaar (Bogopa BTM, LLC)	610 Exterior Street, Bronx 10451	Bronx 4	0
Food Bazaar (Bogopa LIC, Inc.)	42-02 Northern Boulevard, Long Island City, NY 11101	Queens 1	142
Food Bazaar (Bogopa Washington, Inc.)	445 East 163rd Street, Bronx, NY 10451	Bronx 3	67
Food Bazaar (Bogopa, Inc.)	17 Ridgewood Place, Brooklyn 11237	Brooklyn 4	99
Food Bazaar (Bogopa-Concourse, Inc.)	238 East 161st Street, Bronx 10451	Bronx 4	86
Food Bazaar (Bogopa-Junction, Inc.)	34 20 Junction Blvd, Jackson Heights, NY 11372	Queens 3	87
Food Bazaar (Bogopa-Junius, Inc.)	417 Junius Street, Brooklyn, NY 11212	Brooklyn 16	77
Food Bazaar (Bogopa-Manhattan, Inc.)	21 Manhattan Avenue, Brooklyn, NY 11206	Brooklyn 1	120
Foodtown (A & J Supermarket Corp.)	2211-2217 Third Avenue, New York, NY 10035	Manhattan 11	26
Key Food (Kingdom Castle Food Corp.)	300 Sand Lane, Staten Island, NY 10305	Staten Island 2	20
Moisha's Supermarket (Moisha's Kosher Discount Supermarket, Inc.)	325 Avenue M, Brooklyn, NY 11237	Brooklyn 12	166
ShopRite (Gateway ShopRite Associates, LLC)	590 Gateway Drive, Brooklyn, NY 11239	Brooklyn 5	219
ShopRite (Village Super Market, Inc.)	1994 Bruckner Boulevard, Bronx, NY 10473	Bronx 9	136
Super Fi Emporium (ReyCo Supermarkets LLC)	1635 Lexington Ave, New York, NY 10029	Manhattan 11	20
Western Beef (Western Beef Retail, Inc. #1)	2050 Webster Avenue, Bronx, NY 10457	Bronx 6	72
Western Beef (Western Beef Retail, Inc. #2)	1851 Bruckner Boulevard, Bronx, NY 10472	Bronx 9	63
Western Beef (Western Beef Retail, Inc. #3)	814 Jamaica Avenue, Brooklyn, NY 11208	Brooklyn 5	0
Western Beef (Western Beef Retail, Inc. #4)	4720 Third Avenue, Bronx, NY 10458	Bronx 6	0
Western Beef (Western Beef Retail, Inc. #5)	3629 White Plains Road, Bronx, NY 10467	Bronx 12	0

*Some full time employment figures are not reported due to recent store opening or store currently under construction or do not include part time employees in its FTE calculation.

APPENDIX G
AGENCY MEALS AND COMPLIANCE WITH STANDARDS

	Administration for Children's Services - EarlyLearn ¹⁷			Administration for Children's Services - Children's Center ³			Administration for Children's Services- Division of Youth and Family Justice ³		
	In Compliance	Out of Compliance	Not Applicable	In Compliance	Out of Compliance	Not Applicable	In Compliance	Out of Compliance	Not Applicable
Number of programs providing food in agency:		385			1			10	
Number of programs currently reporting:		152			1			10	
Meals/snacks served annually:		19,222,987			47,306			164,938	
Breakfast		6,109,874			12,387			39,851	
Lunch		6,375,544			10,107			37,249	
Dinner		405,468			12,406			41,549	
Snacks		6,332,101			12,406			46,289	
	In Compliance	Out of Compliance	Not Applicable	In Compliance	Out of Compliance	Not Applicable	In Compliance	Out of Compliance	Not Applicable
I. Standards for Purchased Food (all programs)									
All products have "0 grams" trans fat	141	11	0	1	0	0	10	0	0
All individual food items ≤ 480 mg sodium/serving	140	12	0	1	0	0	10	0	0
All beverages ≤ 25 calories per 8 ounces (except 100% juice with no added caloric sweeteners and milk)	141	11	0	1	0	0	10	0	0
Programs serving children age 18 and under only: No beverages with artificial or non-nutritive sweeteners	148	4	0	1	0	0	10	0	0
All juice is 100% fruit juice with no added caloric sweeteners	102	1	49	1	0	0	10	0	0
100% fruit juice is not served to children under 2 years of age for childcare facilities regulated by Article 47 of the NYC Health Code	74	27	51	1	0	0	0	0	10
Programs serving a majority of adults age 18 and over: All milk is 1% or non-fat and unsweetened	0	0	152	0	0	1	0	0	10
Programs serving a majority of adults age 18 and over only: All milk substitutes are unflavored	0	0	152	0	0	1	0	0	10
Programs serving children age 12 months to under age 2: All milk is whole and unsweetened	55	2	95	1	0	0	0	0	10
Programs serving a majority of children age 4 – 18: All unflavored milk is 1% or non-fat	127	1	24	1	0	0	10	0	0
Programs serving a majority of children age 4 – 18: All flavored milk or flavored milk substitutes are ≤ 130 calories per 8 ounces	41	4	107	1	0	0	2	0	8
All yogurt is non-fat or low-fat and plain or contains ≤ 30 g sugar per 8 oz or equivalent (e.g. ≤ 15 g sugar per 4 oz, ≤ 23g per 6 oz)	138	2	12	1	0	0	10	0	0

	Administration for Children's Services - EarlyLearn ¹			Administration for Children's Services - Children's Center ³			Administration for Children's Services- Division of Youth and Family Justice ³		
	In Compliance	Out of Compliance	Not Applicable	In Compliance	Out of Compliance	Not Applicable	In Compliance	Out of Compliance	Not Applicable
All cheese ≤ 350 mg sodium per serving	145	7	0	1	0	0	10	0	0
All sliced bread ≤ 180 mg sodium/serving, ≥ 2 grams fiber/serving, and is whole wheat/whole grain	148	4	0	1	0	0	10	0	0
All baked goods ≤ 290 mg sodium/serving	142	5	5	1	0	0	10	0	0
All cereal without dried fruit ≤ 215 mg sodium, ≥ 2 grams fiber, and ≤ 10 grams sugar/serving; in child care facilities cereal ≤ 6 grams sugar/serving	148	3	1	1	0	0	10	0	0
All cereal with dried fruit (e.g. dried cranberries, dates, and raisins) ≤ 215 mg sodium/serving, ≥ 2 grams fiber/serving, and ≤ 17 grams sugar/serving	115	5	32	1	0	0	10	0	0
All canned/frozen vegetables ≤ 220 mg sodium/serving	128	4	20	1	0	0	10	0	0
All canned/frozen beans ≤ 290 mg sodium/serving	120	1	31	1	0	0	10	0	0
All canned fruit packed in unsweetened juice or water (no syrup)	93	9	50	1	0	0	10	0	0
All canned/frozen seafood (e.g. tuna) ≤ 290 mg sodium/serving	125	1	6	1	0	0	10	0	0
All canned/frozen poultry ≤ 290 mg sodium/serving	95	2	55	1	0	0	10	0	0
All canned beef/pork ≤ 480 mg sodium/serving	39	1	112	0	0	1	0	0	10
All processed meat ≤ 480 mg sodium/serving	96	5	51	1	0	0	10	0	0
All salad dressings ≤ 290 mg sodium/serving	84	3	65	1	0	0	10	0	0
All sauces ≤ 480 mg sodium/serving	101	2	49	1	0	0	10	0	0
All portion-controlled items and other convenience foods (e.g. breaded chicken patty, frozen waffles) ≤ 480 mg sodium/serving	115	4	33	1	0	0	10	0	0
All frozen whole meals contain ≤ 35% of the daily sodium limit (adults and seniors: ≤ 805 mg, children 6-18 years: ≤ 770 mg)	10	0	142	0	0	1	0	0	10
Section II. Standards for Meals and Snacks									
Nutrition Standards (Programs Serving a Majority of the Population Age 18 and Over)									
Programs serving 3 meals per day:									
Serve 1800 – 2200 calories per day (or ≤ 2800 calories per day for programs serving men in adult correctional facilities)	0	0	152	0	0	1	0	0	10
Serve ≤ 2,300 mg sodium per day	0	0	152	0	0	1	0	0	10
Total fat ≤ 35% of calories per day	0	0	152	0	0	1	0	0	10

	Administration for Children's Services - EarlyLearn ¹			Administration for Children's Services - Children's Center ³			Administration for Children's Services- Division of Youth and Family Justice ³		
	In Compliance	Out of Compliance	Not Applicable	In Compliance	Out of Compliance	Not Applicable	In Compliance	Out of Compliance	Not Applicable
Breakfast									
Serve 450 – 660 calories per breakfast (or 350-600 for agencies participating in the National School Breakfast and School Lunch Programs)	65	34	53	0	0	1	8	0	2
Serve ≤ 660 mg sodium per breakfast (or ≤ 510 mg for agencies serving a majority of children 1–5 years of age)	120	25	7	0	0	1	8	0	2
Total fat ≤ 35% of calories per breakfast	116	29	7	0	0	1	8	0	2
Saturated fat < 10% of calories per breakfast	126	19	7	0	0	1	8	0	2
Serve ≥ 6.3 grams fiber per breakfast (or ≥ 4.8 grams for agencies serving a majority of children 1 – 4 years of age)	119	26	7	0	0	1	8	0	2
Lunch									
Serve 540 – 770 calories per lunch (or 550-850 for agencies participating in the National School Breakfast and School Lunch Programs)	118	34	0	0	0	1	0	0	10
Serve ≤ 770 mg sodium per lunch (or ≤ 595 mg for agencies serving a majority of children 1–5 years of age)	121	31	0	0	0	1	0	0	10
Total fat ≤ 35% of calories per lunch	120	32	0	0	0	1	0	0	10
Saturated fat < 10% of calories per lunch	133	19	0	0	0	1	0	0	10
Serve ≥ 7.5 grams fiber per lunch (or ≥ 5.7 grams per day for agencies serving a majority of children 1 – 4 years of age)	125	27	0	0	0	1	0	0	10
Dinner									
Serve 540 – 770 calories per dinner	19	7	126	0	0	1	8	0	2
Serve ≤ 770 mg sodium per dinner (or ≤ 595 mg for agencies serving a majority of children 1–5 years of age)	21	6	125	0	0	1	8	0	2
Total fat ≤ 35% of calories per dinner	18	6	128	0	0	1	8	0	2
Saturated fat < 10% of calories per dinner	17	6	129	0	0	1	8	0	2
Serve ≥ 7.5 grams fiber per dinner (or ≥ 5.7 grams per day for agencies serving a majority of children 1 – 4 years of age)	17	6	129	0	0	1	8	0	2
Meal Standards (All Programs)									
At least 2 servings fruits and/or vegetables provided at lunch	142	10	0	1	0	0	2	0	8
At least 2 servings fruits and/or vegetables provided at dinner	15	6	131	1	0	0	10	0	0

	Administration for Children's Services - EarlyLearn ¹			Administration for Children's Services - Children's Center ²			Administration for Children's Services- Division of Youth and Family Justice ³		
	In Compliance	Out of Compliance	Not Applicable	In Compliance	Out of Compliance	Not Applicable	In Compliance	Out of Compliance	Not Applicable
At least 5 servings fruits and vegetables provided per day, if serving 3 meals per day	24	2	126	1	0	0	2	0	8
For programs serving meals 3 – 5 days per week: Non-starchy vegetables served at least 3 times per week at lunch and at dinner	146	6	0	0	0	1	0	0	10
For programs serving meals 6 – 7 days per week: Non-starchy vegetables served at least 5 times per week at lunch and at dinner	27	0	125	1	0	0	10	0	0
Water available at all meals	152	0	0	1	0	0	10	0	0
Juice served in 6 ounce portions or less (4 ounces or less for childcare facilities regulated by Article 47 of the NYC Health Code)	89	9	54	1	0	0	10	0	0
For programs serving meals: Juice served no more than one time per day; for programs serving snacks only, juice served no more than two times per week	94	4	54	1	0	0	10	0	0
Meals and snacks prepared without deep frying	151	1	0	1	0	0	10	0	0
Snack Standards (All Programs)									
Grain-based snacks ≤ 200 mg sodium, ≤ 10 grams sugar, and ≥ 2 grams fiber per serving (for programs serving a majority of children 1-5 years of age, snacks ≤ 170 mg sodium)	119	24	9	1	0	0	10	0	0
Special Occasion Standards for Meals and Snacks (All Programs)									
Healthy options (e.g. fresh fruit, leafy green salad) are always available	145	7	0	1	0	0	10	0	0
Water is always available	151	1	0	1	0	0	10	0	0

	Department for the Aging- Home Delivered Meals ²	Department for the Aging- Senior Centers ²	Department of Homeless Services ³
Number of programs providing food in agency:	23	268	243
Number of programs currently reporting:	23	268	225
Meals/snacks served annually:	4,313,377	6,719,462	14,032,210
Breakfast	0	1,019,476	3,770,044
Lunch	4,070,644	5,456,990	4,148,884
Dinner	242,733	242,996	3,912,405
Snacks	0	0	2,200,877

	In Compliance	Out of Compliance	Not Applicable	In Compliance	Out of Compliance	Not Applicable	In Compliance	Out of Compliance	Not Applicable
I. Standards for Purchased Food (all programs)									
All products have "0 grams" trans fat	23	0	0	268	0	0	220	5	0
All individual food items ≤ 480 mg sodium/serving	22	1	0	231	18	19	214	10	1
All beverages ≤ 25 calories per 8 ounces (except 100% juice with no added caloric sweeteners and milk)	0	0	23	7	5	256	180	3	42
Programs serving children age 18 and under only: No beverages with artificial or non-nutritive sweeteners	0	0	23	0	0	268	41	3	181
All juice is 100% fruit juice with no added caloric sweeteners	23	0	0	261	1	6	213	2	10
100% fruit juice is not served to children under 2 years of age for childcare facilities regulated by Article 47 of the NYC Health Code	0	0	23	0	0	268	34	1	190
Programs serving a majority of adults age 18 and over: All milk is 1% or non-fat and unsweetened	23	0	0	265	0	3	217	0	8
Programs serving a majority of adults age 18 and over only: All milk substitutes are unflavored	23	0	0	265	0	3	101	0	124
Programs serving children age 12 months to under age 2: All milk is whole and unsweetened	0	0	23	0	0	268	63	10	152
Programs serving a majority of children age 4 – 18: All unflavored milk is 1% or non-fat	0	0	23	0	0	268	69	3	153
Programs serving a majority of children age 4 – 18: All flavored milk or flavored milk substitutes are ≤ 130 calories per 8 ounces	0	0	23	0	0	268	27	4	194
All yogurt is non-fat or low-fat and plain or contains ≤ 30 g sugar per 8 oz or equivalent (e.g. ≤ 15 g sugar per 4 oz, ≤ 23g per 6 oz)	0	0	23	79	0	189	198	2	25
All cheese ≤ 350 mg sodium per serving	22	1	0	229	12	27	157	2	66
All sliced bread ≤ 180 mg sodium/serving, ≥ 2 grams fiber/serving, and is whole wheat/whole grain	22	1	0	235	21	12	218	6	1
All baked goods ≤ 290 mg sodium/serving	20	0	3	218	7	43	211	4	10

	Department for the Aging- Home Delivered Meals ²			Department for the Aging- Senior Centers ²			Department of Homeless Services ³		
	In Compliance	Out of Compliance	Not Applicable	In Compliance	Out of Compliance	Not Applicable	In Compliance	Out of Compliance	Not Applicable
All cereal without dried fruit ≤ 215 mg sodium, ≥ 2 grams fiber, and ≤ 10 grams sugar/serving; in child care facilities cereal ≤ 6 grams sugar/serving	1	0	22	88	6	174	207	5	13
All cereal with dried fruit (e.g. dried cranberries, dates, and raisins) ≤ 215 mg sodium/serving, ≥ 2 grams fiber/serving, and ≤ 17 grams sugar/serving	1	0	22	88	6	174	157	2	66
All canned/frozen vegetables ≤ 220 mg sodium/serving	20	3	0	192	72	4	201	6	18
All canned/frozen beans ≤ 290 mg sodium/serving	19	1	3	188	21	59	201	6	18
All canned fruit packed in unsweetened juice or water (no syrup)	21	2	0	208	33	27	182	3	40
All canned/frozen seafood (e.g. tuna) ≤ 290 mg sodium/serving	21	2	0	228	24	16	187	4	34
All canned/frozen poultry ≤ 290 mg sodium/serving	14	0	9	104	3	161	178	1	46
All canned beef/pork ≤ 480 mg sodium/serving	0	0	23	1	0	267	105	0	120
All processed meat ≤ 480 mg sodium/serving	13	1	9	145	19	104	200	11	14
All salad dressings ≤ 290 mg sodium/serving	14	0	9	166	17	85	173	2	50
All sauces ≤ 480 mg sodium/serving	19	0	4	218	9	41	215	2	8
All portion-controlled items and other convenience foods (e.g. breaded chicken patty, frozen waffles) ≤ 480 mg sodium/serving	20	2	1	161	15	92	213	7	5
All frozen whole meals contain ≤ 35% of the daily sodium limit (adults and seniors: ≤ 805 mg, children 6-18 years: ≤ 770 mg)	0	0	23	0	0	268	155	0	70
Section II. Standards for Meals and Snacks									
Nutrition Standards (Programs Serving a Majority of the Population Age 18 and Over)									
Programs serving 3 meals per day:									
Serve 1800 – 2200 calories per day (or ≤ 2800 calories per day for programs serving men in adult correctional facilities)	0	0	23	8	0	260	181	32	12
Serve ≤ 2,300 mg sodium per day	0	0	23	8	0	260	188	25	12
Total fat ≤ 35% of calories per day	0	0	23	8	0	260	194	19	12
Saturated fat < 10% of calories per day	0	0	23	8	0	260	170	43	12
Serve ≥ 28 grams fiber per day	0	0	23	8	0	260	183	30	12
Programs serving 1 or 2 meals per day:									
Breakfast									
Serve 450 – 660 calories per breakfast	0	0	23	93	0	175	0	0	225
Serve ≤ 690 mg sodium per breakfast	0	0	23	93	0	175	0	0	225

	Department for the Aging- Home Delivered Meals ²			Department for the Aging- Senior Centers ²			Department of Homeless Services ³		
	In Compliance	Out of Compliance	Not Applicable	In Compliance	Out of Compliance	Not Applicable	In Compliance	Out of Compliance	Not Applicable
Total fat ≤ 35% of calories per breakfast	0	0	23	93	0	175	0	0	225
Saturated fat < 10% of calories per breakfast	0	0	23	93	0	175	0	0	225
Serve ≥ 7 grams fiber per breakfast	0	0	23	92	1	175	0	0	225
Lunch									
Serve 540-770 calories per lunch	23	0	0	256	1	11	0	0	225
Serve ≤ 805 mg sodium per lunch	22	1	0	256	1	11	0	0	225
Total fat ≤ 35% of calories per lunch	23	0	0	256	1	11	0	0	225
Saturated fat < 10% of calories per lunch	23	0	0	256	1	11	0	0	225
Serve ≥ 8.4 grams fiber per lunch	23	0	0	256	1	11	0	0	225
Dinner									
Serve 540-770 calories per dinner	1	0	22	15	0	253	0	0	225
Serve ≤ 805 mg sodium per dinner	1	0	22	15	0	253	0	0	225
Total fat ≤ 35% of calories per dinner	1	0	22	15	0	253	0	0	225
Saturated fat < 10% of calories per dinner	1	0	22	15	0	253	0	0	225
Serve ≥ 8.4 grams fiber per dinner	1	0	22	15	0	253	0	0	225
Nutrition Standards (Programs Serving a Majority of Children Under 18 Years of Age)									
Programs serving 3 meals per day:									
Serve 1800 – 2200 calories per day (or ≤ 2500 calories per day for agencies serving boys in youth detention facilities)	0	0	23	0	0	268	0	2	223
Serve ≤ 2,200 mg sodium per day (or ≤ 1700 mg for agencies serving a majority of children 1-5 years of age)	0	0	23	0	0	268	0	2	223
Total fat ≤ 35% of calories per day	0	0	23	0	0	268	0	2	223
Saturated fat < 10% of calories per day	0	0	23	0	0	268	0	2	223
Serve ≥ 25 grams fiber per day (or ≥ 19 grams per day for agencies serving a majority of children 1 – 4 years of age)	0	0	23	0	0	268	0	2	223
Programs serving 1 or 2 meals per day:									
Breakfast									
Serve 450 – 660 calories per breakfast (or 350-600 for agencies participating in the National School Breakfast and School Lunch Programs)	0	0	23	0	0	268	0	6	219
Serve ≤ 660 mg sodium per breakfast (or ≤ 510 mg for agencies serving a majority of children 1 – 5 years of age)	0	0	23	0	0	268	0	6	219
Total fat ≤ 35% of calories per breakfast	0	0	23	0	0	268	0	6	219

	Department for the Aging- Home Delivered Meals ²				Department for the Aging- Senior Centers ²				Department of Homeless Services ³			
	In Compliance	Out of Compliance	Not Applicable		In Compliance	Out of Compliance	Not Applicable		In Compliance	Out of Compliance	Not Applicable	
Saturated fat < 10% of calories per breakfast	0	0	23		0	0	268		0	6		219
Serve ≥ 6.3 grams fiber per breakfast (or ≥ 4.8 grams for agencies serving a majority of children 1 – 4 years of age)	0	0	23		0	0	268		0	6		219
Lunch												
Serve 540 – 770 calories per lunch (or 550-850 for agencies participating in the National School Breakfast and School Lunch Programs)	0	0	23		0	0	268		0	6		219
Serve ≤ 770 mg sodium per lunch (or ≤ 595 mg for agencies serving a majority of children 1 – 5 years of age)	0	0	23		0	0	268		0	6		219
Total fat ≤ 35% of calories per lunch	0	0	23		0	0	268		0	6		219
Saturated fat < 10% of calories per lunch	0	0	23		0	0	268		0	6		219
Serve ≥ 7.5 grams fiber per lunch (or ≥ 5.7 grams per day for agencies serving a majority of children 1 – 4 years of age)	0	0	23		0	0	268		0	6		219
Dinner												
Serve 540 – 770 calories per dinner	0	0	23		0	0	268		0	3		222
Serve ≤ 770 mg sodium per dinner (or ≤ 595 mg for agencies serving a majority of children 1 – 5 years of age)	0	0	23		0	0	268		0	3		222
Total fat ≤ 35% of calories per dinner	0	0	23		0	0	268		0	3		222
Saturated fat < 10% of calories per dinner	0	0	23		0	0	268		0	3		222
Serve ≥ 7.5 grams fiber per dinner (or ≥ 5.7 grams per day for agencies serving a majority of children 1 – 4 years of age)	0	0	23		0	0	268		0	3		222
Meal Standards (All Programs)												
At least 2 servings fruits and/or vegetables provided at lunch	23	0	0		262	2	4		136	10		79
At least 2 servings fruits and/or vegetables provided at dinner	1	0	22		18	0	250		138	5		82
At least 5 servings fruits and vegetables provided per day, if serving 3 meals per day	0	0	23		8	0	260		161	54		10
For programs serving meals 3 – 5 days per week: Non-starchy vegetables served at least 3 times per week at lunch and at dinner	0	0	23		211	1	56		27	7		191
For programs serving meals 6 – 7 days per week: Non-starchy vegetables served at least 5 times per week at lunch and at dinner	23	0	0		51	1	216		155	58		12
Water available at all meals	0	0	23		268	0	0		200	25		0
Juice served in 6 ounce portions or less (4 ounces or less for childcare facilities regulated by Article 47 of the NYC Health Code)	23	0	0		262	0	6		202	2		21

	Department for the Aging- Home Delivered Meals ²				Department for the Aging- Senior Centers ²				Department of Homeless Services ³			
	In Compliance	Out of Compliance	Not Applicable	In Compliance	Out of Compliance	Not Applicable	In Compliance	Out of Compliance	Not Applicable	In Compliance	Out of Compliance	Not Applicable
For programs serving meals: Juice served no more than one time per day; for programs serving snacks only, juice served no more than two times per week	23	0	0	262	0	6	205	5		205	5	15
Meals and snacks prepared without deep frying	23	0	0	267	1	0	221	4		221	4	0
Snack Standards (All Programs)												
Grain-based snacks ≤ 200 mg sodium, ≤ 10 grams sugar, and ≥ 2 grams fiber per serving (for programs serving a majority of children 1-5 years of age, snacks ≤ 170 mg sodium)	0	0	23	0	0	268	176	10		176	10	39
Special Occasion Standards for Meals and Snacks (All Programs)												
Healthy options (e.g. fresh fruit, leafy green salad) are always available	23	0	0	268	0	0	186	5		186	5	34
Water is always available	0	0	23	268	0	0	187	6		187	6	32

	Department of Health and Mental Hygiene- Division of Mental Hygiene ³			Department of Correction ⁴			Department of Education - SchoolFood ⁴		
	In Compliance	Out of Compliance	Not Applicable	In Compliance	Out of Compliance	Not Applicable	In Compliance	Out of Compliance	Not Applicable
Number of programs providing food in agency:	311			1			1		
Number of programs currently reporting:	311			1			1		
Meals/snacks served annually:	1,493,222			8,811,899			165,276,871		
Breakfast	296,022			2,888,437			44,910,492		
Lunch	422,204			2,888,437			103,471,932		
Dinner	403,150			2,888,437			7,282,582		
Snacks	371,846			146,588			9,611,865		

	In Compliance	Out of Compliance	Not Applicable	In Compliance	Out of Compliance	Not Applicable	In Compliance	Out of Compliance	Not Applicable
I. Standards for Purchased Food (all programs)									
All products have "0 grams" trans fat	199	4	108	1	0	0	1	0	0
All individual food items ≤ 480 mg sodium/serving	191	8	112	1	0	0	1	0	0
All beverages ≤ 25 calories per 8 ounces (except 100% juice with no added caloric sweeteners and milk)	76	2	233	1	0	0	1	0	0
Programs serving children age 18 and under only: No beverages with artificial or non-nutritive sweeteners	7	0	304	0	0	1	1	0	0
All juice is 100% fruit juice with no added caloric sweeteners	93	1	217	0	0	1	1	0	0
100% fruit juice is not served to children under 2 years of age for childcare facilities regulated by Article 47 of the NYC Health Code	0	0	311	0	0	1	1	0	0
Programs serving a majority of adults age 18 and over: All milk is 1% or non-fat and unsweetened	66	3	242	1	0	0	0	0	1
Programs serving a majority of adults age 18 and over only: All milk substitutes are unflavored	18	1	292	1	0	0	0	0	1
Programs serving children age 12 months to under age 2: All milk is whole and unsweetened	0	0	311	0	0	1	1	0	0
Programs serving a majority of children age 4 – 18: All unflavored milk is 1% or non-fat	7	0	304	0	0	1	1	0	0
Programs serving a majority of children age 4 – 18: All flavored milk or flavored milk substitutes are ≤ 130 calories per 8 ounces	0	0	311	0	0	1	1	0	0
All yogurt is non-fat or low-fat and plain or contains ≤ 30 g sugar per 8 oz or equivalent (e.g. ≤ 15 g sugar per 4 oz, ≤ 23g per 6 oz)	21	2	288	0	0	1	1	0	0
All cheese ≤ 350 mg sodium per serving	67	4	240	0	1	0	1	0	0

	Department of Health and Mental Hygiene- Division of Mental Hygiene ³			Department of Correction ⁴			Department of Education - SchoolFood ^{4,7}		
	In Compliance	Out of Compliance	Not Applicable	In Compliance	Out of Compliance	Not Applicable	In Compliance	Out of Compliance	Not Applicable
All sliced bread ≤ 180 mg sodium/serving, ≥ 2 grams fiber/serving, and is whole wheat/whole grain	57	2	252	1	0	0	1	0	0
All baked goods ≤ 290 mg sodium/serving	45	2	264	1	0	0	1	0	0
All cereal without dried fruit ≤ 215 mg sodium, ≥ 2 grams fiber, and ≤ 10 grams sugar/serving; in child care facilities cereal ≤ 6 grams sugar/serving	52	5	254	1	0	0	1	0	0
All cereal with dried fruit (e.g. dried cranberries, dates, and raisins) ≤ 215 mg sodium/serving, ≥ 2 grams fiber/serving, and ≤ 17 grams sugar/serving	52	5	254	1	0	0	1	0	0
All canned/frozen vegetables ≤ 220 mg sodium/serving	47	2	262	1	0	0	1	0	0
All canned/frozen beans ≤ 290 mg sodium/serving	42	4	265	1	0	0	1	0	0
All canned fruit packed in unsweetened juice or water (no syrup)	32	1	278	1	0	0	1	0	0
All canned/frozen seafood (e.g. tuna) ≤ 290 mg sodium/serving	27	1	283	0	0	1	1	0	0
All canned/frozen poultry ≤ 290 mg sodium/serving	15	1	295	1	0	0	1	0	0
All canned beef/pork ≤ 480 mg sodium/serving	11	2	298	0	0	1	1	0	0
All processed meat ≤ 480 mg sodium/serving	21	4	286	1	0	0	1	0	0
All salad dressings ≤ 290 mg sodium/serving	37	4	270	1	0	0	1	0	0
All sauces ≤ 480 mg sodium/serving	35	1	275	1	0	0	1	0	0
All portion-controlled items and other convenience foods (e.g. breaded chicken patty, frozen waffles) ≤ 480 mg sodium/serving	12	4	295	1	0	0	1	0	0
All frozen whole meals contain ≤ 35% of the daily sodium limit (adults and seniors: ≤ 805 mg, children 6-18 years: ≤ 770 mg)	11	4	296	1	0	0	0	0	1
Section II. Standards for Meals and Snacks									
Nutrition Standards (Programs Serving a Majority of the Population Age 18 and Over)									
Programs serving 3 meals per day:									
Serve 1800 – 2200 calories per day (or ≤ 2800 calories per day for programs serving men in adult correctional facilities)	1	1	309	1	0	0	0	0	1
Serve ≤ 2,300 mg sodium per day	1	1	309	1	0	0	0	0	1
Total fat ≤ 35% of calories per day	1	1	309	1	0	0	0	0	1
Saturated fat < 10% of calories per day	1	1	309	1	0	0	0	0	1
Serve ≥ 28 grams fiber per day	1	1	309	1	0	0	0	0	1

	Department of Health and Mental Hygiene- Division of Mental Hygiene ³			Department of Correction ⁴			Department of Education - SchoolFood ^{4,7}		
	In Compliance	Out of Compliance	Not Applicable	In Compliance	Out of Compliance	Not Applicable	In Compliance	Out of Compliance	Not Applicable
Serve 450 – 660 calories per breakfast (or 350-600 for agencies participating in the National School Breakfast and School Lunch Programs)	0	0	311	0	0	1	1	0	0
Serve ≤ 660 mg sodium per breakfast (or ≤ 510 mg for agencies serving a majority of children 1–5 years of age)	0	0	311	0	0	1	1	0	0
Total fat ≤ 35% of calories per breakfast	0	0	311	0	0	1	1	0	0
Saturated fat < 10% of calories per breakfast	0	0	311	0	0	1	1	0	0
Serve ≥ 6.3 grams fiber per breakfast (or ≥ 4.8 grams for agencies serving a majority of children 1 – 4 years of age)	0	0	311	0	0	1	1	0	0
Lunch									
Serve 540 – 770 calories per lunch (or 550-850 for agencies participating in the National School Breakfast and School Lunch Programs)	0	0	311	0	0	1	1	0	0
Serve ≤ 770 mg sodium per lunch (or ≤ 595 mg for agencies serving a majority of children 1–5 years of age)	0	0	311	0	0	1	0	1	0
Total fat ≤ 35% of calories per lunch	0	0	311	0	0	1	1	0	0
Saturated fat < 10% of calories per lunch	0	0	311	0	0	1	1	0	0
Serve ≥ 7.5 grams fiber per lunch (or ≥ 5.7 grams per day for agencies serving a majority of children 1 – 4 years of age)	0	0	311	0	0	1	1	0	0
Dinner									
Serve 540 – 770 calories per dinner	0	0	311	0	0	1	1	0	0
Serve ≤ 770 mg sodium per dinner (or ≤ 595 mg for agencies serving a majority of children 1–5 years of age)	0	0	311	0	0	1	0	1	0
Total fat ≤ 35% of calories per dinner	0	0	311	0	0	1	1	0	0
Saturated fat < 10% of calories per dinner	0	0	311	0	0	1	1	0	0
Serve ≥ 7.5 grams fiber per dinner (or ≥ 5.7 grams per day for agencies serving a majority of children 1–4 years of age)	0	0	311	0	0	1	1	0	0
Meal Standards (All Programs)									
At least 2 servings fruits and/or vegetables provided at lunch	40	2	269	1	0	0	1	0	0
At least 2 servings fruits and/or vegetables provided at dinner	36	1	274	1	0	0	1	0	0

	Department of Health and Mental Hygiene- Division of Mental Hygiene ³			Department of Correction ⁴			Department of Education - SchoolFood ^{4,7}		
	In Compliance	Out of Compliance	Not Applicable	In Compliance	Out of Compliance	Not Applicable	In Compliance	Out of Compliance	Not Applicable
At least 5 servings fruits and vegetables provided per day, if serving 3 meals per day	24	2	285	1	0	0	0	0	1
For programs serving meals 3 – 5 days per week: Non-starchy vegetables served at least 3 times per week at lunch and at dinner	19	2	290	0	0	1	1	0	0
For programs serving meals 6 – 7 days per week: Non-starchy vegetables served at least 5 times per week at lunch and at dinner	21	2	288	1	0	0	0	0	1
Water available at all meals	100	1	210	1	0	0	1	0	0
Juice served in 6 ounce portions or less (4 ounces or less for childcare facilities regulated by Article 47 of the NYC Health Code)	61	4	246	0	0	1	1	0	0
For programs serving meals: Juice served no more than one time per day; for programs serving snacks only, juice served no more than two times per week	62	4	245	0	0	1	1	0	0
Meals and snacks prepared without deep frying	192	3	116	1	0	0	1	0	0
Snack Standards (All Programs)									
Grain-based snacks ≤ 200 mg sodium, ≤ 10 grams sugar, and ≥ 2 grams fiber per serving (for programs serving a majority of children 1-5 years of age, snacks ≤ 170 mg sodium)	89	26	196	1	0	0	1	0	0
Special Occasion Standards for Meals and Snacks (All Programs)									
Healthy options (e.g. fresh fruit, leafy green salad) are always available	269	0	42	1	0	0	1	0	0
Water is always available	269	0	42	1	0	0	1	0	0

	Department of Youth and Community Development ¹	Health and Hospitals Corporation ³	Human Resources Administration- Emergency Food Assistance Program ⁵
Number of programs providing food in agency:	1,049	16	1
Number of programs currently reporting:	100	16	1
Meals/snacks served annually:	1,958,143	7,646,871	0
Breakfast	159,024	1,741,633	0
Lunch	158,829	1,741,633	0
Dinner	691,889	1,791,355	0
Snacks	948,401	2,372,250	0

	In Compliance	Out of Compliance	Not Applicable	In Compliance	Out of Compliance	Not Applicable	In Compliance	Out of Compliance	Not Applicable
I. Standards for Purchased Food (all programs)									
All products have "0 grams" trans fat	100	0	0	16	0	0	1	0	0
All individual food items ≤ 480 mg sodium/serving	100	0	0	15	1	0	1	0	0
All beverages ≤ 25 calories per 8 ounces (except 100% juice with no added caloric sweeteners and milk)	100	0	0	16	0	0	1	0	0
Programs serving children age 18 and under only; No beverages with artificial or non-nutritive sweeteners	100	0	0	9	0	7	0	0	1
All juice is 100% fruit juice with no added caloric sweeteners	100	0	0	16	0	0	1	0	0
100% fruit juice is not served to children under 2 years of age for childcare facilities regulated by Article 47 of the NYC Health Code	0	0	100	0	0	16	0	0	1
Programs serving a majority of adults age 18 and over; All milk is 1% or non-fat and unsweetened	0	0	100	16	0	0	1	0	1
Programs serving a majority of adults age 18 and over only; All milk substitutes are unflavored	0	0	100	16	0	0	0	0	1
Programs serving children age 12 months to under age 2; All milk is whole and unsweetened	0	0	100	9	0	7	0	0	1
Programs serving a majority of children age 4 – 18; All unflavored milk is 1% or non-fat	100	0	0	0	0	16	1	0	0
Programs serving a majority of children age 4 – 18; All flavored milk or flavored milk substitutes are ≤ 130 calories per 8 ounces	100	0	0	0	0	16	0	0	1
All yogurt is non-fat or low-fat and plain or contains ≤ 30 g sugar per 8 oz or equivalent (e.g. ≤ 15 g sugar per 4 oz, ≤ 23g per 6 oz)	100	0	0	16	0	0	0	0	1
All cheese ≤ 350 mg sodium per serving	100	0	0	16	0	0	0	0	1

	Department of Youth and Community Development ¹			Health and Hospitals Corporation ³			Human Resources Administration- Emergency Food Assistance Program ²		
	In Compliance	Out of Compliance	Not Applicable	In Compliance	Out of Compliance	Not Applicable	In Compliance	Out of Compliance	Not Applicable
All sliced bread ≤ 180 mg sodium/serving, ≥ 2 grams fiber/serving, and is whole wheat/whole grain	100	0	0	16	0	0	0	0	1
All baked goods ≤ 290 mg sodium/serving	100	0	0	16	0	0	0	0	1
All cereal without dried fruit ≤ 215 mg sodium, ≥ 2 grams fiber, and ≤ 10 grams sugar/serving; in child care facilities cereal ≤ 6 grams sugar/serving	100	0	0	16	0	0	1	0	0
All cereal with dried fruit (e.g. dried cranberries, dates, and raisins) ≤ 215 mg sodium/serving, ≥ 2 grams fiber/serving, and ≤ 17 grams sugar/serving	100	0	0	16	0	0	1	0	0
All canned/frozen vegetables ≤ 220 mg sodium/serving	100	0	0	16	0	0	1	0	0
All canned/frozen beans ≤ 290 mg sodium/serving	100	0	0	16	0	0	1	0	0
All canned fruit packed in unsweetened juice or water (no syrup)	100	0	0	16	0	0	1	0	0
All canned/frozen seafood (e.g. tuna) ≤ 290 mg sodium/serving	100	0	0	16	0	0	1	0	0
All canned/frozen poultry ≤ 290 mg sodium/serving	100	0	0	16	0	0	1	0	0
All canned beef/pork ≤ 480 mg sodium/serving	0	0	100	16	0	0	0	0	1
All processed meat ≤ 480 mg sodium/serving	100	0	0	15	1	0	0	0	1
All salad dressings ≤ 290 mg sodium/serving	100	0	0	15	1	0	0	0	1
All sauces ≤ 480 mg sodium/serving	100	0	0	14	2	0	1	0	0
All portion-controlled items and other convenience foods (e.g. breaded chicken patty, frozen waffles) ≤ 480 mg sodium/serving	100	0	0	16	0	0	0	0	1
All frozen whole meals contain ≤ 35% of the daily sodium limit (adults and seniors: ≤ 805 mg, children 6-18 years: ≤ 770 mg)	100	0	0	16	0	0	1	0	0
Section II. Standards for Meals and Snacks									
Nutrition Standards (Programs Serving a Majority of the Population Age 18 and Over)									
Programs serving 3 meals per day:									
Serve 1800 – 2200 calories per day (or ≤ 2800 calories per day for programs serving men in adult correctional facilities)	0	0	100	15	1	0	0	0	1
Serve ≤ 2,300 mg sodium per day	0	0	100	14	2	0	0	0	1

	Department of Youth and Community Development ¹			Health and Hospitals Corporation ³			Human Resources Administration- Emergency Food Assistance Program ⁵		
	In Compliance	Out of Compliance	Not Applicable	In Compliance	Out of Compliance	Not Applicable	In Compliance	Out of Compliance	Not Applicable
Total fat ≤ 35% of calories per day	0	0	100	16	0	0	0	0	1
Saturated fat < 10% of calories per day	0	0	100	15	1	0	0	0	1
Serve ≥ 28 grams fiber per day	0	0	100	14	2	0	0	0	1
Programs serving 1 or 2 meals per day:									
Breakfast									
Serve 450 – 660 calories per breakfast	0	0	100	0	0	16	0	0	1
Serve ≤ 690 mg sodium per breakfast	0	0	100	0	0	16	0	0	1
Total fat ≤ 35% of calories per breakfast	0	0	100	0	0	16	0	0	1
Saturated fat < 10% of calories per breakfast	0	0	100	0	0	16	0	0	1
Serve ≥ 7 grams fiber per breakfast	0	0	100	0	0	16	0	0	1
Lunch									
Serve 540-770 calories per lunch	0	0	100	0	0	16	0	0	1
Serve ≤ 805 mg sodium per lunch	0	0	100	0	0	16	0	0	1
Total fat ≤ 35% of calories per lunch	0	0	100	0	0	16	0	0	1
Saturated fat < 10% of calories per lunch	0	0	100	0	0	16	0	0	1
Serve ≥ 8.4 grams fiber per lunch	0	0	100	0	0	16	0	0	1
Dinner									
Serve 540-770 calories per dinner	0	0	100	0	0	16	0	0	1
Serve ≤ 805 mg sodium per dinner	0	0	100	0	0	16	0	0	1
Total fat ≤ 35% of calories per dinner	0	0	100	0	0	16	0	0	1
Saturated fat < 10% of calories per dinner	0	0	100	0	0	16	0	0	1
Serve ≥ 8.4 grams fiber per dinner	0	0	100	0	0	16	0	0	1
Nutrition Standards (Programs Serving a Majority of Children Under 18 Years of Age)									
Programs serving 3 meals per day:									
Serve 1800 – 2200 calories per day (or ≤ 2500 calories per day for agencies serving boys in youth detention facilities)	0	0	100	0	0	16	0	0	1
Serve ≤ 2,200 mg sodium per day (or ≤ 1700 mg for agencies serving a majority of children 1-5 years of age)	0	0	100	0	0	16	0	0	1
Total fat ≤ 35% of calories per day	0	0	100	0	0	16	0	0	1
Saturated fat < 10% of calories per day	0	0	100	0	0	16	0	0	1
Serve ≥ 25 grams fiber per day (or ≥ 19 grams per day for agencies serving a majority of children 1 – 4 years of age)	0	0	100	0	0	16	0	0	1

	Department of Youth and Community Development ¹			Health and Hospitals Corporation ³			Human Resources Administration- Emergency Food Assistance Program ⁶		
	In Compliance	Out of Compliance	Not Applicable	In Compliance	Out of Compliance	Not Applicable	In Compliance	Out of Compliance	Not Applicable
Programs serving 1 or 2 meals per day:									
Breakfast									
Serve 450 – 660 calories per breakfast (or 350-600 for agencies participating in the National School Breakfast and School Lunch Programs)	0	0	100	0	0	16	0	0	1
Serve ≤ 660 mg sodium per breakfast (or ≤ 510 mg for agencies serving a majority of children 1 – 5 years of age)	0	0	100	0	0	16	0	0	1
Total fat ≤ 35% of calories per breakfast	0	0	100	0	0	16	0	0	1
Saturated fat < 10% of calories per breakfast	0	0	100	0	0	16	0	0	1
Serve ≥ 6.3 grams fiber per breakfast (or ≥ 4.8 grams for agencies serving a majority of children 1 – 4 years of age)	0	0	100	0	0	16	0	0	1
Lunch									
Serve 540 – 770 calories per lunch (or 550-850 for agencies participating in the National School Breakfast and School Lunch Programs)	100	0	0	0	0	16	0	0	1
Serve ≤ 770 mg sodium per lunch (or ≤ 595 mg for agencies serving a majority of children 1 – 5 years of age)	100	0	0	0	0	16	0	0	1
Total fat ≤ 35% of calories per lunch	100	0	0	0	0	16	0	0	1
Saturated fat < 10% of calories per lunch	100	0	0	0	0	16	0	0	1
Serve ≥ 7.5 grams fiber per lunch (or ≥ 5.7 grams per day for agencies serving a majority of children 1 – 4 years of age)	0	100	0	0	0	16	0	0	1
Dinner									
Serve 540 – 770 calories per dinner	100	0	0	0	0	16	0	0	1
Serve ≤ 770 mg sodium per dinner (or ≤ 595 mg for agencies serving a majority of children 1 – 5 years of age)	0	100	0	0	0	16	0	0	1
Total fat ≤ 35% of calories per dinner	100	0	0	0	0	16	0	0	1
Saturated fat < 10% of calories per dinner	100	0	0	0	0	16	0	0	1
Serve ≥ 7.5 grams fiber per dinner (or ≥ 5.7 grams per day for agencies serving a majority of children 1 – 4 years of age)	100	0	0	0	0	16	0	0	1
Meal Standards (All Programs)									
At least 2 servings fruits and/or vegetables provided at lunch	100	0	0	15	1	0	0	0	1

	Department of Youth and Community Development ¹				Health and Hospitals Corporation ³				Human Resources Administration- Emergency Food Assistance Program ⁵			
	In Compliance	Out of Compliance	Not Applicable	In Compliance	Out of Compliance	Not Applicable	In Compliance	Out of Compliance	Not Applicable	In Compliance	Out of Compliance	Not Applicable
At least 2 servings fruits and/or vegetables provided at dinner	100	0	0	15	1	0	0	0	0	0	0	1
At least 5 servings fruits and vegetables provided per day, if serving 3 meals per day	0	0	100	16	0	0	0	0	0	0	0	1
For programs serving meals 3 – 5 days per week: Non-starchy vegetables served at least 3 times per week at lunch and at dinner	100	0	0	0	0	16	0	0	0	0	0	1
For programs serving meals 6 – 7 days per week: Non-starchy vegetables served at least 5 times per week at lunch and at dinner	0	0	100	16	0	0	0	0	0	0	0	1
Water available at all meals	100	0	0	16	0	0	0	0	0	0	0	1
Juice served in 6 ounce portions or less (4 ounces or less for childcare facilities regulated by Article 47 of the NYC Health Code)	100	0	0	16	0	0	0	0	0	0	0	1
For programs serving meals: Juice served no more than one time per day; for programs serving snacks only, juice served no more than two times per week	100	0	0	16	0	0	0	0	0	0	0	1
Meals and snacks prepared without deep frying	100	0	0	15	1	0	0	0	0	0	0	1
Snack Standards (All Programs)												
Grain-based snacks ≤ 200 mg sodium, ≤ 10 grams sugar, and ≥ 2 grams fiber per serving (for programs serving a majority of children 1-5 years of age, snacks ≤ 170 mg sodium)	100	0	0	0	16	0	0	0	0	0	0	1
Special Occasion Standards for Meals and Snacks (All Programs)												
Healthy options (e.g. fresh fruit, leafy green salad) are always available	100	0	0	16	0	0	0	0	0	0	0	1
Water is always available	100	0	0	16	0	0	0	0	0	0	0	1

	Human Resources Administration- HIV/AIDS Services Administration ³	Department of Parks and Recreation ⁶
Number of programs providing food in agency:	76	6
Number of programs currently reporting:	76	6
Meals/snacks served annually:	566,151	5,953
Breakfast	142,222	0
Lunch	89,547	0
Dinner	256,382	0
Snacks	78,000	5,953

	In Compliance	Out of Compliance	Not Applicable	In Compliance	Out of Compliance	Not Applicable
I. Standards for Purchased Food (all programs)						
All products have "0 grams" trans fat	57	1	18	6	0	0
All individual food items ≤ 480 mg sodium/serving	57	1	18	6	0	0
All beverages ≤ 25 calories per 8 ounces (except 100% juice with no added caloric sweeteners and milk)	53	1	22	6	0	0
Programs serving children age 18 and under only: No beverages with artificial or non-nutritive sweeteners	1	0	75	6	0	0
All juice is 100% fruit juice with no added caloric sweeteners	52	0	24	6	0	0
100% fruit juice is not served to children under 2 years of age for childcare facilities regulated by Article 47 of the NYC Health Code	2	0	74	0	0	6
Programs serving a majority of adults age 18 and over: All milk is 1% or non-fat and unsweetened	52	1	23	0	0	6
Programs serving a majority of adults age 18 and over only: All milk substitutes are unflavored	36	0	40	0	0	6
Programs serving children age 12 months to under age 2: All milk is whole and unsweetened	1	0	75	0	0	6
Programs serving a majority of children age 4 – 18: All unflavored milk is 1% or non-fat	1	0	75	6	0	0
Programs serving a majority of children age 4 – 18: All flavored milk or flavored milk substitutes are ≤ 130 calories per 8 ounces	1	0	75	0	0	6
All yogurt is non-fat or low-fat and plain or contains ≤ 30 g sugar per 8 oz or equivalent (e.g. ≤ 15 g sugar per 4 oz, ≤ 23g per 6 oz)	46	0	30	6	0	0
All cheese ≤ 350 mg sodium per serving	50	0	26	6	0	0
All sliced bread ≤ 180 mg sodium/serving, ≥ 2 grams fiber/serving, and is whole wheat/whole grain	50	0	26	0	0	6
All baked goods ≤ 290 mg sodium/serving	47	0	29	0	0	6
All cereal without dried fruit ≤ 215 mg sodium, ≥ 2 grams fiber, and ≤ 10 grams sugar/serving; in child care facilities cereal ≤ 6 grams sugar/serving	30	0	46	6	0	0
All cereal with dried fruit (e.g. dried cranberries, dates, and raisins) ≤ 215 mg sodium/serving, ≥ 2 grams fiber/serving, and ≤ 17 grams sugar/serving	41	0	35	0	0	6

Human Resources Administration- HIV/AIDS Services Administration³ Department of Parks and Recreation⁴

	In Compliance	Out of Compliance	Not Applicable	In Compliance	Out of Compliance	Not Applicable
All canned/frozen vegetables ≤ 220 mg sodium/serving	41	8	27	0	0	6
All canned/frozen beans ≤ 290 mg sodium/serving	47	0	29	0	0	6
All canned fruit packed in unsweetened juice or water (no syrup)	48	0	28	5	1	0
All canned/frozen seafood (e.g. tuna) ≤ 290 mg sodium/serving	39	0	37	0	0	6
All canned/frozen poultry ≤ 290 mg sodium/serving	32	0	44	0	0	6
All canned beef/pork ≤ 480 mg sodium/serving	24	0	52	0	0	6
All processed meat ≤ 480 mg sodium/serving	36	0	40	0	0	6
All salad dressings ≤ 290 mg sodium/serving	46	2	28	0	0	6
All sauces ≤ 480 mg sodium/serving	46	1	29	0	0	6
All portion-controlled items and other convenience foods (e.g. breaded chicken patty, frozen waffles) ≤ 480 mg sodium/serving	34	1	41	0	0	6
All frozen whole meals contain ≤ 35% of the daily sodium limit (adults and seniors: ≤ 805 mg, children 6-18 years: ≤ 770 mg)	24	0	52	0	0	6
Section II. Standards for Meals and Snacks						
Nutrition Standards (Programs Serving a Majority of the Population Age 18 and Over)						
Programs serving 3 meals per day:						
Serve 1800 – 2200 calories per day (or ≤ 2800 calories per day for programs serving men in adult correctional facilities)	11	0	65	0	0	6
Serve ≤ 2,300 mg sodium per day	11	1	64	0	0	6
Total fat ≤ 35% of calories per day	12	0	64	0	0	6
Saturated fat < 10% of calories per day	12	0	64	0	0	6
Serve ≥ 28 grams fiber per day	10	2	64	0	0	6
Programs serving 1 or 2 meals per day:						
Breakfast						
Serve 450 – 660 calories per breakfast	16	0	60	0	0	6
Serve ≤ 690 mg sodium per breakfast	16	0	60	0	0	6
Total fat ≤ 35% of calories per breakfast	16	0	60	0	0	6
Saturated fat < 10% of calories per breakfast	16	0	60	0	0	6
Serve ≥ 7 grams fiber per breakfast	13	0	63	0	0	6
Lunch						
Serve 540-770 calories per lunch	3	0	73	0	0	6
Serve ≤ 805 mg sodium per lunch	3	0	73	0	0	6
Total fat ≤ 35% of calories per lunch	3	0	73	0	0	6
Saturated fat < 10% of calories per lunch	3	0	73	0	0	6

	Human Resources Administration- HIV/AIDS Services Administration ³			Department of Parks and Recreation ⁶		
	In Compliance	Out of Compliance	Not Applicable	In Compliance	Out of Compliance	Not Applicable
Serve 540 – 770 calories per dinner	0	1	75	0	0	6
Serve ≤ 770 mg sodium per dinner (or ≤ 595 mg for agencies serving a majority of children 1– 5 years of age)	1	0	75	0	0	6
Total fat ≤ 35% of calories per dinner	1	0	75	0	0	6
Saturated fat < 10% of calories per dinner	0	1	75	0	0	6
Serve ≥ 7.5 grams fiber per dinner (or ≥ 5.7 grams per day for agencies serving a majority of children 1– 4 years of age)	1	0	75	0	0	6
Meal Standards (All Programs)						
At least 2 servings fruits and/or vegetables provided at lunch	34	0	42	0	0	6
At least 2 servings fruits and/or vegetables provided at dinner	32	0	44	0	0	6
At least 5 servings fruits and vegetables provided per day, if serving 3 meals per day	11	1	64	0	0	6
For programs serving meals 3 – 5 days per week: Non-starchy vegetables served at least 3 times per week at lunch and at dinner	13	0	63	0	0	6
For programs serving meals 6 – 7 days per week: Non-starchy vegetables served at least 5 times per week at lunch and at dinner	22	0	54	0	0	6
Juice served in 6 ounce portions or less (4 ounces or less for childcare facilities regulated by Article 47 of the NYC Health Code)	46	0	30	6	0	0
For programs serving meals: Juice served no more than one time per day; for programs serving snacks only, juice served no more than two times per week	37	0	39	6	0	0
Meals and snacks prepared without deep frying	75	1	0	6	0	0
Snack Standards (All Programs)						
Grain-based snacks ≤ 200 mg sodium, ≤ 10 grams sugar, and ≥ 2 grams fiber per serving (for programs serving a majority of children 1-5 years of age, snacks ≤ 170 mg sodium)	30	12	34	6	0	0
Special Occasion Standards for Meals and Snacks (All Programs)						
Healthy options (e.g. fresh fruit, leafy green salad) are always available	73	3	0	6	0	0
Water is always available	73	3	0	6	0	0

⁶While the Department of Citywide Administrative Services (DCAS) participates in the implementation of the Standards as purchaser of food for numerous agencies, it does not submit a compliance report as information on items procured by DCAS is captured in the reports of other agencies

^{**}Information is based on a review of food and beverages purchased and a one month sample of menus and nutrition analysis from any month in the year prior to the report's publication. Agencies were asked to submit a copy of menus and nutrition analysis to the Health Department for verification.

¹Compliance data largely based on information submitted by agency program sites and/or program caterer from a self-report survey tool and is not verified; agencies continue to work to enhance processes to assess accuracy of program site and/or caterer self-report and to improve data quality going forward

²Compliance data based on field visits conducted by agency staff

³Compliance data based on a combination of self-report survey and field visits or data collection coordinated by agency staff

⁴Agency utilizes centralized menu and food ordering process; information for all locations based on agency assessment of products purchased and menu analysis conducted by agency nutritionists

⁵Agency purchases food only

⁶Agency serves snacks only

⁷The total number of meals and snacks served annually was extrapolated from the number of meals and snacks reported and percentage of programs reporting

APPENDIX H

GREEN CART PERMITS IN FY2019

	BRONX	BROOKLYN	QUEENS	MANHATTAN	STATEN ISLAND	TOTAL
Permits issued in FY2019	42	16	45	10	0	113
Persons on the Waiting List*	0	0	0	0	0	0
Currently Active Permits**	102	36	109	19	0	266
Green Carts using EBT terminals (approximate)***	11	1	0	3	0	15

* Waitlists are now exhausted. The programming to create new waitlists in Accela is currently being tested. Following successful testing, new waitlists will be created and used to fill permit vacancies. Vendors can be on multiple waitlists at the same time, so the numbers will not necessarily represent unique individuals.

** Currently active permits as of 7/31/2019

*** Number fluctuates due to vendor usage

APPENDIX I

SUMMARY OF VIOLATIONS AND INSPECTIONS OF GREEN CARTS INSPECTED BY THE DOHMH

BRONX	FY 2012	FY2013	FY2014	FY2015	FY2016	FY2017	FY2018	FY2019
Violations Issued	207	235	200	208	233	220	154	181
Inspections Conducted	318	519	623	697	430	243	229	184
BROOKLYN								
Violations Issued	67	80	97	82	84	62	26	19
Inspections Conducted	124	193	241	221	136	56	38	17
MANHATTAN								
Violations Issued	147	236	144	137	193	166	160	102
Inspections Conducted	156	403	366	375	237	172	121	104
QUEENS								
Violations Issued	15	28	45	13	51	27	11	21
Inspections Conducted	26	97	130	89	84	42	21	25
STATEN ISLAND								
Violations Issued			0					0
Inspections Conducted			3					0
TOTAL VIOLATIONS ISSUED	436	579	486	440	561	475	351	323
TOTAL INSPECTIONS CONDUCTED	624	1212	1363	1382	887	513	409	330

APPENDIX J

VENDORS AT GREENMARKETS

BOROUGH	MARKET	AVERAGE	MAX	MIN
Manhattan	175th Street Thu	8.5	10.0	6.0
Brooklyn	4th Ave Sunset Park Sat	4.1	5.0	2.0
Manhattan	57th Street Sat	4.0	6.0	3.0
Manhattan	57th Street Wed	3.2	4.0	2.0
Brooklyn	6th Ave Sunset Park Sat	6.1	8.0	3.0
Manhattan	79St/Nat.History/Roosevelt Pk Sun	32.8	39.0	10.0
Manhattan	82nd/St. Stephen's Sat	11.0	13.0	3.0
Manhattan	92nd Street Sun	9.0	10.0	6.0
Manhattan	97th Street Fri	14.7	18.0	10.0
Manhattan	Abingdon Square Sat	10.2	13.0	5.0
Queens	Astoria Health Ctr Plgd Wed	1.0	1.0	1.0
Brooklyn	Bartel Pritchard Sq Sun	5.9	7.0	3.0
Brooklyn	Bartel Pritchard Sq Wed	3.5	5.0	1.0
Brooklyn	Bay Ridge Sat	6.3	8.0	3.0
Brooklyn	Bensonhurst Sun	2.3	3.0	1.0
Brooklyn	Borough Park Thu	3.8	4.0	1.0
Manhattan	Bowling Green Thu	3.7	6.0	2.0
Manhattan	Bowling Green Tue	3.5	6.0	1.0
Bronx	Bronx Borough Hall Tue	6.1	7.0	5.0
Brooklyn	Brooklyn Borough Hall Sat	9.7	12.0	4.0
Brooklyn	Brooklyn Borough Hall Thu	5.4	7.0	2.0
Brooklyn	Brooklyn Borough Hall Tue	6.8	9.0	2.0
Brooklyn	Carroll Gardens Sun	11.4	14.0	1.0
Manhattan	City Hall Fri	2.7	4.0	1.0
Manhattan	City Hall Tue	2.6	3.0	1.0
Manhattan	Columbia Sun	15.6	19.0	3.0
Manhattan	Columbia Thu	11.0	15.0	3.0
Queens	Corona Fri	3.8	5.0	1.0
Brooklyn	Cortelyou Sun	11.1	13.0	5.0
Manhattan	Dag Hammarskjold Pl Wed	11.0	15.0	5.0
Queens	Elmhurst Hospital Tue	5.0	6.0	3.0
Queens	Flushing Wed	1.0	1.0	1.0
Bronx	Fordham Plaza Fri	3.4	5.0	1.0
Queens	Forest Hills Sun	14.6	17.0	4.0
Brooklyn	Fort Greene Sat	20.4	26.0	14.0
Manhattan	Fort Washington Tue	8.4	9.0	6.0
Brooklyn	Grand Army Pl Sat	31.2	38.0	13.0

BOROUGH	MARKET	AVERAGE	MAX	MIN
Manhattan	Inwood Sat	17.8	20.0	10.0
Queens	Jackson Heights Sun	18.4	23.0	5.0
Bronx	Lincoln Hospital Fri	4.0	4.0	3.0
Bronx	Lincoln Hospital Tue	3.9	4.0	3.0
Brooklyn	McCarren Pk / Greenpoint Sat	18.9	22.0	12.0
Manhattan	Mount Sinai Wed	6.4	8.0	3.0
Manhattan	Oculus Tue	6.4	8.0	4.0
Bronx	Parkchester Fri	5.6	6.0	3.0
Bronx	Poe Park Tue	7.0	8.0	5.0
Manhattan	Rockefeller Fri	16.3	17.0	15.0
Manhattan	Rockefeller Thu	14.5	15.0	13.0
Manhattan	Rockefeller Wed	15.5	16.0	14.0
Staten Island	Saint George Sat	7.3	10.0	4.0
Manhattan	Staten Island Ferry Whitehall Fri	2.0	2.0	2.0
Manhattan	Staten Island Ferry Whitehall Tue	2.0	2.0	2.0
Staten Island	Staten Island Mall Sat	8.2	11.0	4.0
Manhattan	Stuyvesant Town Sun	10.8	12.0	8.0
Queens	Sunnyside Sat	12.8	17.0	4.0
Manhattan	Tompkins Square Sun	9.6	12.0	6.0
Manhattan	Tribeca Sat	10.7	13.0	5.0
Manhattan	Tribeca Wed	1.7	3.0	1.0
Manhattan	Tucker Sat	12.7	17.0	6.0
Manhattan	Tucker Thu	7.7	12.0	3.0
Manhattan	Union Square Fri	45.8	56.0	24.0
Manhattan	Union Square Mon	29.9	38.0	3.0
Manhattan	Union Square Sat	72.4	87.0	37.0
Manhattan	Union Square Wed	58.8	77.0	20.0
Manhattan	Water Street at Coenties Slip Thu	3.7	5.0	2.0
Brooklyn	Williamsburg Thu	2.9	3.0	1.0

LOCAL LAW 52

INT. NO. 1194-A

By Council Members Palma, Cabrera, Chin, James, Koppell, Brewer, Eugene, Vacca, Van Bramer, Levin, Rodriguez, Gentile and Gennaro

A Local Law to amend the New York city charter and the administrative code of the city of New York, in relation to assessing food security.

Be it enacted by the Council as follows:

Section 1. Section 20 of the New York city charter is amended by adding a new subdivision j to read as follows:

j. The director or the director's designee, in consultation with the commissioner of the department of health and mental hygiene, the commissioner of the department of social services/human resources administration, or their respective designees, and community based organizations and service providers with relevant expertise and such other individuals as the director shall designate, shall establish a set of indicators to measure food security. Such indicators shall include but need not be limited to an analysis of existing federal data on food security and the use and impact of governmental nutrition assistance programs. The director, or the director's designee, shall prepare and present a report on such indicators to be included in the annual city foodsystem metrics report required pursuant to section 3-120 of the code.

§ 2. Subdivision a of section 3-120 of the administrative code of the city of New York, as added by local law 52 for the year 2011, is amended to read as follows:

§ 3-120 Annual city food system metrics report. a. No later than September first, two thousand twelve, and no later than every September first thereafter, the office of long-term planning and sustainability shall prepare and submit to the mayor and the speaker of the city council a report regarding the production, processing, distribution and consumption of food in and for the city of New York during the previous fiscal year. Such report shall include:

1. the number, size in acres, county and type of production of, and annual dollar amount of city financial support received by, farms participating in the watershed agricultural program;

2. the total dollar amount of expenditures by the department of education on milk and other food products that are subject to the United States department of agriculture country of origin labeling requirements, disaggregated and sorted by the product and country of origin in which the essential components of such food products were grown, agriculturally produced and harvested, to the extent such information is reported to the department of education. For any such product where there are multiple countries of origin, the total dollar amount of expenditures, disaggregated by product, shall be separately listed, to the extent such information is reported to the department of education. If the country of origin of milk or fresh whole produce is the United States, for the report due no later than September first, two thousand thirteen, and in every report thereafter, and to the extent such information is reported to the department of education, such report shall include the total dollar amount of expenditures on such milk or fresh whole produce that is local or regional. For purposes of this paragraph, milk or fresh whole produce shall be considered "local" if grown, agriculturally produced and harvested within New York state, and shall be considered "regional" if such food products were grown, agriculturally produced and harvested within the states of Connecticut, Delaware, Maine, Maryland, Massachusetts, New Hampshire, New Jersey, Ohio, Pennsylvania, Rhode Island, Vermont, Virginia or West Virginia;

3. the location, sorted by community board and size in square feet, of each community garden located on city-owned property that is registered with and licensed by the department of parks and recreation, and whether each such garden engages in food production;

4. the number of food manufacturers receiving monetary benefits from the economic development corporation or industrial development agency and the annual dollar amount of such benefits per food manufacturer. For purposes of this paragraph, "food manufacturer" shall mean any natural person, partnership, corporation or other association that processes or fabricates food products from raw materials for commercial purposes, provided that it shall not include any establishment engaged solely in the warehousing, distribution or retail sale of products;

5. the daily number of truck and rail trips to or through Hunts Point Market for the purpose of delivering food to Hunts Point Market, to the extent such information is available. For purposes of this paragraph, "Hunts Point Market" shall mean the food distribution center located in Hunts Point in the borough of the Bronx, and shall include the meat, fish and produce markets operating at such location;

LOCAL LAW 52

6. for the report due no later than September first, two thousand thirteen, and in every fifth report thereafter, the amount of grocery store space per capita, sorted by community board, and the number of grocery stores that opened during the past five calendar years, sorted by community board, to the extent such information is available. The office of long-term planning and sustainability shall request such information, as necessary, from the New York state department of agriculture and markets;
7. the number, community board, and number of employees, of grocery stores receiving financial benefits under the food retail expansion to support health program;
8. the number of establishments participating in the healthy bodega initiative administered by the department of health and mental hygiene, sorted by borough;
9. the number of job training programs administered by the department of small businesses services or the workforce investment board to aid individuals seeking work in food manufacturing, food supply, food service or related industries, sorted by borough;
10. the total number of meals served by city agencies or their contractors, including but not limited to meals served in public schools, hospitals, senior centers, correctional facilities, and homeless shelters, and not including food sold in vending machines or by a concessionaire, sorted by agency;
11. for each required city agency food standard developed pursuant to executive order number one hundred twenty-two, dated September nineteenth, two thousand eight, the total number of programs or other relevant entities that purchase, prepare or serve meals, not including food sold in vending machines or by a concessionaire, that are in full compliance with each such standard and the total number that are not in full compliance with each such standard, sorted by agency;
12. the number of and amount of annual revenue earned from vending machines located in facilities operated by the department of education;
13. the number of persons sixty-five years or older receiving benefits through the supplemental nutritional assistance program ("SNAP") administered by the United States department of agriculture;

14. the number and description of, and dollar amount spent by, the human resources administration on SNAP outreach programs;

15. the number and description of, and dollar amount spent on, nutrition education programs administered by the human resources administration and department of health and mental hygiene;

16. the number of salad bars in public schools and in hospitals operated by the health and hospitals corporation, respectively, sorted by borough;

17. the total amount expended by the department of citywide administrative services to purchase water other than tap water;

18. information concerning the green cart initiative administered by the department of health and mental hygiene, including the number of applications for permits, the number of permits issued, the number of persons on the waiting list, the number of violations issued to green carts, the location of such carts when such violations were issued and, to the extent such information is available, the number of permit holders who accept electronic benefit transfer, sorted by borough; [and]

19. the number of vendors at greenmarkets, farmers' markets and similar markets operated by the council on the environment of New York city or any successor entity, and the average number of vendors at such markets, sorted by borough[.]; and

20. for the report due no later than September first, two thousand fourteen, and in every report thereafter, contents of the report on food security as required by subdivision j of section 20 of the charter.

§ 3. This local law shall take effect immediately.



FRESH LOCAL PRODUCE
Cilantro
\$ 1.50 /bunch

FRESH LOCAL PRODUCE
Radishes
\$ 2.50 /lb

KEEP FRESH
100% NON-GMO
ANY...

FRESH LOCAL PRODUCE
Radishes
bunch