

DAILY REPORT

5/10/2021

(Data from Sunday, May 09, 2021)

SINGLE ADULTS	
Drop-in Center Clients Served	411
Drop-in Center Overnight Census	140
Faith Bed Census	25
Outreach Contacts	261
Outreach Placements	7
Safe Haven Utilization	1062
Veterans In Short-term Housing	195
Criminal Justice Short-term Housing	93

FAMILY INTAKE	
Families Requesting Temporary Housing at PATH	52
Adult Families Requesting Temporary Housing at AFIC	5
Families Placed in Overnight Accommodations	0
Families w/children at PATH Overnight (pre 10PM)	0

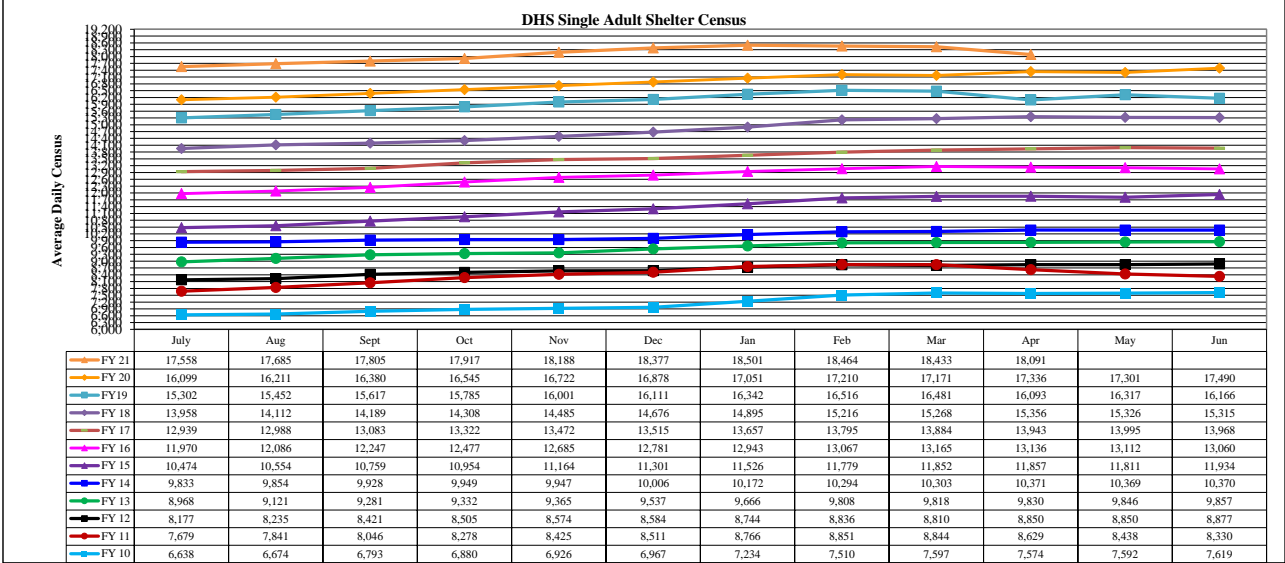
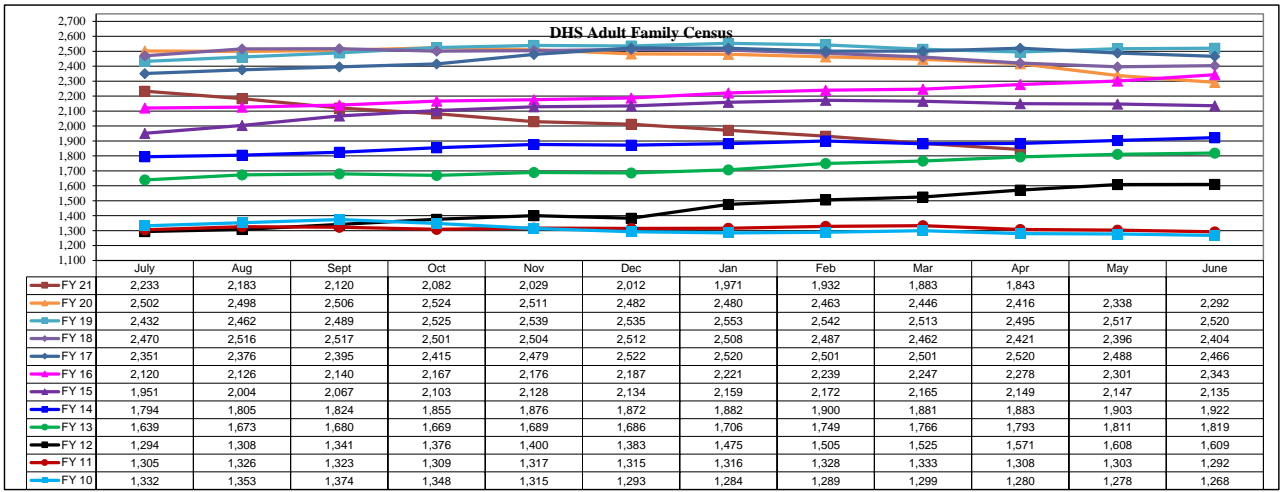
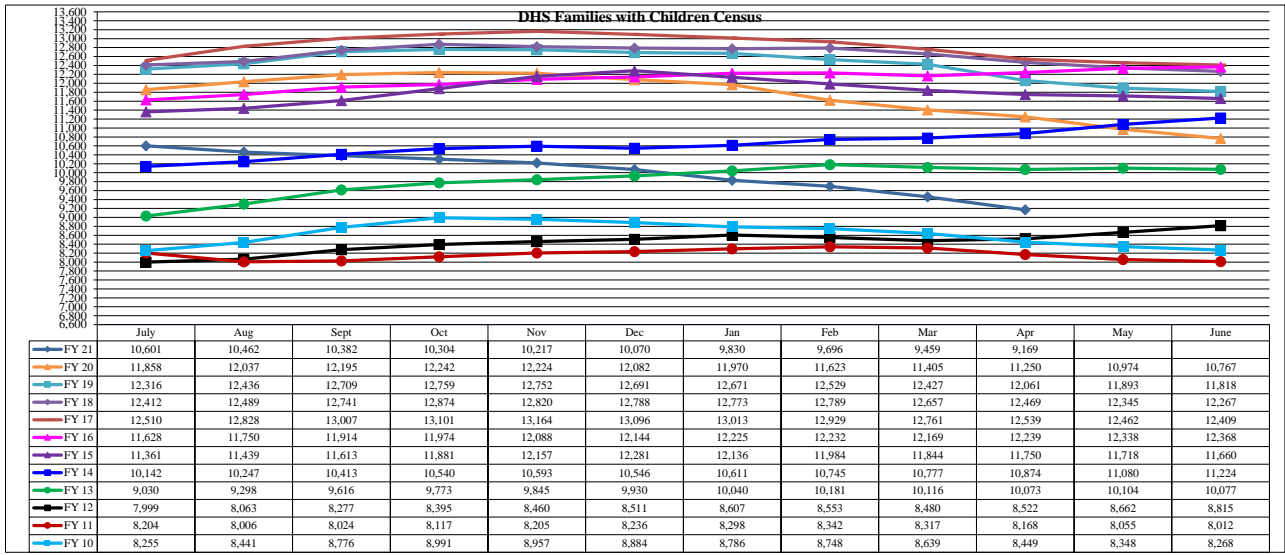
TOTAL SHELTER CENSUS	
Adults	33,565
Children	15,619
Total Individuals	49,184

SINGLE ADULTS	
Men	13,614
Women	4,346
Total Single Adults	17,960

FAMILIES WITH CHILDREN	
Families	8,981
Adults	11,814
Children	15,619
Individuals	27,433

ADULT FAMILIES CENSUS	
Families	2,802
Individuals (Adults)	3,791

x



*Due to data conversion the average monthly census for December 2011 and January 2012 for Families with Children and Adult Families is based upon data for a partial month.