

**DAILY REPORT**

1/17/2020

(Data from Thursday, January 16, 2020)

Code Blue

SINGLE ADULTS	
Drop-in Center Clients Served	628
Drop-in Center Overnight Census	263
Faith Bed Census	177
Outreach Contacts	329
Outreach Placements	20
Safe Haven Utilization	1065
Veterans In Short-term Housing	254
Criminal Justice Short-term Housing	218

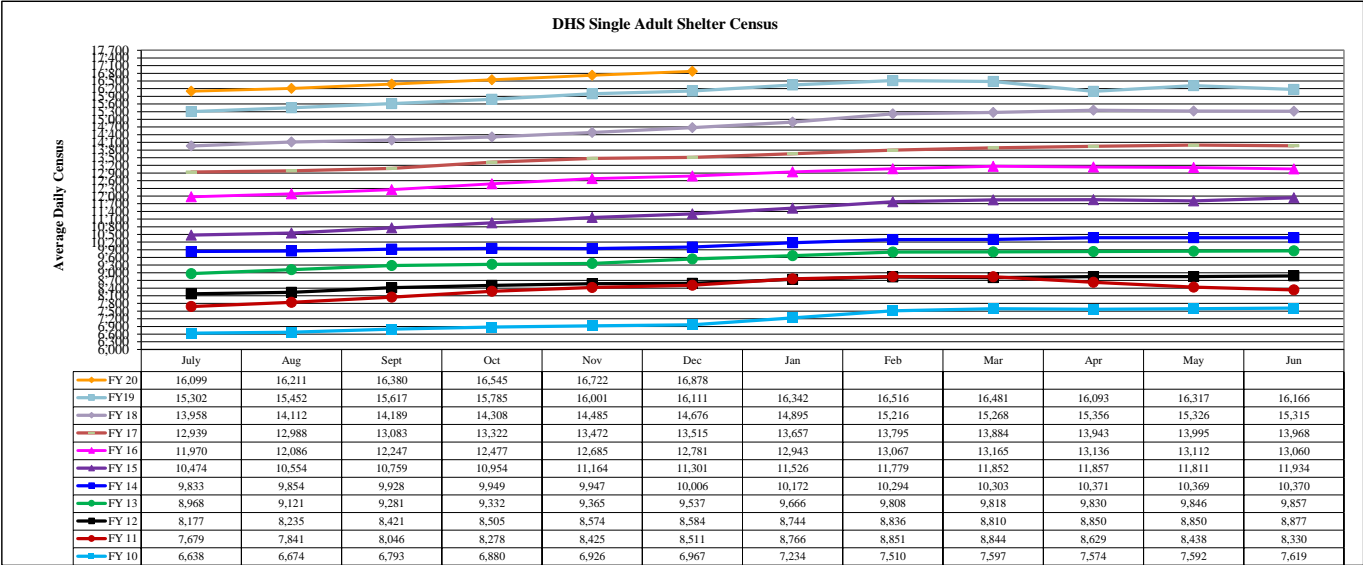
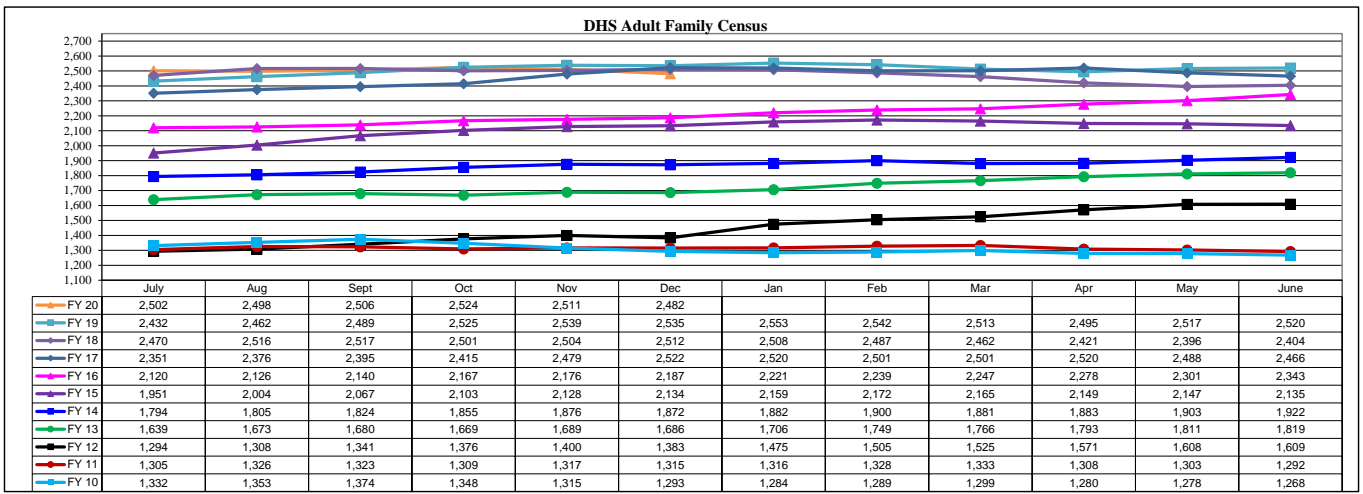
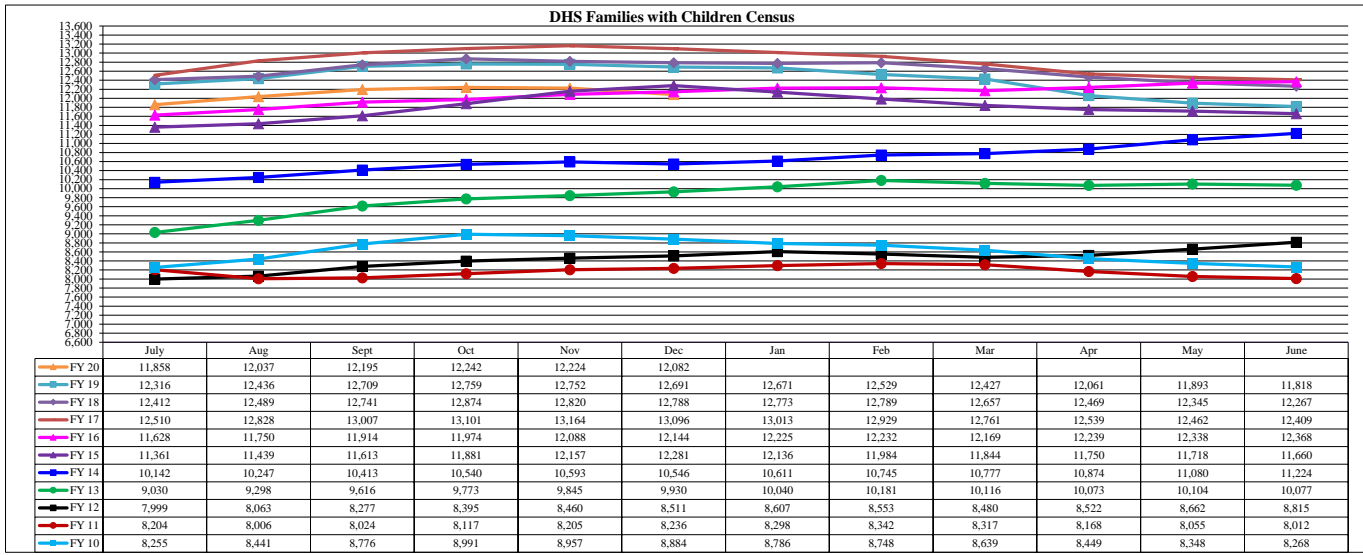
FAMILY INTAKE	
Families Requesting Temporary Housing at PATH	109
Adult Families Requesting Temporary Housing at AFIC	27
Families Placed in Overnight Accommodations	0
Families w/children at PATH Overnight (pre 10PM)	0

TOTAL SHELTER CENSUS	
Adults	38,418
Children	21,497
<b>Total Individuals</b>	<b>59,915</b>

SINGLE ADULT SHELTER CENSUS	
Men	12,411
Women	4,674
<b>Total Single Adults</b>	<b>17,085</b>

FAMILIES WITH CHILDREN CENSUS	
Families	12,028
Adults	16,115
Children	21,497
<b>Individuals</b>	<b>37,612</b>

ADULT FAMILIES CENSUS	
Families	2,479
<b>Individuals (Adults)</b>	<b>5,218</b>



\*Due to data conversion the average monthly census for December 2011 and January 2012 for Families with Children and Adult Families is based upon data for a partial month.