

DAILY REPORT

9/28/2022

(Data from Tuesday, September 27, 2022)

SINGLE ADULTS	
Drop-in Center Clients Served	544
Drop-in Center Overnight Census	166
Faith Bed Census	27
Outreach Contacts	379
Outreach Placements	32
Safe Haven Utilization	1515
Veterans In Short-term Housing	178
Criminal Justice Short-term Housing (Note: This count is also included in the TOTAL SHELTER CENSUS)	160

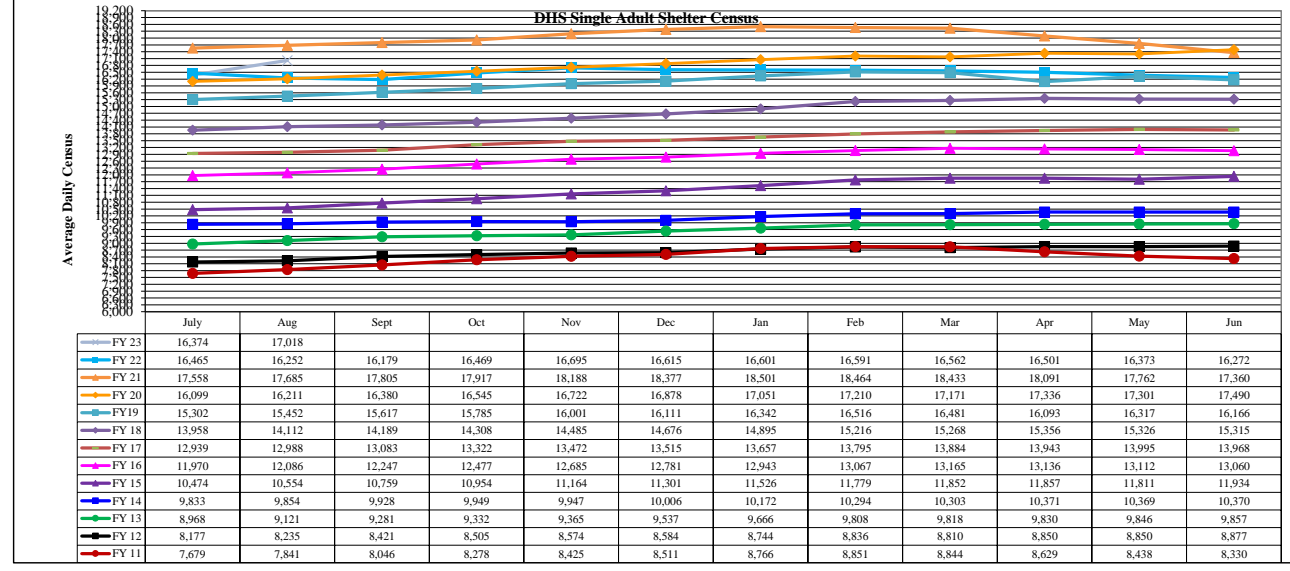
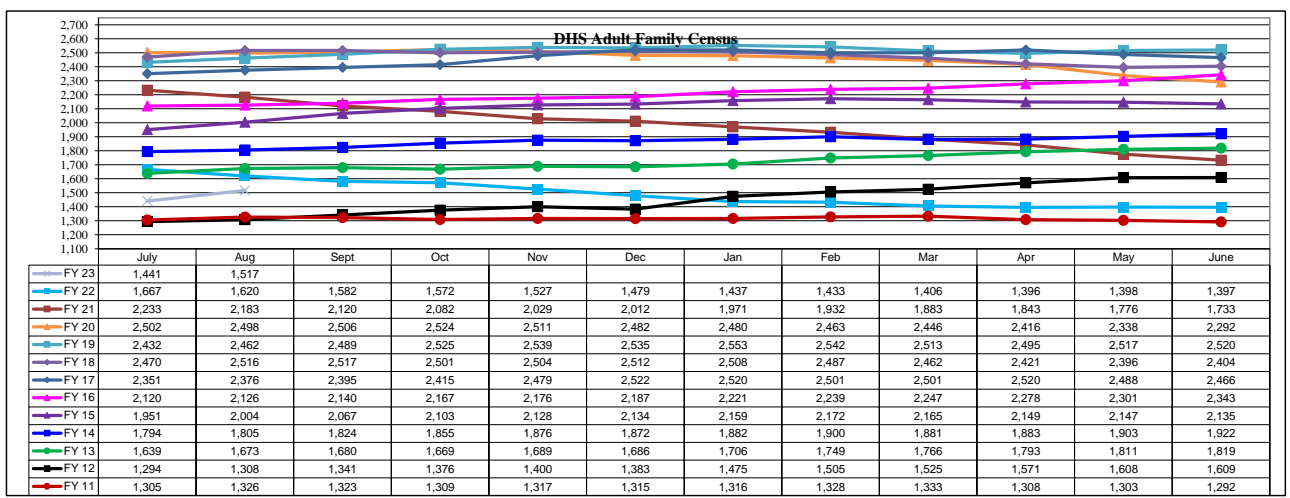
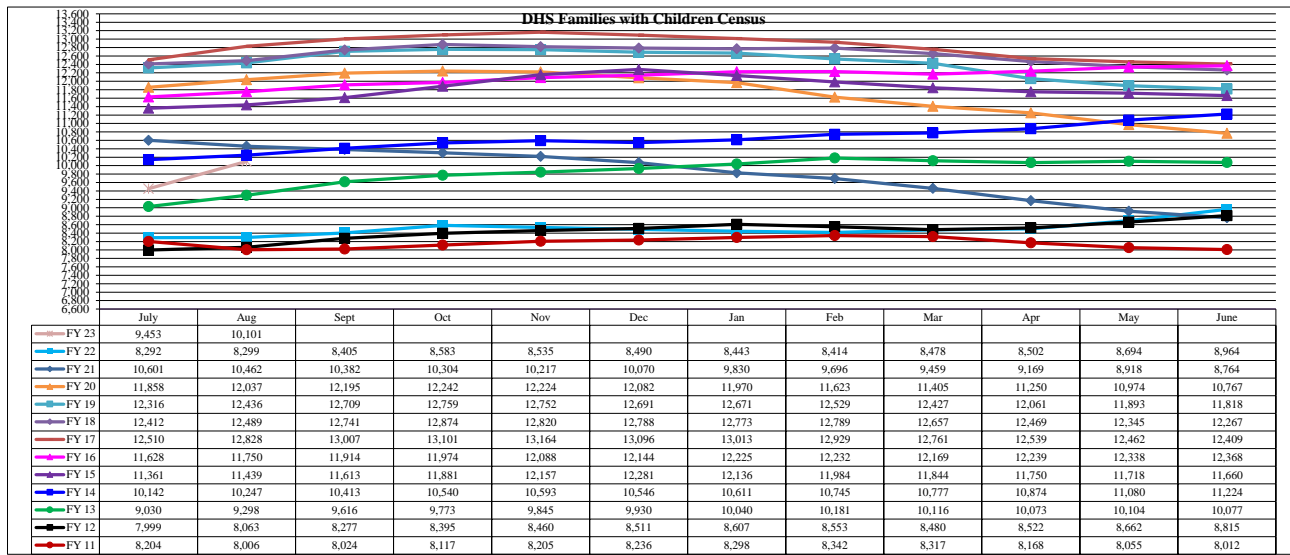
FAMILY INTAKE	
Families Requesting Temporary Housing at PATH	136
Adult Families Requesting Temporary Housing at AFIC	48
Families Placed in Overnight Accommodations	0
Families w/children at PATH Overnight (pre 10PM)	0

TOTAL SHELTER CENSUS	
Adults	39,732
Children	19,394
Total Individuals	59,126

SINGLE ADULTS	
Men	14,643
Women	4,365
Total Single Adults	19,008

FAMILIES WITH CHILDREN	
Families	11,432
Adults	16,559
Children	19,394
Individuals	35,953

ADULT FAMILIES CENSUS	
Families	1,966
Individuals (Adults)	4,165



*Due to data conversion the average monthly census for December 2011 and January 2012 for Families with Children and Adult Families is based upon data for a partial month.