

**DAILY REPORT**

10/4/2022

(Data from Monday, October 03, 2022)

SINGLE ADULTS	
Drop-in Center Clients Served	555
Drop-in Center Overnight Census	186
Faith Bed Census	29
Outreach Contacts	308
Outreach Placements	36
Safe Haven Utilization	1529
Veterans In Short-term Housing	180
Criminal Justice Short-term Housing (Note: This count is also included in the <b>TOTAL SHELTER CENSUS</b> )	154

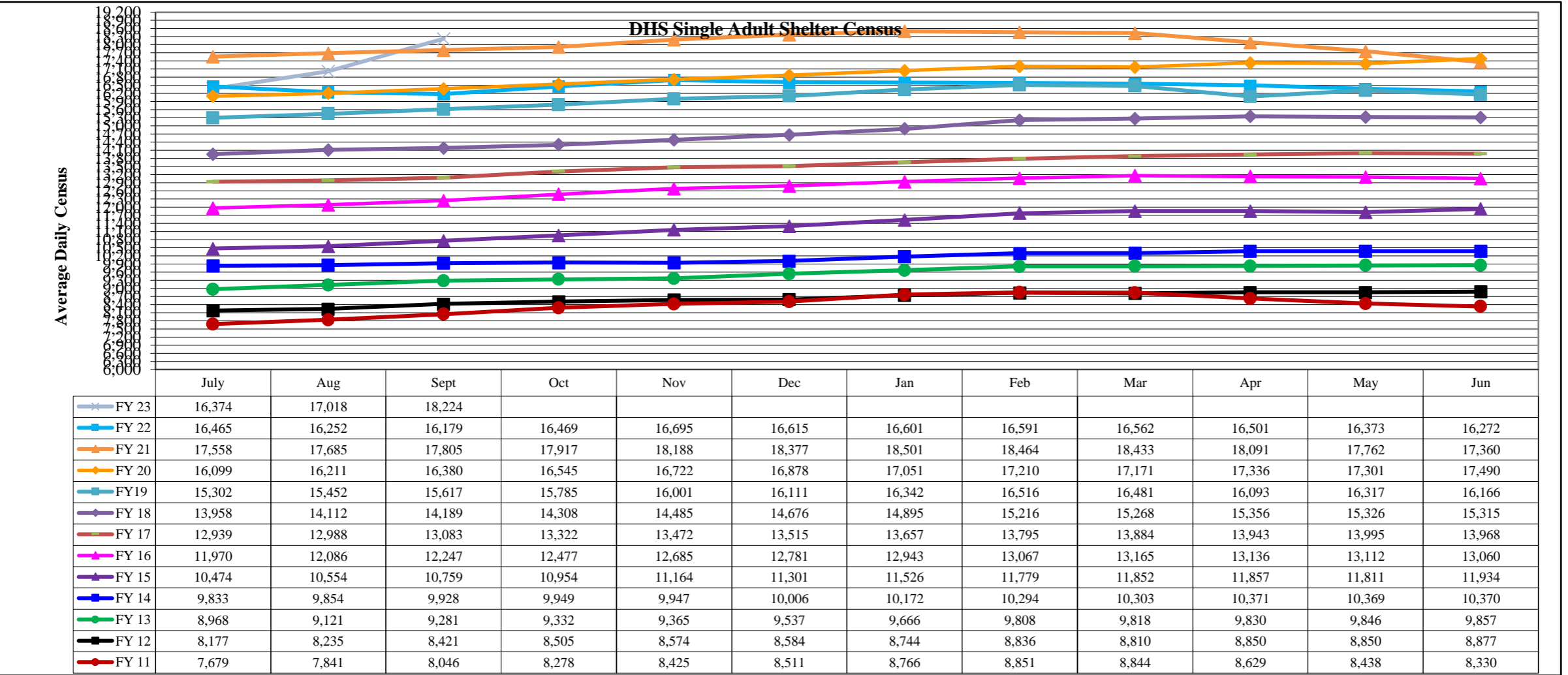
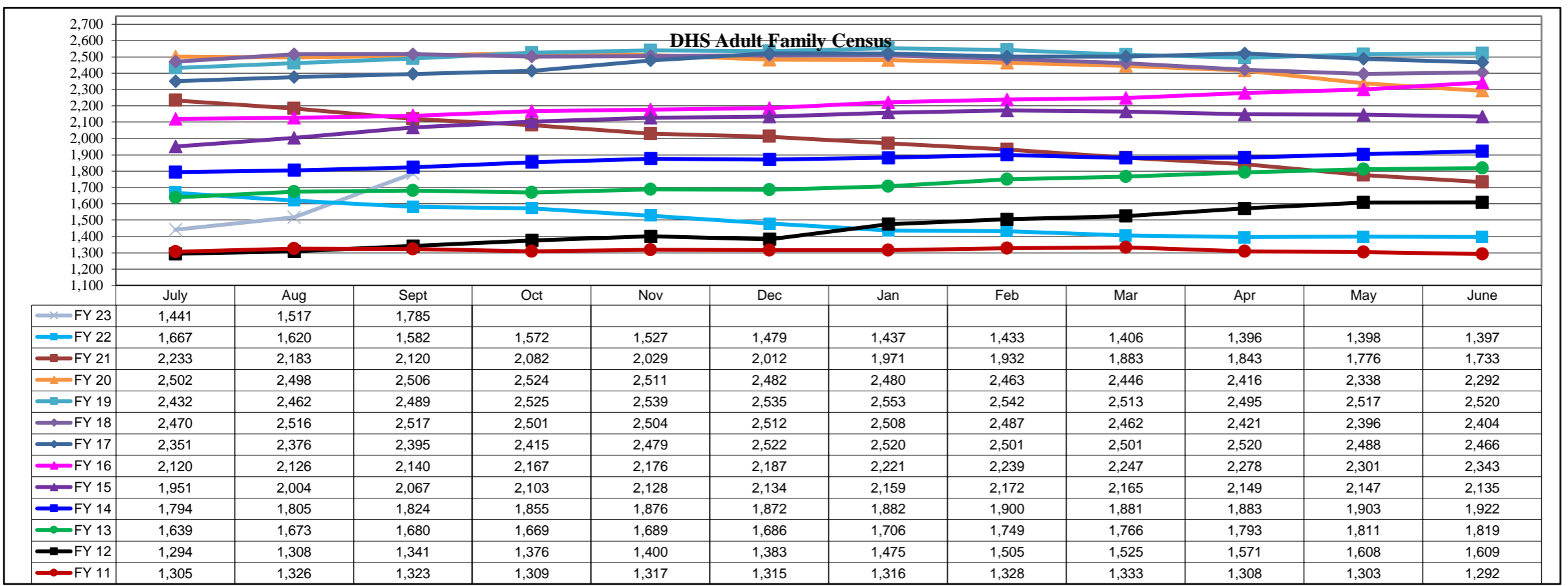
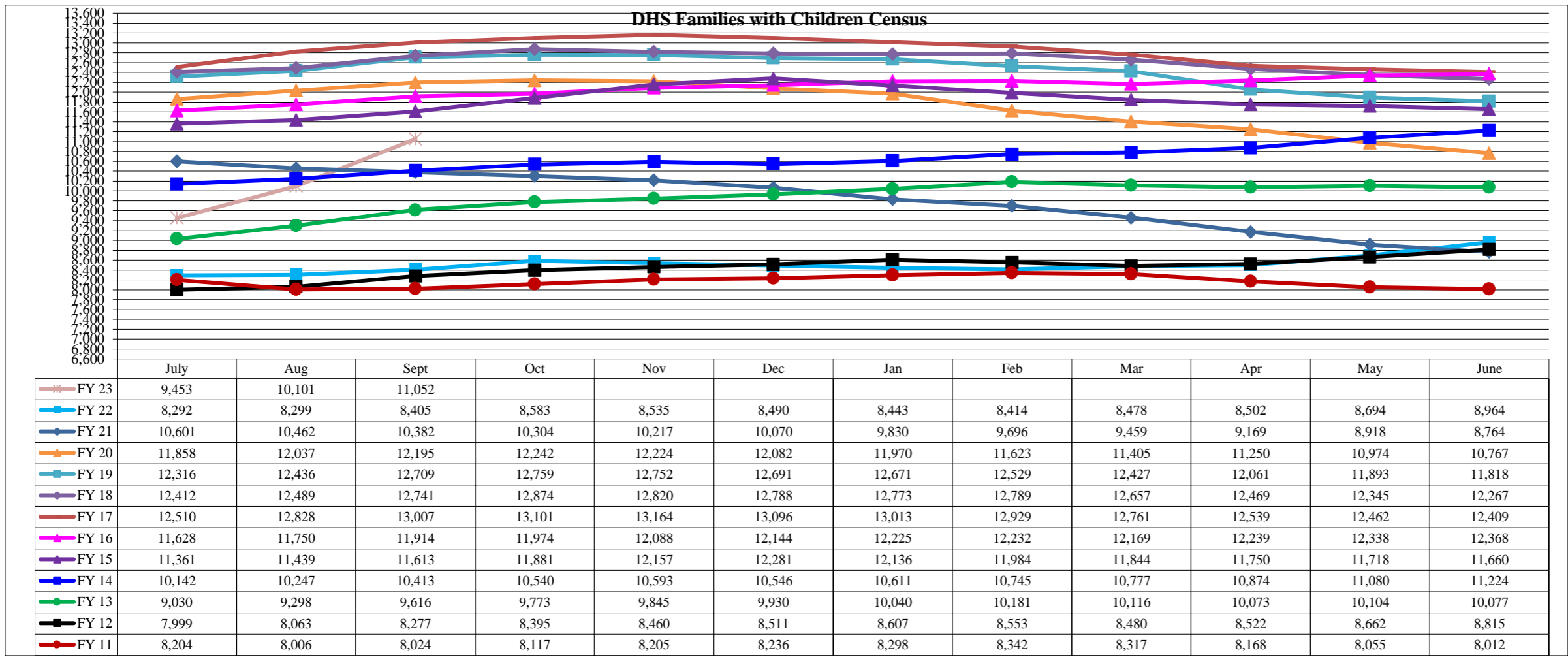
FAMILY INTAKE	
Families Requesting Temporary Housing at PATH	129
Adult Families Requesting Temporary Housing at AFIC	27
Families Placed in Overnight Accommodations	0
Families w/children at PATH Overnight (pre 10PM)	0

TOTAL SHELTER CENSUS	
Adults	40,890
Children	19,778
<b>Total Individuals</b>	<b>60,668</b>

SINGLE ADULTS	
Men	15,057
Women	4,411
<b>Total Single Adults</b>	<b>19,468</b>

FAMILIES WITH CHILDREN	
<b>Families</b>	11,678
Adults	17,047
Children	19,778
<b>Individuals</b>	<b>36,825</b>

ADULT FAMILIES CENSUS	
<b>Families</b>	2,068
<b>Individuals (Adults)</b>	<b>4,375</b>



\*Due to data conversion the average monthly census for December 2011 and January 2012 for Families with Children and Adult Families is based upon data for a partial month.