

DAILY REPORT

1/4/2021

(Data from Sunday, January 03, 2021)

Code Blue

SINGLE ADULTS	
Drop-in Center Clients Served	466
Drop-in Center Overnight Census	205
Faith Bed Census	41
Outreach Contacts	276
Outreach Placements	19
Safe Haven Utilization	1134
Veterans In Short-term Housing	201
Criminal Justice Short-term Housing	99

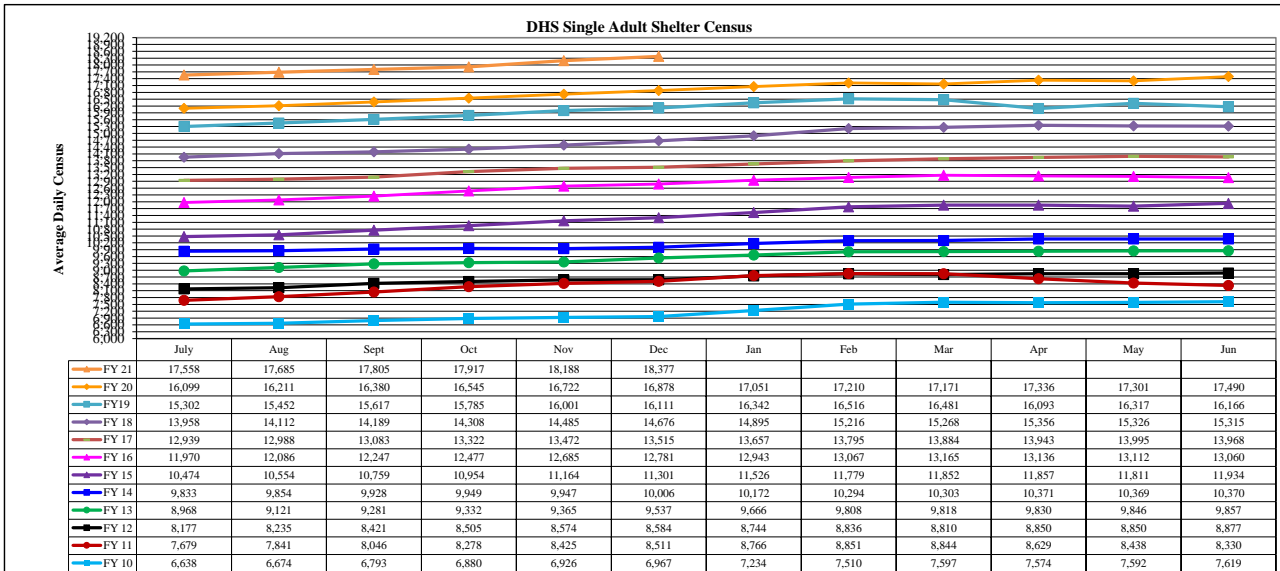
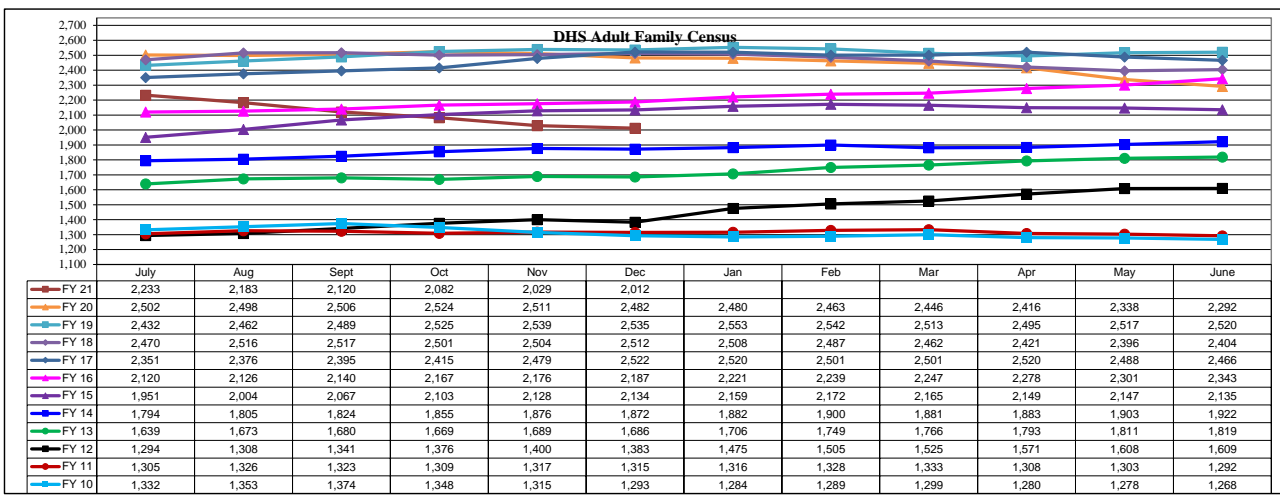
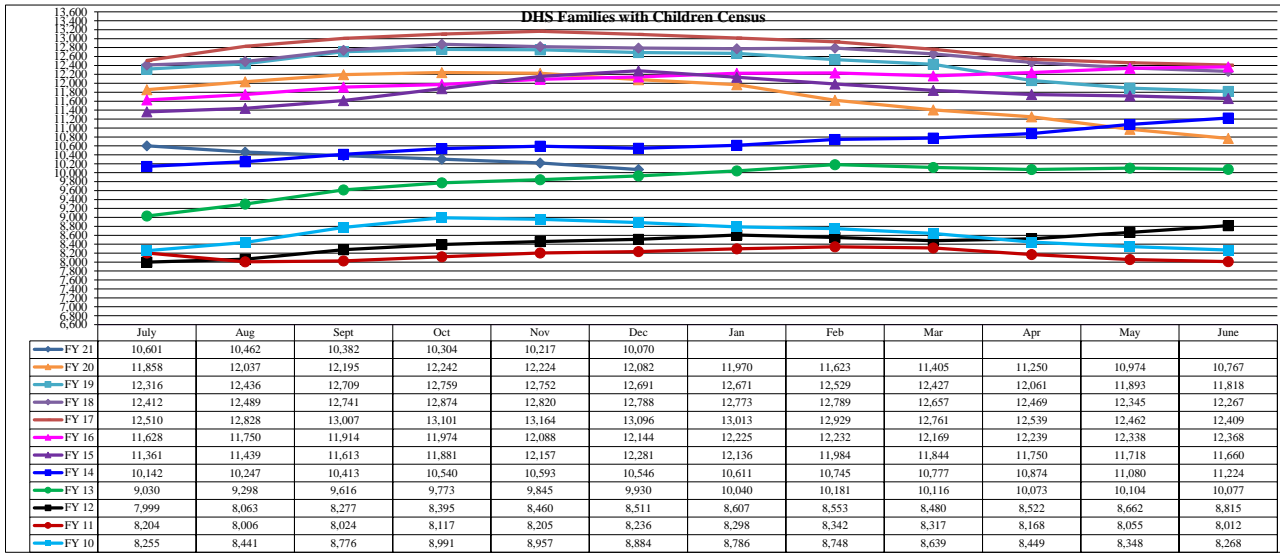
FAMILY INTAKE	
Families Requesting Temporary Housing at PATH	49
Adult Families Requesting Temporary Housing at AFIC	9
Families Placed in Overnight Accommodations	0
Families w/children at PATH Overnight (pre 10PM)	0

TOTAL SHELTER CENSUS	
Adults	35,802
Children	17,457
Total Individuals	53,259

SINGLE ADULTS	
Men	13,925
Women	4,530
Total Single Adults	18,455

FAMILIES WITH CHILDREN	
Families	9,968
Adults	13,144
Children	17,457
Individuals	30,601

ADULT FAMILIES CENSUS	
Families	1,990
Individuals (Adults)	4,203



*Due to data conversion the average monthly census for December 2011 and January 2012 for Families with Children and Adult Families is based upon data for a partial month.