

DAILY REPORT

5/24/2022

(Data from Monday, May 23, 2022)

SINGLE ADULTS	
Drop-in Center Clients Served	445
Drop-in Center Overnight Census	147
Faith Bed Census	32
Outreach Contacts	250
Outreach Placements	18
Safe Haven Utilization	1507
Veterans In Short-term Housing	175
Criminal Justice Short-term Housing	86

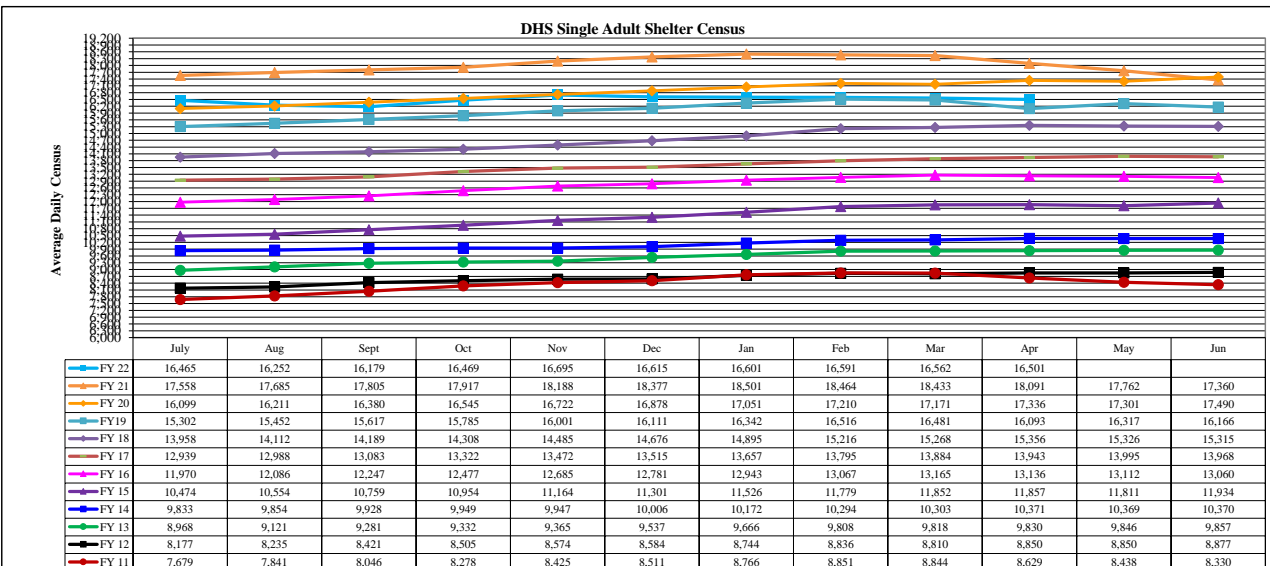
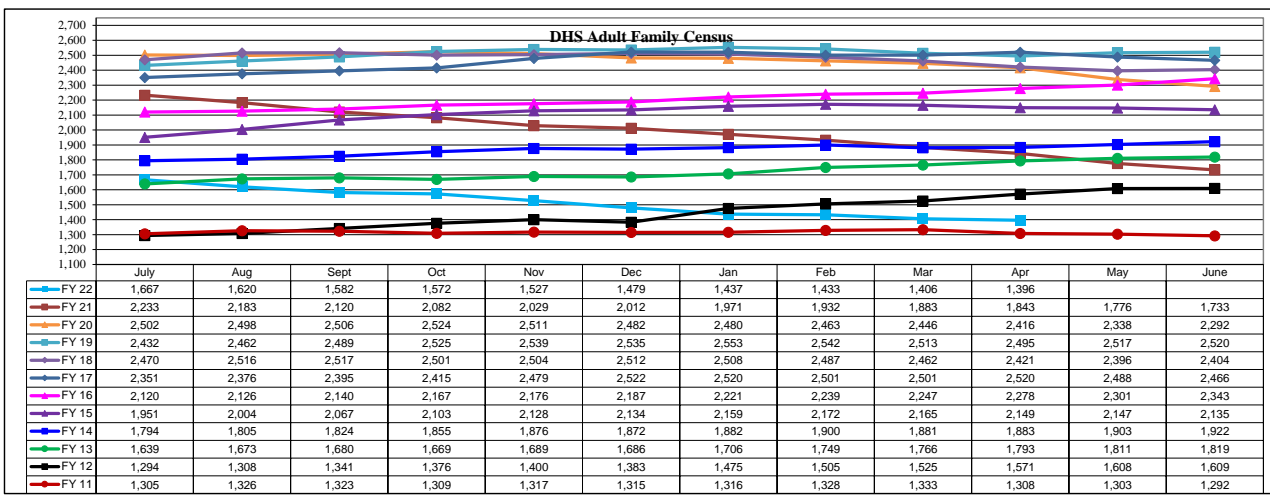
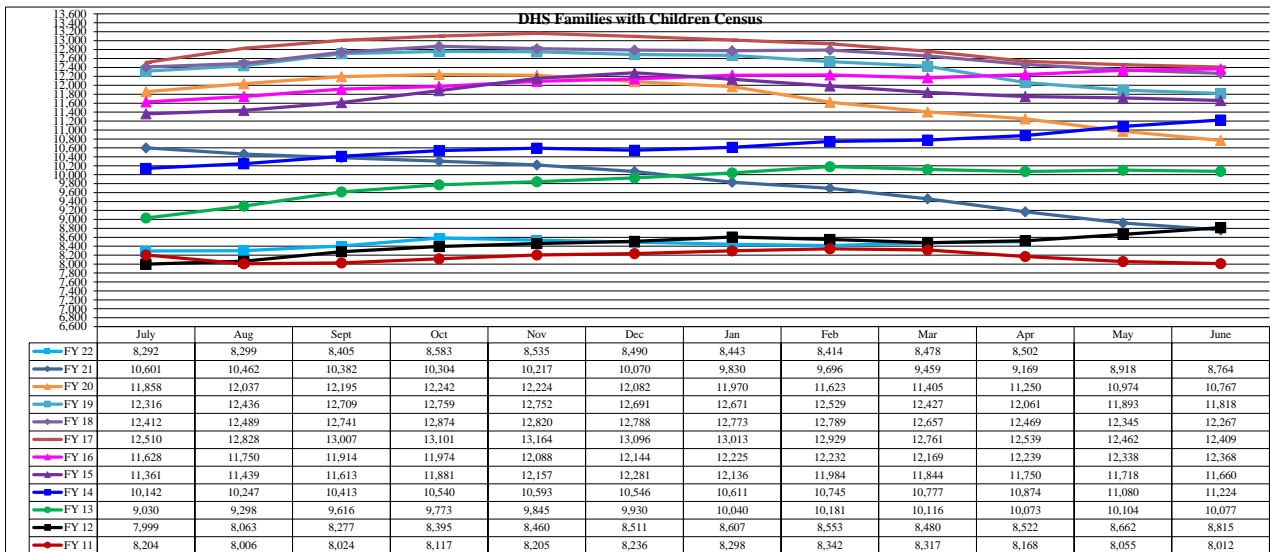
FAMILY INTAKE	
Families Requesting Temporary Housing at PATH	145
Adult Families Requesting Temporary Housing at AFIC	17
Families Placed in Overnight Accommodations	0
Families w/children at PATH Overnight (pre 10PM)	0

TOTAL SHELTER CENSUS	
Adults	31,018
Children	14,948
Total Individuals	45,966

SINGLE ADULTS	
Men	12,363
Women	4,009
Total Single Adults	16,372

FAMILIES WITH CHILDREN	
Families	8,744
Adults	11,697
Children	14,948
Individuals	26,645

ADULT FAMILIES CENSUS	
Families	1,405
Individuals (Adults)	2,949



*Due to data conversion the average monthly census for December 2011 and January 2012 for Families with Children and Adult Families is based upon data for a partial month.