

**DAILY REPORT**

6/30/2021

**Due to a computer problem Drop-Ins were unable to report last night's metrics**

(Data from Tuesday, June 29, 2021)

**Code Red**

SINGLE ADULTS	
Drop-in Center Clients Served	N/A (0 of 6 sites reported)
Drop-in Center Overnight Census	N/A (0 of 6 sites reported)
Faith Bed Census	N/A (0 of 6 sites reported)
Outreach Contacts	279
Outreach Placements	10
Safe Haven Utilization	1047
Veterans In Short-term Housing	195
Criminal Justice Short-term Housing	118

FAMILY INTAKE	
Families Requesting Temporary Housing at PATH	73
Adult Families Requesting Temporary Housing at AFIC	10
Families Placed in Overnight Accommodations	0
Families w/children at PATH Overnight (pre 10PM)	0

**Due to CARES downtime, the census is as of 6:58 pm on 06/29/21.**

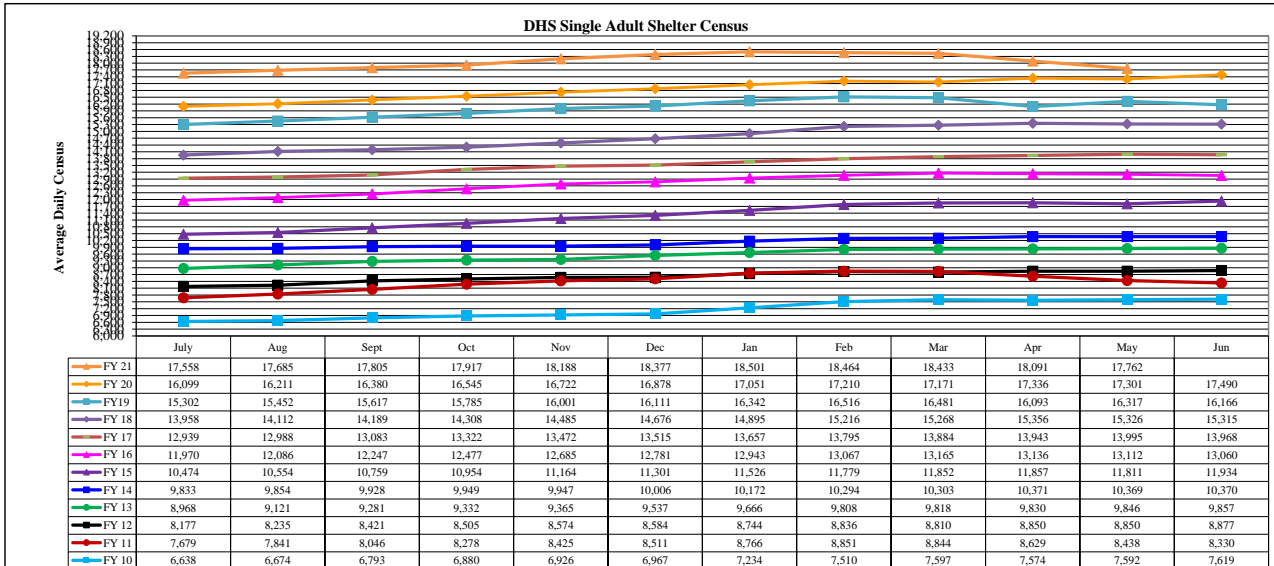
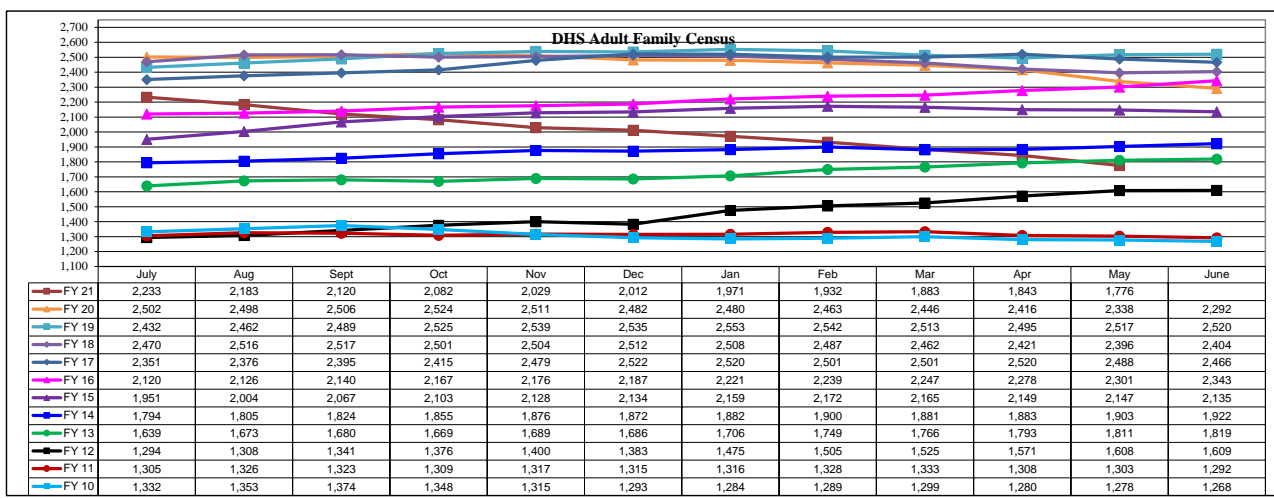
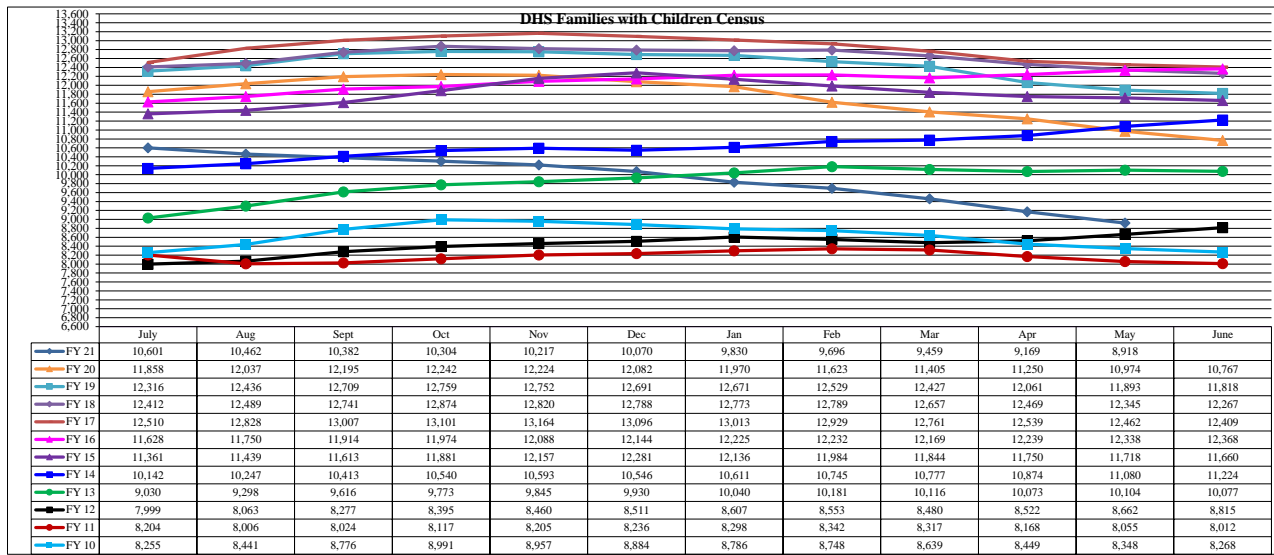
TOTAL SHELTER CENSUS	
Adults	32,023
Children	15,090
<b>Total Individuals</b>	<b>47,113</b>

SINGLE ADULTS	
Men	12,772
Women	4,215
<b>Total Single Adults</b>	<b>16,987</b>

FAMILIES WITH CHILDREN	
<b>Families</b>	8,691
Adults	11,390
Children	15,090
<b>Individuals</b>	<b>26,480</b>

ADULT FAMILIES CENSUS	
<b>Families</b>	1,730
<b>Individuals (Adults)</b>	<b>3,646</b>

x



\*Due to data conversion the average monthly census for December 2011 and January 2012 for Families with Children and Adult Families is based upon data for a partial month.