

DAILY REPORT

5/12/2021

(Data from Tuesday, May 11, 2021)

SINGLE ADULTS	
Drop-in Center Clients Served	403
Drop-in Center Overnight Census	150
Faith Bed Census	30
Outreach Contacts	329
Outreach Placements	9
Safe Haven Utilization	1054
Veterans In Short-term Housing	207
Criminal Justice Short-term Housing	100

FAMILY INTAKE	
Families Requesting Temporary Housing at PATH	142
Adult Families Requesting Temporary Housing at AFIC	18
Families Placed in Overnight Accommodations	0
Families w/children at PATH Overnight (pre 10PM)	0

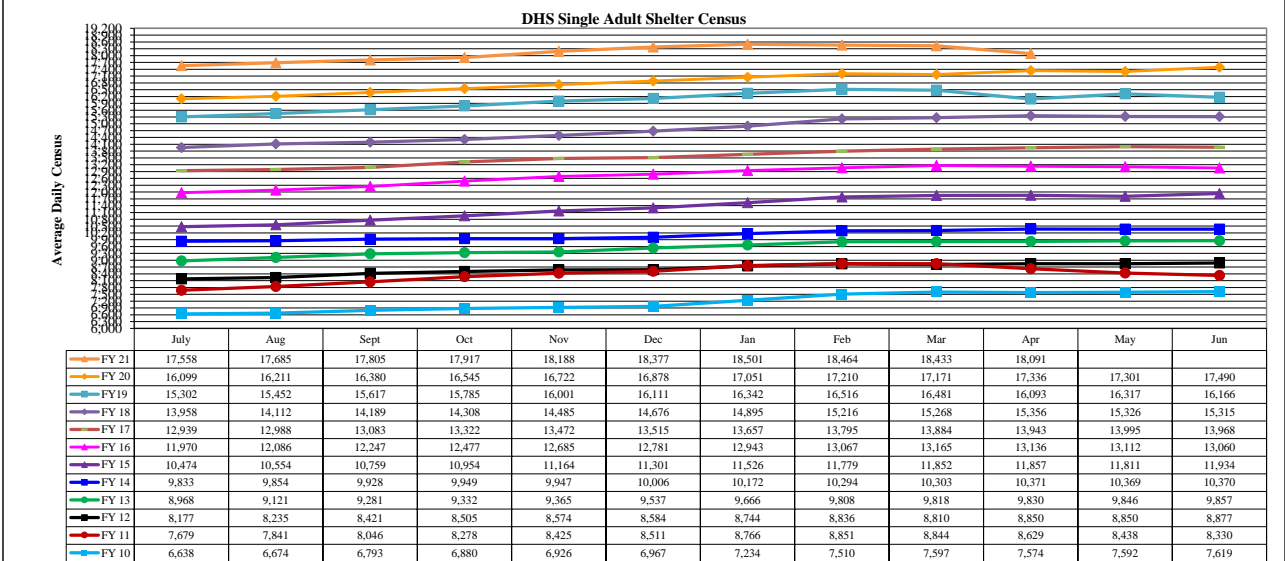
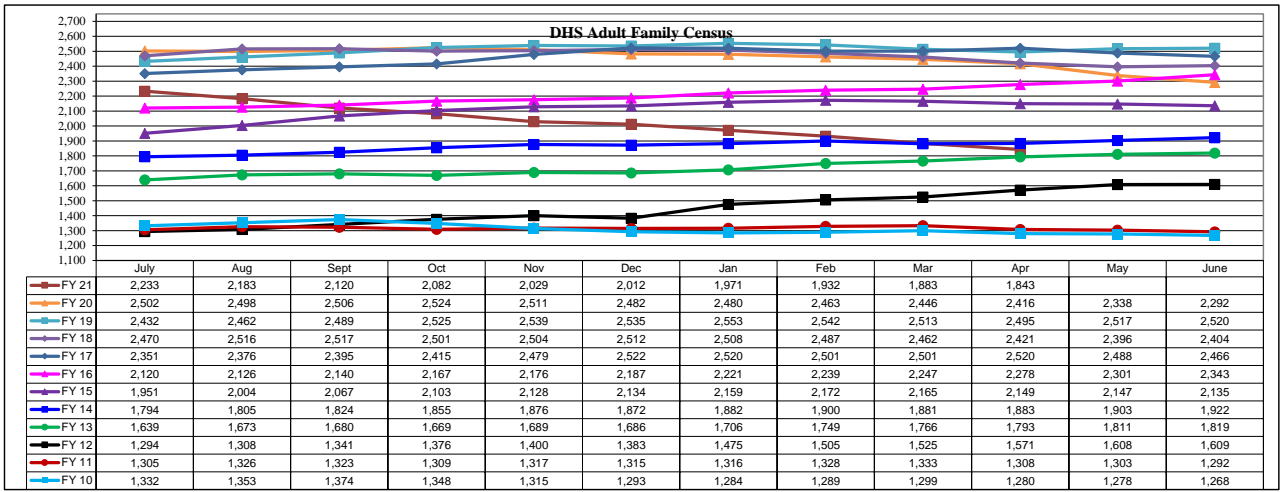
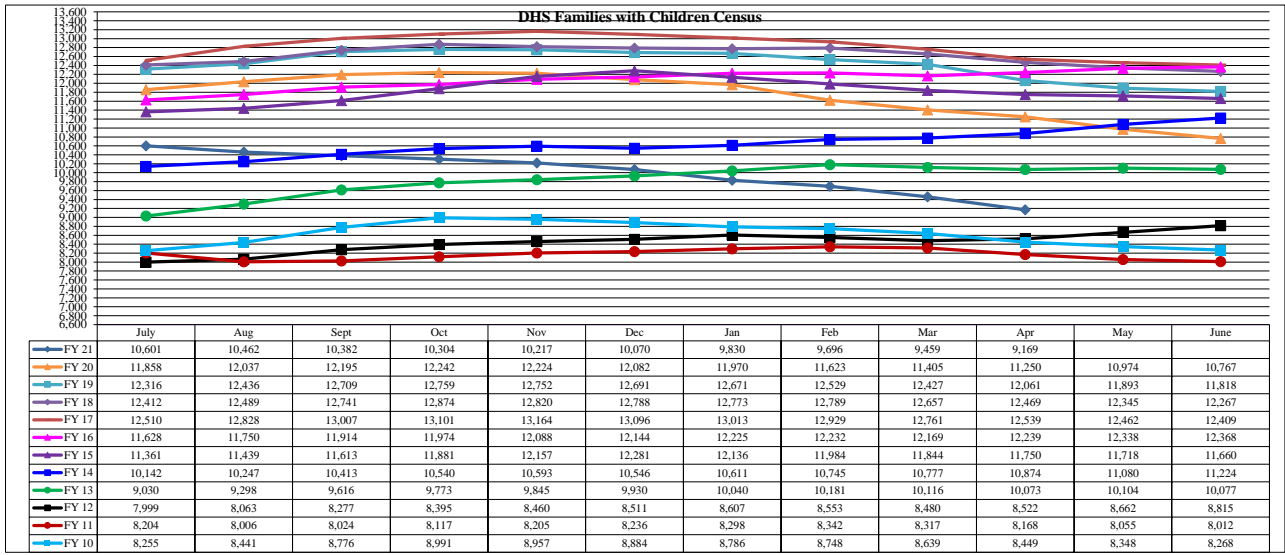
TOTAL SHELTER CENSUS	
Adults	33,350
Children	15,458
Total Individuals	48,808

SINGLE ADULTS	
Men	13,537
Women	4,360
Total Single Adults	17,897

FAMILIES WITH CHILDREN	
Families	8,894
Adults	11,700
Children	15,458
Individuals	27,158

ADULT FAMILIES CENSUS	
Families	1,784
Individuals (Adults)	3,753

x



*Due to data conversion the average monthly census for December 2011 and January 2012 for Families with Children and Adult Families is based upon data for a partial month.