

DAILY REPORT

2/11/2022

(Data from Thursday, February 10, 2022)

SINGLE ADULTS	
Drop-in Center Clients Served	487
Drop-in Center Overnight Census	146
Faith Bed Census	23
Outreach Contacts	174
Outreach Placements	9
Safe Haven Utilization	1323
Veterans In Short-term Housing	185
Criminal Justice Short-term Housing	100

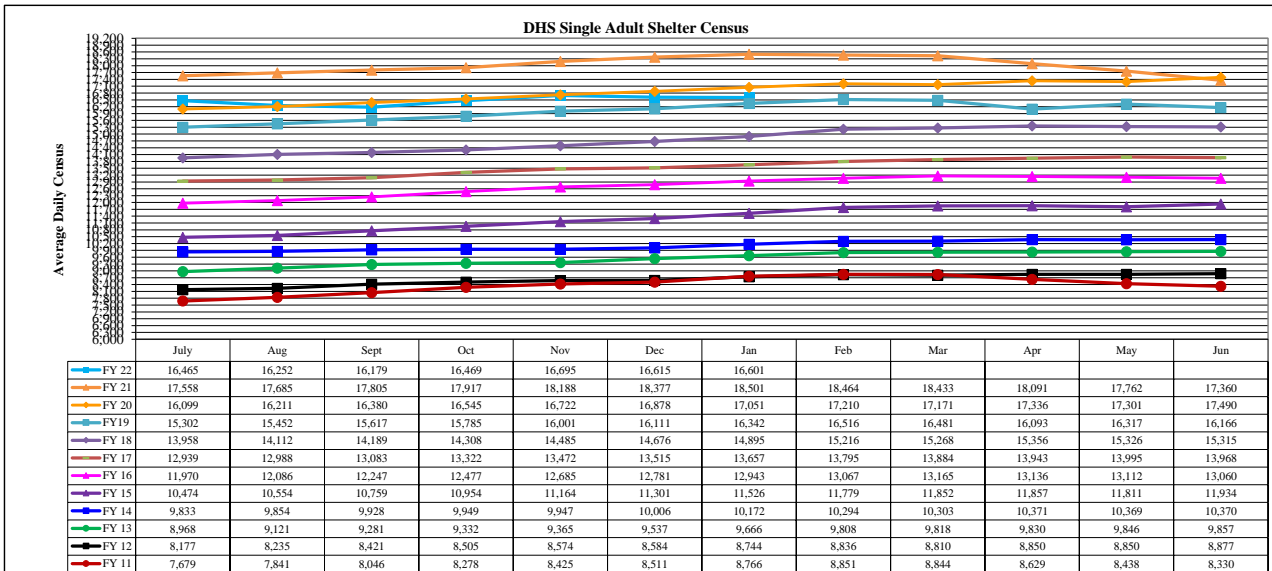
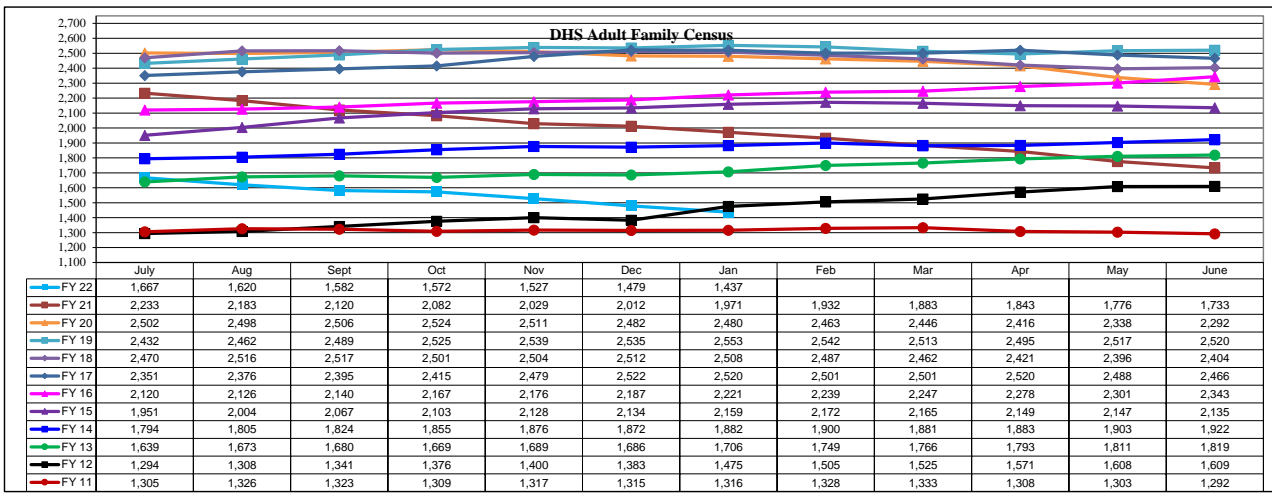
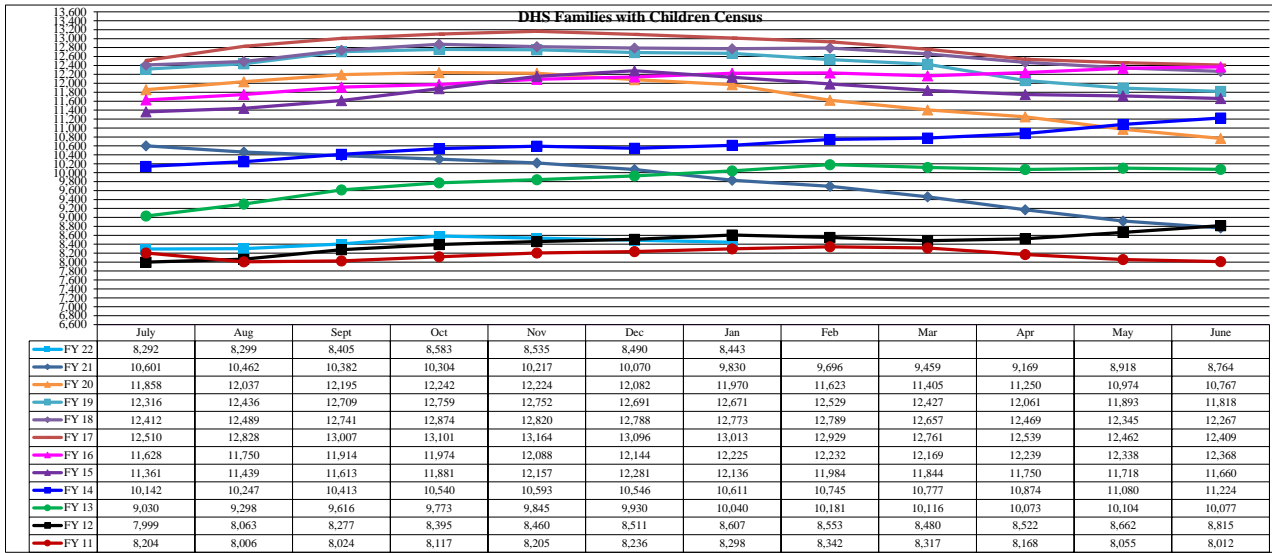
FAMILY INTAKE	
Families Requesting Temporary Housing at PATH	182
Adult Families Requesting Temporary Housing at AFIC	25
Families Placed in Overnight Accommodations	0
Families w/children at PATH Overnight (pre 10PM)	0

TOTAL SHELTER CENSUS	
Adults	30,612
Children	14,476
Total Individuals	45,088

SINGLE ADULTS	
Men	12,565
Women	4,008
Total Single Adults	16,573

FAMILIES WITH CHILDREN	
Families	8,371
Adults	11,042
Children	14,476
Individuals	25,518

ADULT FAMILIES CENSUS	
Families	1,432
Individuals (Adults)	2,997



*Due to data conversion the average monthly census for December 2011 and January 2012 for Families with Children and Adult Families is based upon data for a partial month.