

DAILY REPORT

6/8/2021

(Data from Monday, June 07, 2021)

| SINGLE ADULTS | |
|-------------------------------------|------|
| Drop-in Center Clients Served | 319 |
| Drop-in Center Overnight Census | 115 |
| Faith Bed Census | 16 |
| Outreach Contacts | 249 |
| Outreach Placements | 10 |
| Safe Haven Utilization | 1030 |
| Veterans In Short-term Housing | 190 |
| Criminal Justice Short-term Housing | 95 |

(5 of 6 sites reported)
 (5 of 6 sites reported)
 (5 of 6 sites reported)

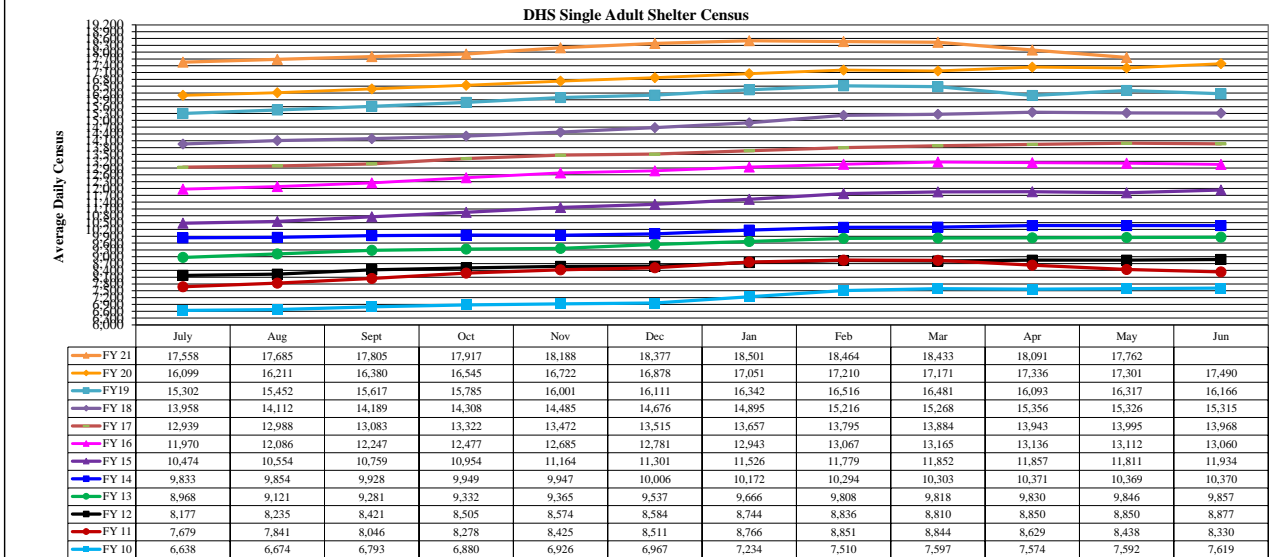
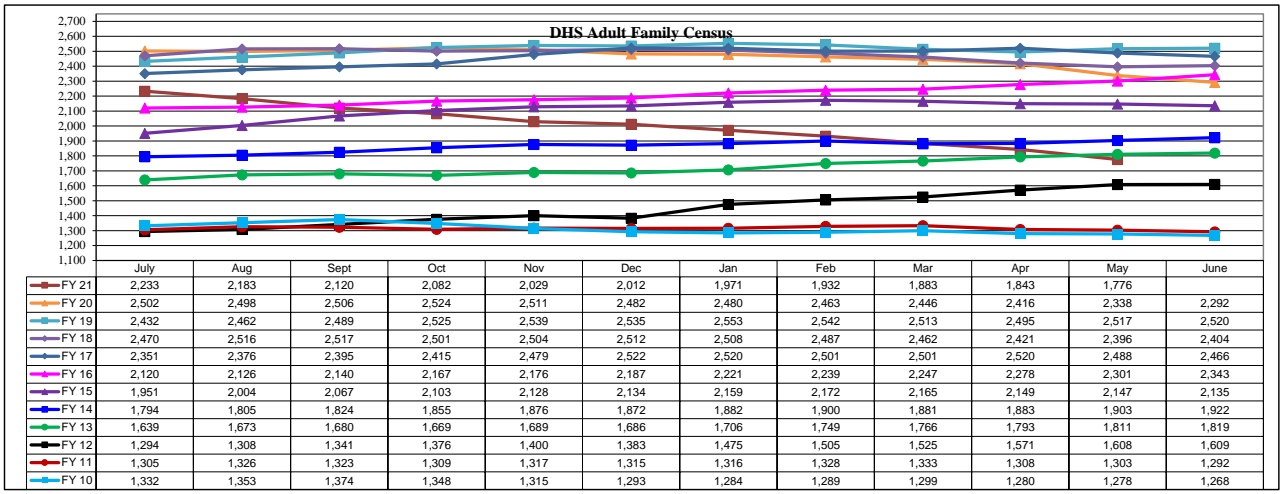
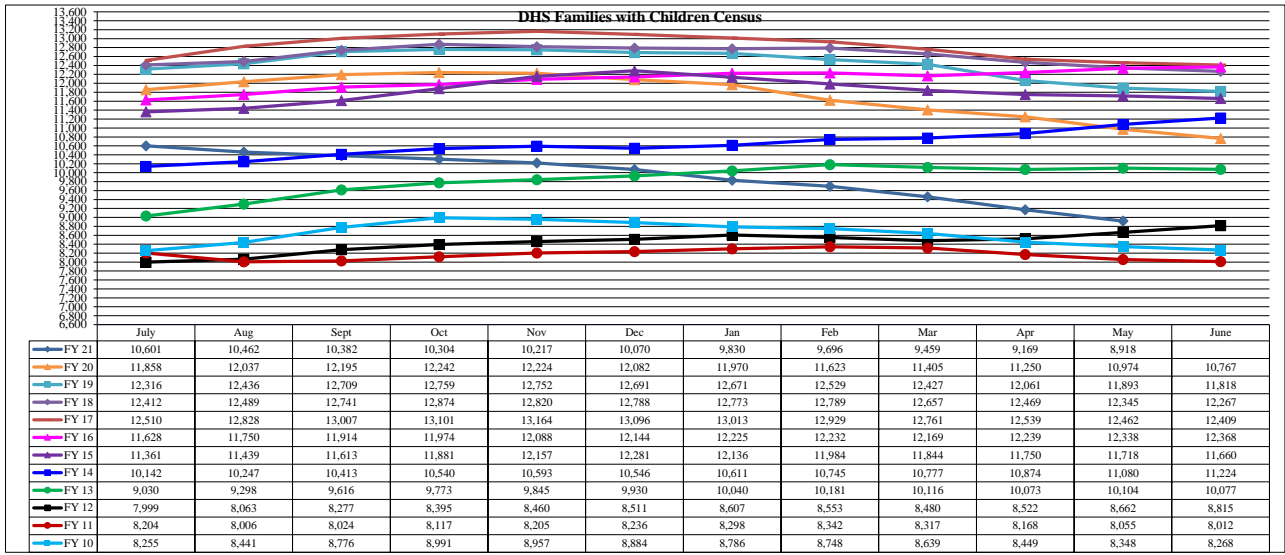
| FAMILY INTAKE | |
|---|-----|
| Families Requesting Temporary Housing at PATH | 122 |
| Adult Families Requesting Temporary Housing at AFIC | 6 |
| Families Placed in Overnight Accommodations | 0 |
| Families w/children at PATH Overnight (pre 10PM) | 0 |

| TOTAL SHELTER CENSUS | |
|--------------------------|---------------|
| Adults | 32,704 |
| Children | 15,238 |
| Total Individuals | 47,942 |

| SINGLE ADULTS | |
|----------------------------|---------------|
| Men | 13,235 |
| Women | 4,261 |
| Total Single Adults | 17,496 |

| FAMILIES WITH CHILDREN | |
|------------------------|---------------|
| Families | 8,800 |
| Adults | 11,535 |
| Children | 15,238 |
| Individuals | 26,773 |

| ADULT FAMILIES CENSUS | |
|-----------------------------|--------------|
| Families | 1,746 |
| Individuals (Adults) | 3,673 |



*Due to data conversion the average monthly census for December 2011 and January 2012 for Families with Children and Adult Families is based upon data for a partial month.