

DAILY REPORT

2/6/2020

(Data from Wednesday, February 05, 2020)

SINGLE ADULTS	
Drop-in Center Clients Served	623
Drop-in Center Overnight Census	237
Faith Bed Census	170
Outreach Contacts	353
Outreach Placements	20
Safe Haven Utilization	1072
Veterans In Short-term Housing	253
Criminal Justice Short-term Housing	218

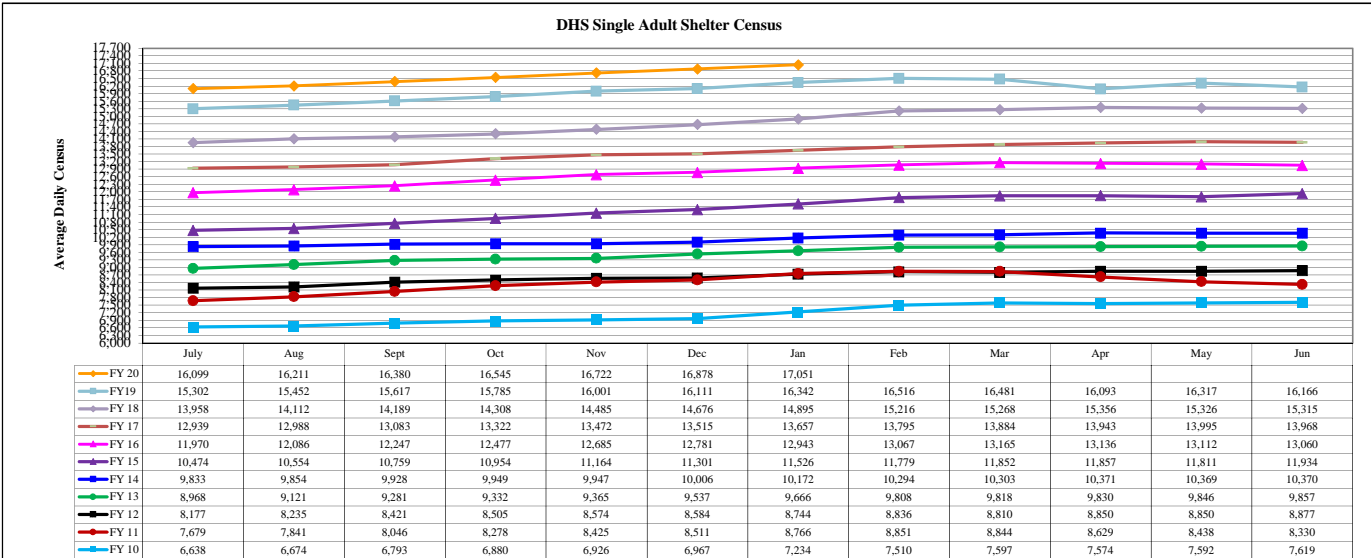
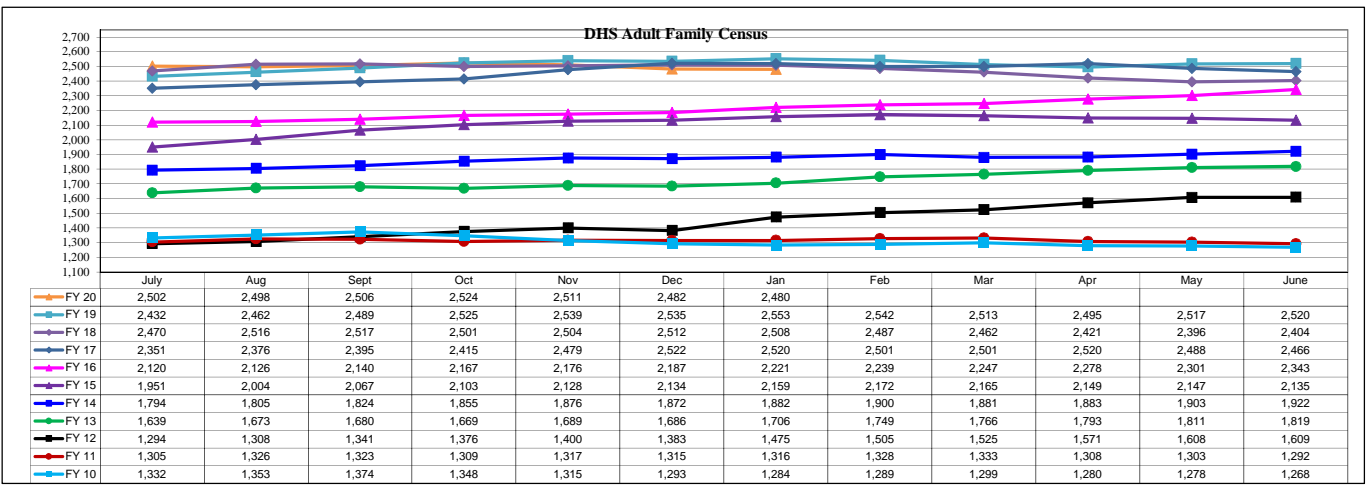
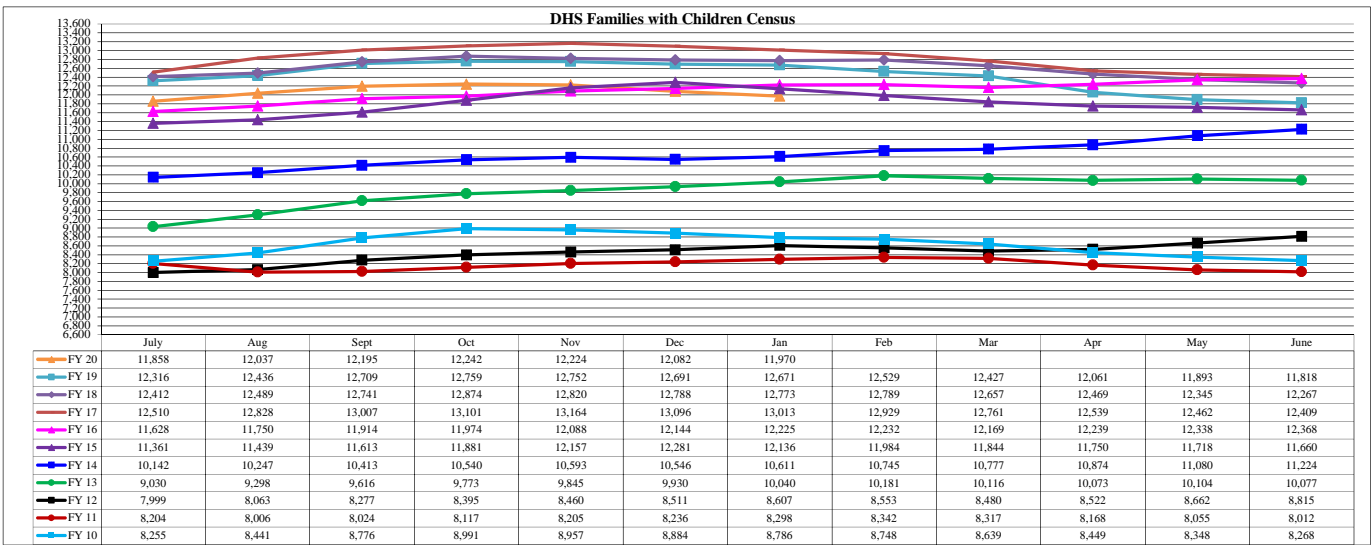
FAMILY INTAKE	
Families Requesting Temporary Housing at PATH	87
Adult Families Requesting Temporary Housing at AFIC	23
Families Placed in Overnight Accommodations	0
Families w/children at PATH Overnight (pre 10PM)	0

TOTAL SHELTER CENSUS	
Adults	38,032
Children	20,941
Total Individuals	58,973

SINGLE ADULT SHELTER CENSUS	
Men	12,479
Women	4,711
Total Single Adults	17,190

FAMILIES WITH CHILDREN CENSUS	
Families	11,662
Adults	15,665
Children	20,941
Individuals	36,606

ADULT FAMILIES CENSUS	
Families	2,457
Individuals (Adults)	5,177



*Due to data conversion the average monthly census for December 2011 and January 2012 for Families with Children and Adult Families is based upon data for a partial mon