



BILL DE BLASIO  
MAYOR

CIVILIAN COMPLAINT REVIEW BOARD  
100 CHURCH STREET 10th FLOOR  
NEW YORK, NEW YORK 10007 ♦ TELEPHONE (212) 912-7235  
[www.nyc.gov/ccrb](http://www.nyc.gov/ccrb)



FREDERICK DAVIE  
CHAIR

**Executive Director's Monthly Report**  
**March 2019**  
**(Statistics for February 2019)**

## **Contents**

Executive Summary	2
Glossary	3
Complaints Received	4
CCRB Cases Received By Borough and Precinct	5
Allegations Received	7
CCRB Docket	10
Closed Cases	12
Resolving Cases	12
Dispositions / Case Abstracts	13
Dispositions - Full Investigations	15
Dispositions - All CCRB Cases	16
Dispositions - Allegations	17
Substantiation Rates	19
Substantiation Rates and Video	19
Board Discipline Recommendations for Substantiated Complaints	21
Board Discipline Recommendations for Substantiated Allegations	23
Truncations	26
Complaints by PSA	27
Mediation Unit	29
Administrative Prosecution Unit	31
NYPD Discipline	32
Appendix	38

## **Executive Summary**

The Civilian Complaint Review Board (“CCRB”) is an independent municipal Agency that investigates complaints of NYPD misconduct. Every month, the CCRB prepares an Executive Director report for its public meeting. Data for February 2019 included the following highlights:

- 1) Of the cases in the CCRB active investigations docket, 74% have been open for 4 months or fewer, and 89% have been open for 7 months or fewer (page 10). In February, the CCRB opened 425 new cases (page 4), and currently has a total open docket of 1,975 cases (page 11).
- 2) The CCRB substantiated allegations in 22% of its fully investigated cases (page 15).
- 3) The CCRB fully investigated 24% of the cases it closed in February (page 12) and resolved (fully investigated, mediated or attempted mediation) 26% of the cases it closed (page 16). The Agency's truncation rate was 73% (page 12). This is primarily driven by uncooperative complainants/alleged victims, or witnesses.
- 4) For February, investigations using video evidence resulted in substantiated allegations in 31% of cases - compared to 12% of cases in which video was not available (page 19-20).
- 5) The Monthly Report includes a breakdown of complaints and substantiations by NYPD precinct and borough of occurrence (pages 5-6, 24-25).
- 6) In February the Police Commissioner finalized 2 decisions against police officers in Administrative Prosecution Unit (APU) cases (page 31). The CCRB's APU prosecutes the most serious allegations of misconduct. The APU has conducted 7 trials against members of the NYPD year-to-date; 4 trials were conducted against respondent officers in February.

Finally, the Monthly Report contains a Table of Contents, Glossary, and Appendix, all meant to assist readers in navigating this report. The CCRB is committed to producing monthly reports that are valuable to the public, and welcomes feedback on how to make its data more accessible.

# Glossary

In this glossary we have included a list of terms that regularly appear in our reports.

**Allegation:** An allegation is a specific act of misconduct. The same “complaint” can have multiple allegations – excessive force and discourteous language, for example. Each allegation is reviewed separately during an investigation.

**APU:** The Administrative Prosecution Unit is the division of the CCRB that has prosecuted “charges” cases since April 2013, after the signing of a 2012 Memorandum of Understanding between the CCRB and NYPD.

**Board Panel:** The “Board” of the CCRB has 13 members. Of the 13 members, five are chosen by the Mayor, five are chosen by the City Council, and three are chosen by the Police Commissioner. Following a completed investigation by the CCRB staff, three Board members, sitting as a Board Panel, will make a finding on whether misconduct occurred and will make a recommendation on what level of penalty should follow.

**Case/Complaint:** For the purposes of CCRB data, a “case” or “complaint” is defined as any incident within the Agency’s jurisdiction, brought to resolution by the CCRB. Cases/Complaints thus include truncations, fully investigated or ongoing cases, mediations, and completed investigations pending Board Panel review.

**Disposition:** The Board’s finding as to the outcome of a case (i.e. if misconduct occurred).

**FADO:** Under the City Charter, the CCRB has jurisdiction to investigate the following categories of police misconduct: Force, Abuse of Authority, Discourtesy, and Offensive Language, collectively known as “FADO”.

**Intake:** CCRB’s intake team initially handles complaints from the public. Intake takes complaints that come via live phone calls, voicemails, an online complaint form, or in-person.

**Investigation:** CCRB investigators gather evidence and interview witnesses to prepare reports on misconduct allegations. An investigation ends when a closing report is prepared detailing the evidence and legal analysis, and the case is given to the Board for disposition.

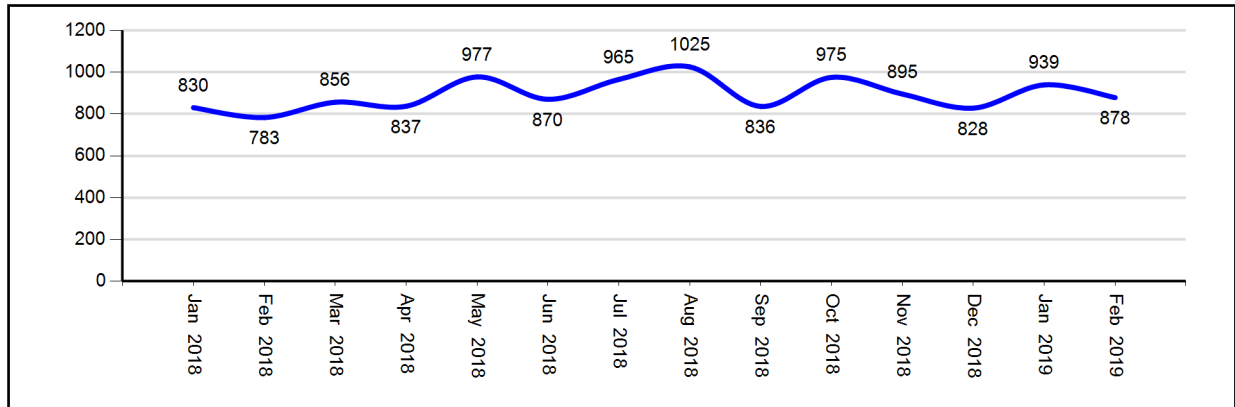
**Mediation:** A complainant may mediate his or her case with the subject officer, in lieu of an investigation, with the CCRB providing a neutral, third-party mediator.

**Truncation:** When a complaint is withdrawn or there is no complainant/alleged victim available for an interview, the investigation is “truncated.”

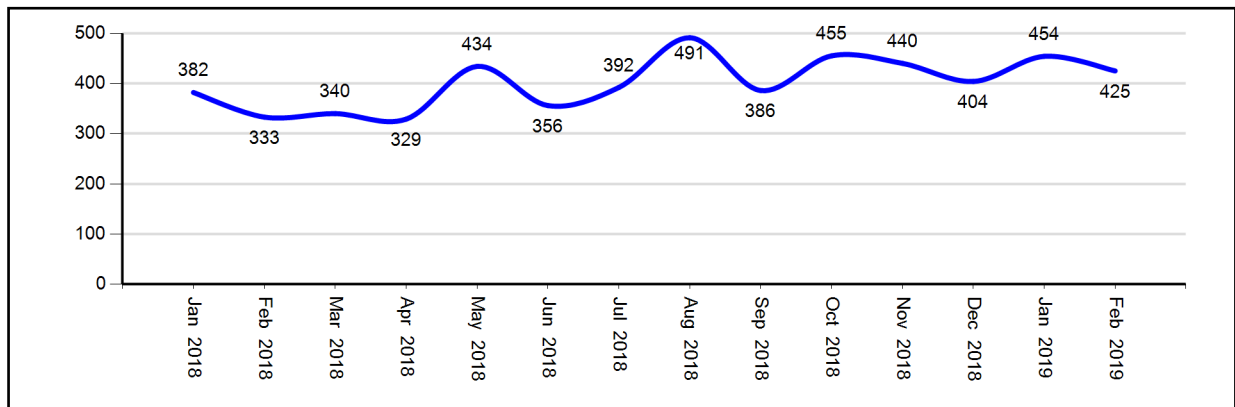
# Complaints Received

The CCRB's Intake team processes misconduct complaints from the public and referrals from the NYPD. Under the New York City Charter, the CCRB's jurisdiction is limited to allegations of misconduct related to Force, Abuse of Authority, Discourtesy and Offensive Language. All other complaints are referred to the appropriate agency. Figure 1 refers to all complaints that the CCRB receives and Figures 2 and 3 refer to new cases that remain with the Agency. In February 2019, the CCRB initiated 425 new complaints.

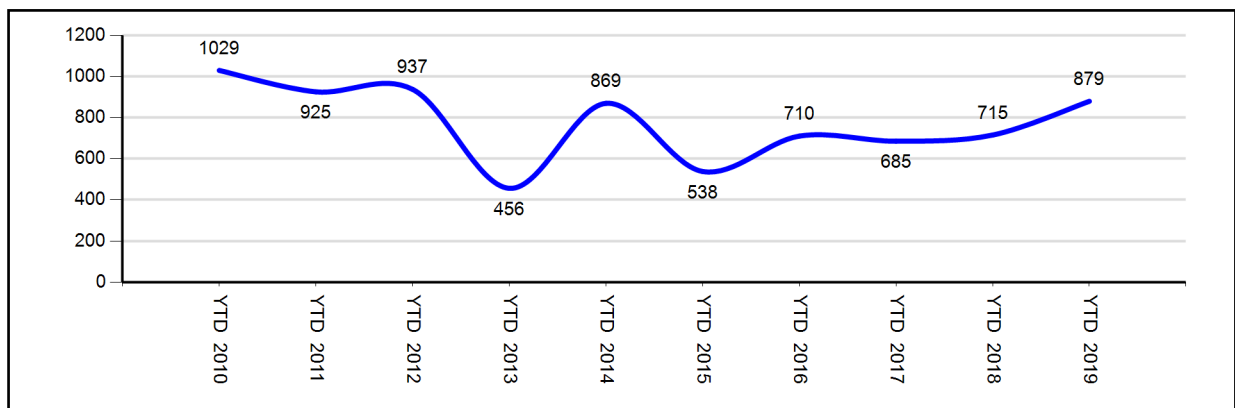
**Figure 1: Total Intake by Month (January 2018 - February 2019)**



**Figure 2: New CCRB Complaints by Month (January 2018 - February 2019)**



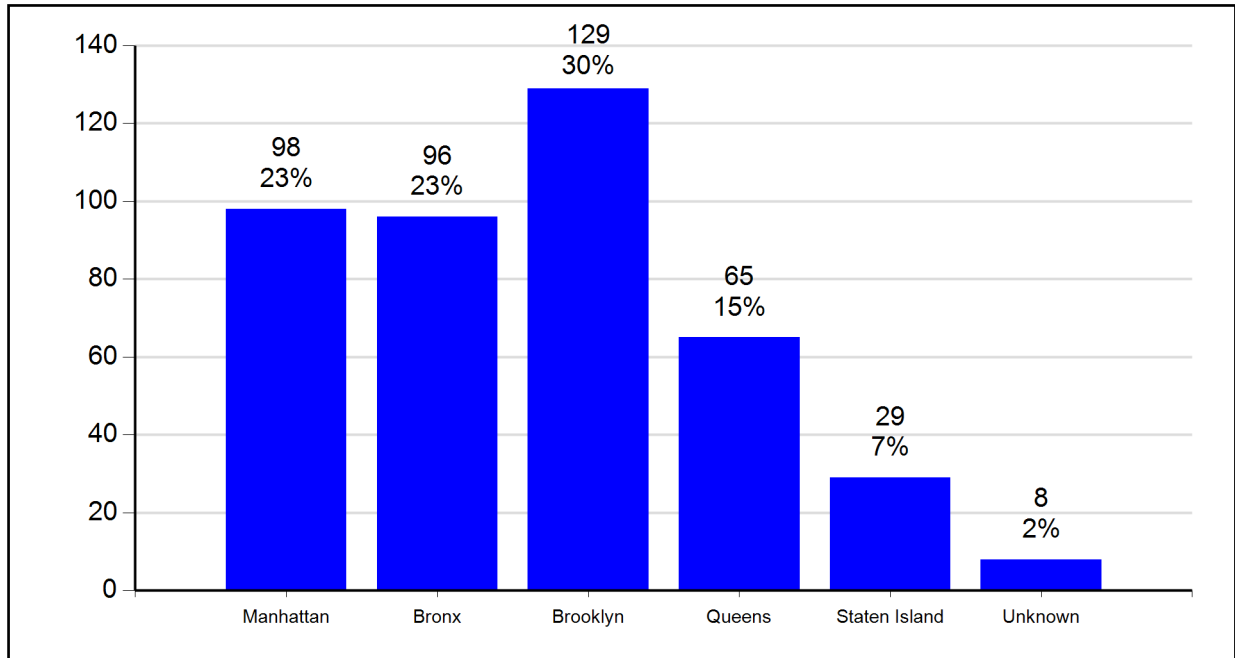
**Figure 3: New CCRB Complaints by Year (YTD 2010 - YTD 2019)**



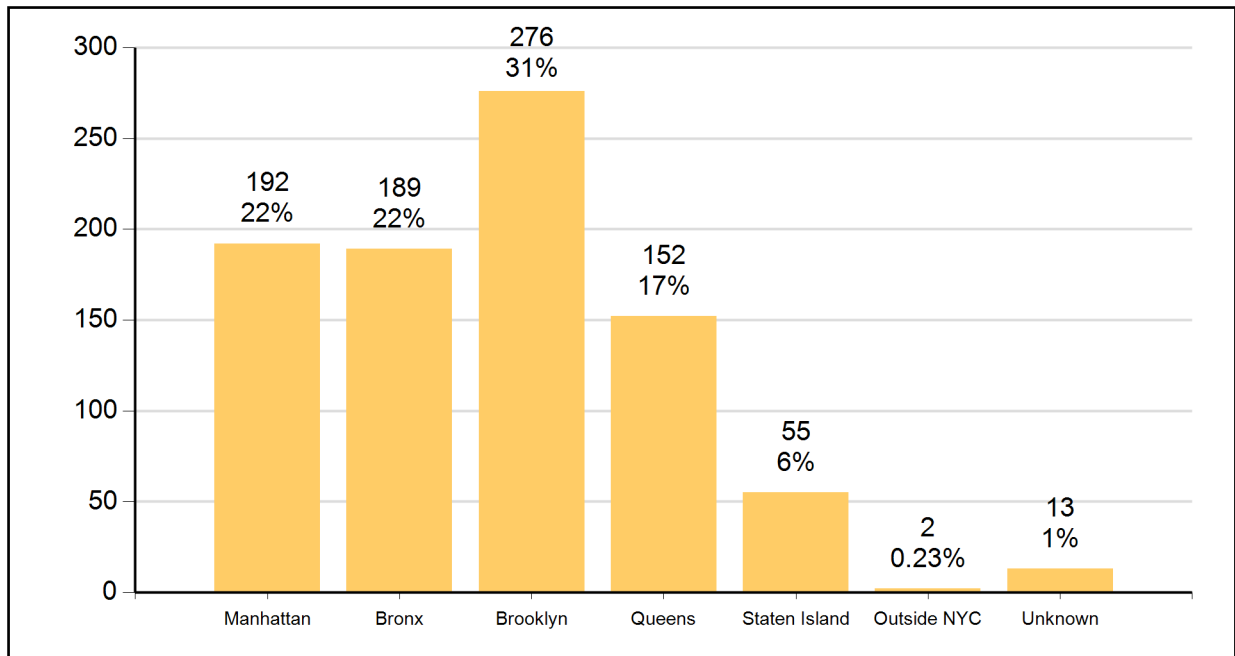
## CCRB Cases Received by Borough and Precinct

Of the five boroughs, the largest number of misconduct complaints stemmed from incidents occurring in Brooklyn, followed by Manhattan. The 75th Precinct had the highest number at 18 incidents.

**Figure 4: CCRB Complaints Received By Borough of Occurrence (February 2019)**



**Figure 5: CCRB Complaints Received By Borough of Occurrence (YTD 2019)**



**Figure 6: CCRB Complaints Received By Precinct of Occurrence (February 2019)**

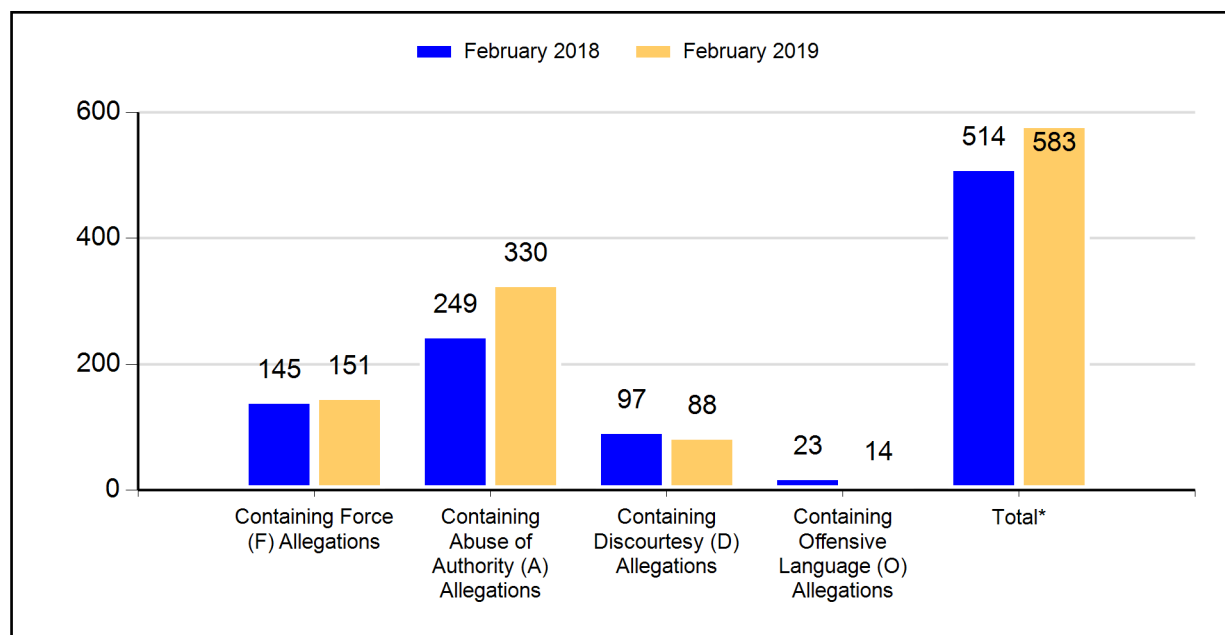
NYPD Precinct of Occurrence*	Number of Complaints	NYPD Precinct of Occurrence*	Number of Complaints
1	4	67	12
5	1	69	8
6	6	70	6
7	4	71	4
9	5	72	7
10	1	73	11
13	1	75	18
14	8	76	3
17	3	77	5
18	13	78	1
19	5	79	6
20	1	81	9
23	7	83	8
24	5	84	1
25	10	88	2
26	2	90	7
28	6	94	1
32	7	100	2
33	2	101	5
34	3	102	1
40	8	103	6
41	3	104	2
42	8	105	5
43	11	106	7
44	15	107	3
45	2	108	2
46	12	109	5
47	8	113	9
48	8	114	13
49	8	115	4
50	7	120	15
52	5	121	4
60	7	122	6
61	4	123	4
62	5	Unknown	15
63	2		
66	1		

\*These figures track where an incident occurred, not necessarily the Command of the officer. Please review Figures 62A-62Q for Command Level data for cases closed in 2017.

## Allegations Received

As described in the previous section, the CCRB has jurisdiction over four categories of NYPD misconduct. In comparing February 2018 to February 2019, the number of complaints containing an allegation of Force is up, Abuse of Authority complaints are up, Discourtesy are down and Offensive Language are down. Figures for the year-to-date comparison show that in 2019, complaints containing an allegation of Force are up, Abuse of Authority are up, Discourtesy are down and Offensive Language are down.

**Figure 7: CCRB Complaints Received By Type of Allegation (February 2018 vs. February 2019)**



\*This is the total of distinct FADO allegation types in complaints received.

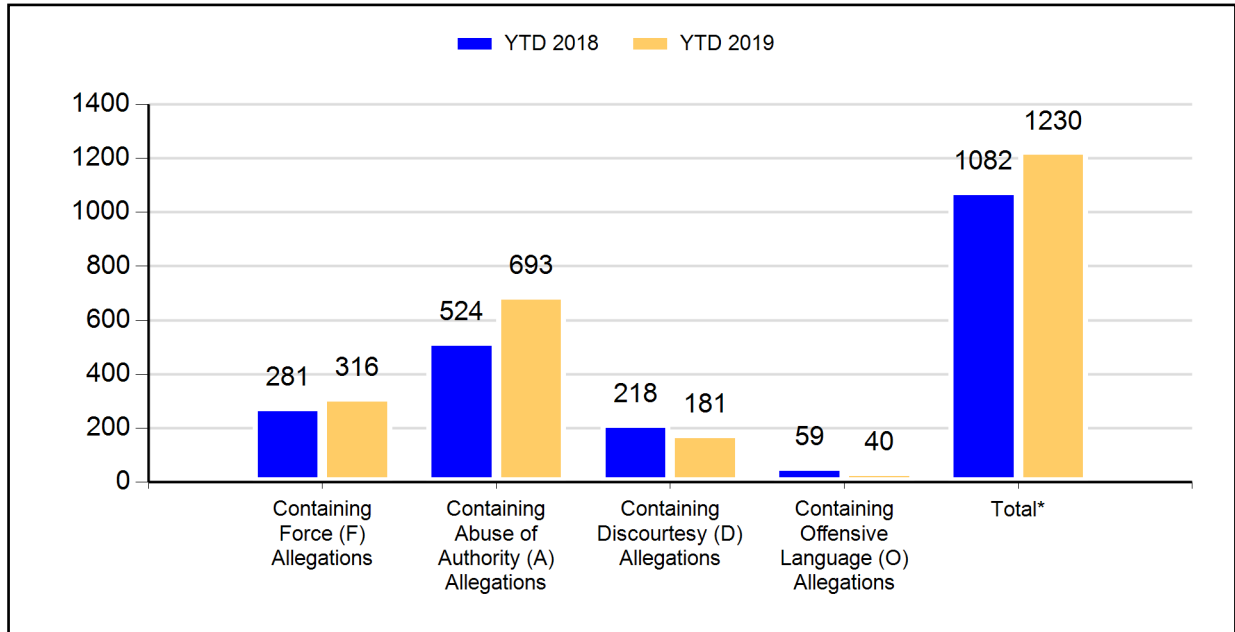
**Figure 8: CCRB Complaints Received By Type of Allegation (% of Complaints)**

	February 2018		February 2019		Change	% Change
	Count	% of Total Complaints	Count	% of Total Complaints		
Force (F)	145	44%	151	36%	6	4%
Abuse of Authority (A)	249	75%	330	78%	81	33%
Discourtesy (D)	97	29%	88	21%	-9	-9%
Offensive Language (O)	23	7%	14	3%	-9	-39%
Total FADO Allegations	514		583		69	13%
Total Complaints	333		425		92	28%

Note: the number of allegations in recently received complaints typically grows somewhat as the complaints are investigated.



**Figure 9: CCRB Complaints Received By Type of Allegation (YTD 2018 vs. YTD 2019)**



\*This is the total of distinct FADO allegation types in complaints received.

**Figure 10: CCRB Complaints Received By Type of Allegation YTD (% of Complaints)**

	YTD 2018		YTD 2019		Change	% Change
	Count	% of Total Complaints	Count	% of Total Complaints		
Force (F)	281	39%	316	36%	35	12%
Abuse of Authority (A)	524	73%	693	79%	169	32%
Discourtesy (D)	218	30%	181	21%	-37	-17%
Offensive Language (O)	59	8%	40	5%	-19	-32%
Total FADO Allegations	1082		1230		148	14%
Total Complaints	715		879		164	23%

Note: the number of allegations in recently received complaints typically grows somewhat as the complaints are investigated.

**Figure 11: Total Allegations (% of Total Allegations)**

	February 2018		February 2019		Change	% Change
	Count	% of Total Allegations	Count	% of Total Allegations		
Force (F)	307	25%	308	22%	1	0%
Abuse of Authority (A)	760	62%	956	69%	196	26%
Discourtesy (D)	137	11%	114	8%	-23	-17%
Offensive Language (O)	29	2%	16	1%	-13	-45%
Total Allegations	1233		1394		161	13%
Total Complaints	333		425		92	28%

**Figure 12: Total Allegations YTD (% of Total Allegations)**

	YTD 2018		YTD 2019		Change	% Change
	Count	% of Total Allegations	Count	% of Total Allegations		
Force (F)	598	25%	624	20%	26	4%
Abuse of Authority (A)	1408	59%	2155	70%	747	53%
Discourtesy (D)	286	12%	243	8%	-43	-15%
Offensive Language (O)	76	3%	48	2%	-28	-37%
Total Allegations	2368		3070		702	30%
Total Complaints	715		879		164	23%

The number of allegations in recently received complaints typically grows as the complaints are investigated.

# CCRB Docket

As of the end of February 2019, 74% of active CCRB cases are fewer than five months old, and 89% active cases have been open for fewer than eight months.

**Figure 13: Age of Active Cases Based on Received Date (February 2019)**

Case Age Group	Count	% of Total
Cases 0-4 Months	1313	74.4%
Cases 5-7 Months	265	15.0%
Cases 8-11 Months	149	8.4%
Cases 12-18 Months*	35	2.0%
Cases Over 18 Months**	3	0.2%
<b>Total</b>	<b>1765</b>	<b>100%</b>

\*12-18 Months: 14 cases that were reopened; 3 cases that were on DA Hold.

\*\*Over18 Months: 0 cases that were reopened; 3 cases that were on DA Hold.

**Figure 14: Age of Active Cases Based on Incident Date (February 2019)**

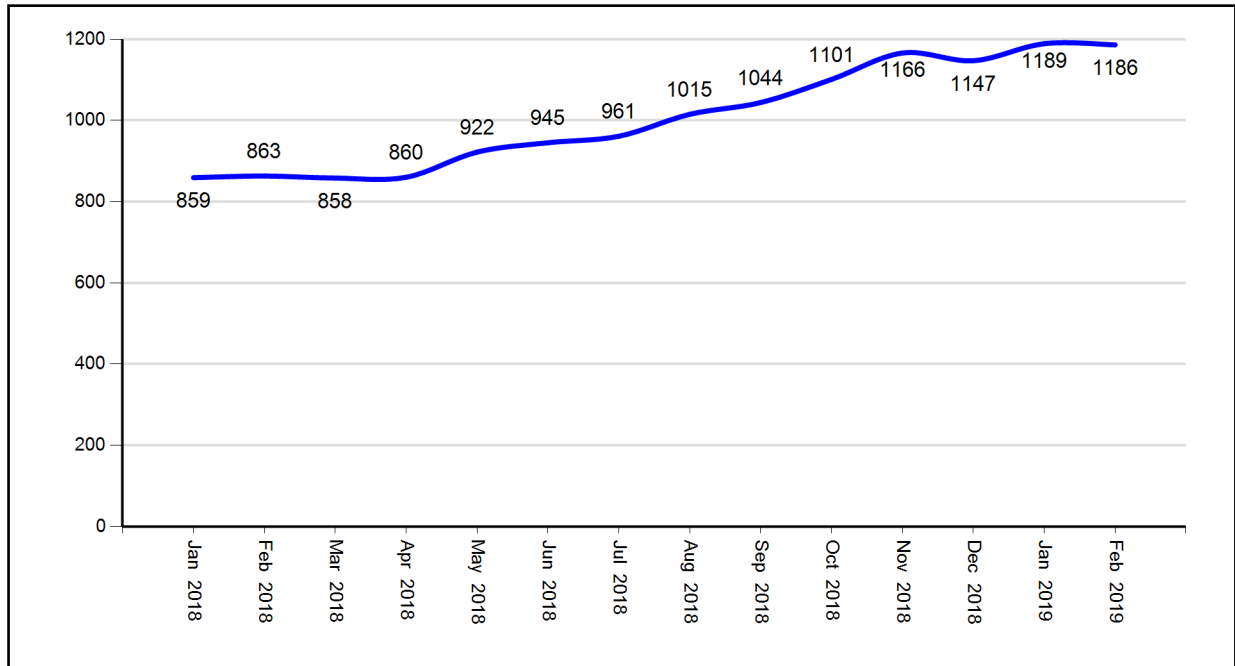
	Count	% of Total
Cases 0-4 Months	1181	66.9%
Cases 5-7 Months	309	17.5%
Cases 8-11 Months	185	10.5%
Cases 12-18 Months*	75	4.2%
Cases Over 18 Months**	15	0.8%
<b>Total</b>	<b>1765</b>	<b>100%</b>

\*12-18 Months: 16 cases that were reopened; 3 cases that were on DA Hold.

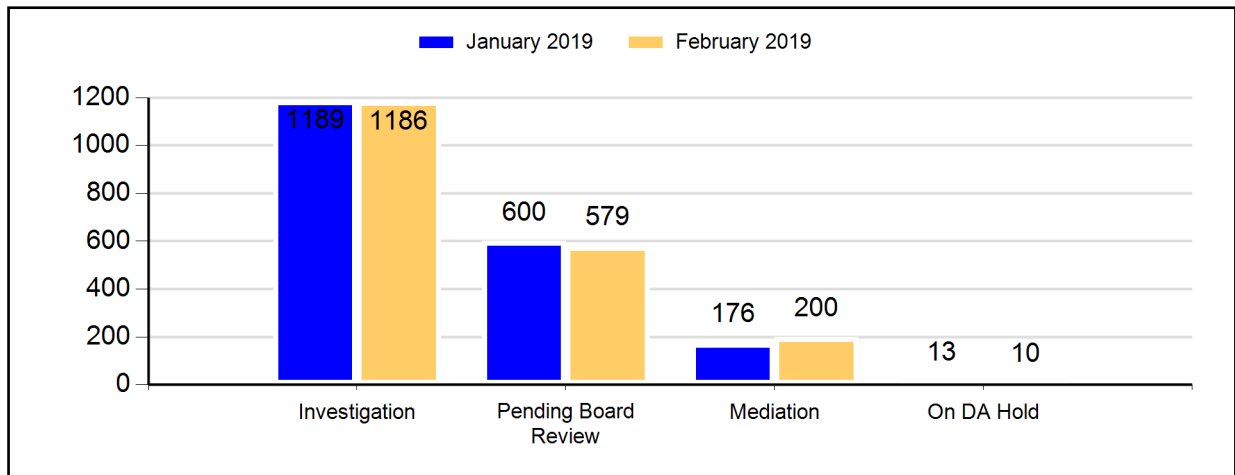
\*\*Over18 Months: 2 cases that were reopened; 3 cases that were on DA Hold.

*An active case is here defined as an investigation; cases in mediation are excluded.*

**Figure 15: Number of Active Investigations (January 2018 - February 2019)**



**Figure 16: Open Docket Analysis**



**Figure 17: Open Docket Analysis with % Change**

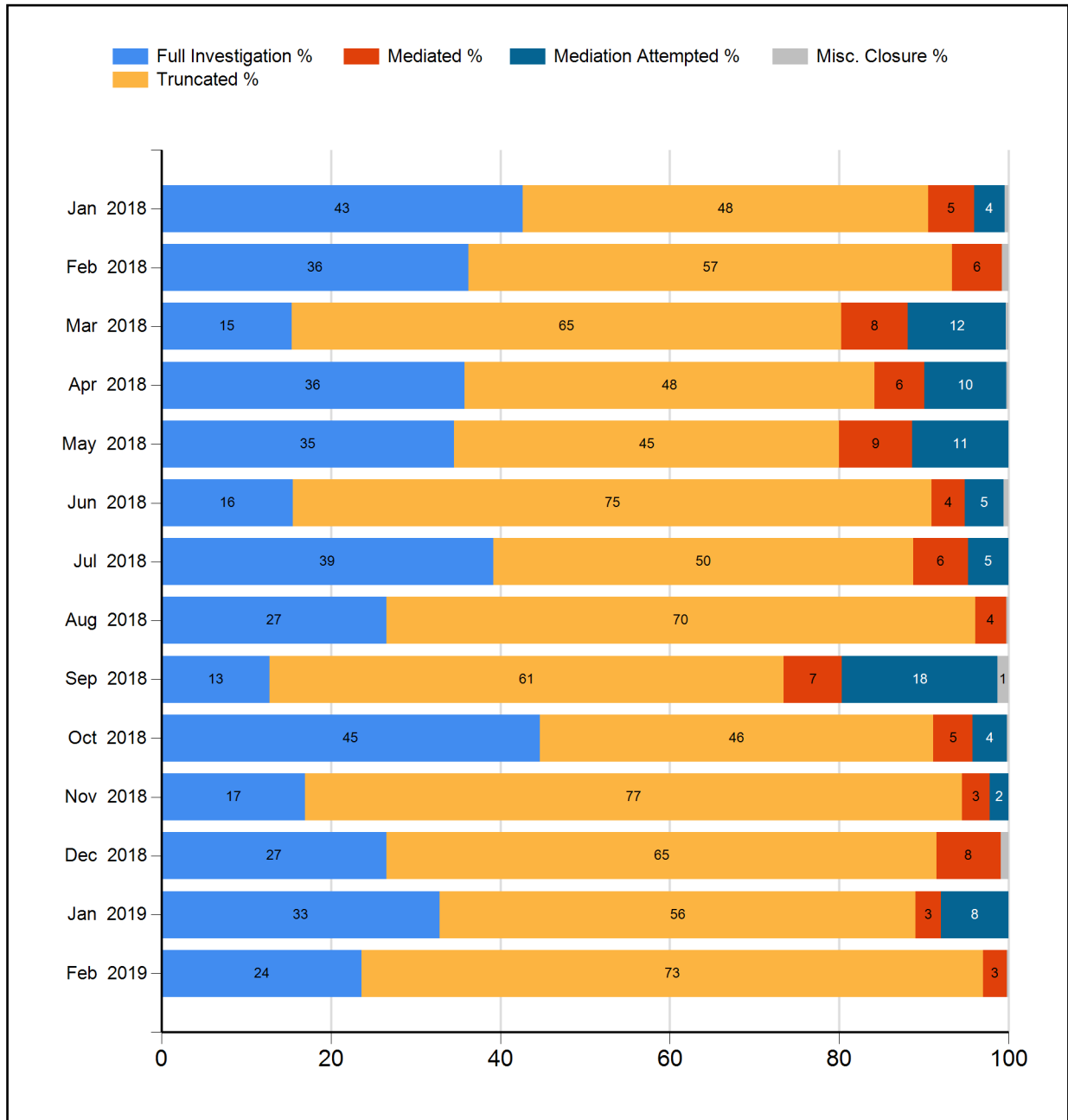
	January 2019		February 2019		Change	% Change
	Count	% of Total	Count	% of Total		
Investigations	1189	60%	1186	60%	-3	0%
Pending Board Review	600	30%	579	29%	-21	-4%
Mediation	176	9%	200	10%	24	14%
On DA Hold	13	1%	10	1%	-3	-23%
Total	1978		1975		-3	0%

# Closed Cases

## Resolving Cases

In February 2019, the CCRB fully investigated 24% of the cases it closed, and resolved (fully investigated, mediated or mediation attempted) 26% of the cases it closed.

**Figure 18: Case Resolutions (January 2018 - February 2019) (%)**



## Dispositions

Cases fully investigated by the CCRB generally receive one of five outcomes:

- If the alleged misconduct is found to have occurred, based on the preponderance of the evidence, the allegation is **substantiated**.
- If there is not enough evidence to determine whether or not the alleged misconduct occurred, the allegation is **unsubstantiated**.
- If the preponderance of the evidence suggests that the event or alleged act did not occur, the allegation is **unfounded**.
- If the event did occur, but was not improper by a preponderance of evidence, the allegation is **exonerated**.
- If the CCRB was unable to identify any of the officers accused of misconduct, the case is closed as **officer unidentified**.

Additionally, a case might be **mediated**, with the subject officer and complainant discussing the incident in the presence of a neutral third-party moderator, or closed as **mediation attempted**, the designation for a case in which both the officer and the civilian agree to mediate, but the civilian fails to appear twice for the scheduled mediation session or fails to respond to attempts to schedule a mediation session. Finally, a case that cannot be fully investigated due to complainant/alleged victim unavailability or lack of cooperation is **truncated**.

## Case Abstracts

The following case abstracts are taken from complaints closed this month and serve as examples of what the different CCRB dispositions mean in practice:

### 1. Substantiated

Officers observed an individual enter the subway without paying a fare. The officers stopped the individual, who then attempted to flee. Upon catching the individual, an officer placed him in a chokehold. Video footage, captured by a MTA surveillance camera located inside the station, shows the individual attempting to run through a turnstile. As he is halfway through the turnstile, an officer grabs his shirt and attempts to pull him back. The individual attempts to push his body forward, and in response, the officer places his right arm around the individual's neck and right shoulder region, and pulls him back between the turnstile in a chokehold position. After reviewing the video footage, the officer acknowledged his arm was placed around the individual's neck. The NYPD Patrol Guide states that officers shall not use a chokehold at any time. Based on the video evidence, the investigation determined the officer used a chokehold. As a result, the Board substantiated the allegation.

### 2. Unsubstantiated

Officers responded to a public dispute, and an individual, who had witnessed the incident, attempted to speak to the officers. The individual stated that an officer approached her, allegedly placed his arm on her left shoulder, and pushed her away. In contrast, the officer stated that while he directed the individual to move back, he never made any physical contact with her. Given the conflicting statements and a lack of video footage or independent witnesses, the investigation was unable to determine by a preponderance of evidence whether the officer threatened the individual. The Board unsubstantiated the allegation.

### 3. Unfounded

An individual called 911 to report an assault. After officers responded, an officer allegedly refused to request medical assistance for an injury the individual had sustained. Body-worn camera footage, capturing the incident, refuted the allegation. While the individual claimed an officer refused to provide medical treatment for her on scene, body-worn camera footage showed the individual speaking to officers inside of an ambulance, in the presence of an Emergency Medical Technician (EMT). The Board unfounded the allegation.

#### **4. Exonerated**

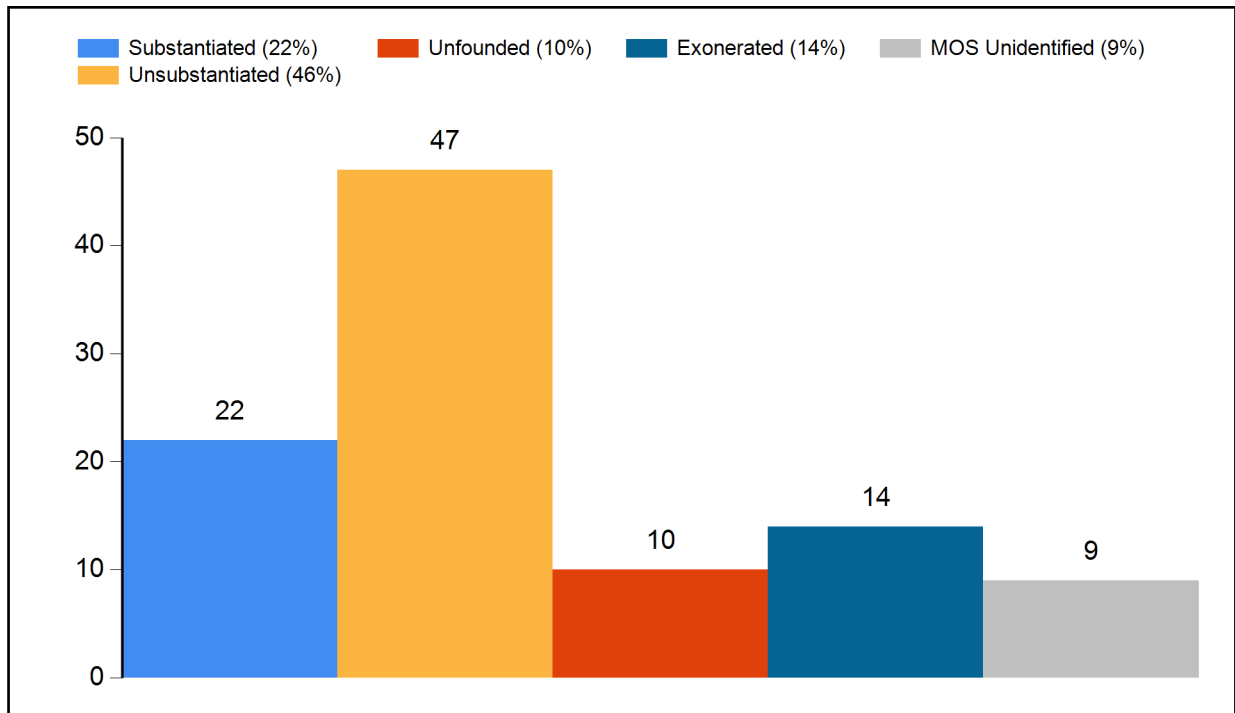
Officers stopped and arrested a known individual for an open warrant. The individual was informed of the open warrant at the time of his arrest, and a copy of the open bench warrant was subsequently verified. As per the Patrol Guide, officers are permitted to arrest the individual for an open arrest warrant. As a result, the Board exonerated the allegations.

#### **5. Officer Unidentified**

An individual reported that on an unknown date in May of 2018, he called 911 and requested officers respond to his apartment. Upon arriving, an officer allegedly told the individual that he would be arrested if he called the police again. No arrest or summonses resulted from this incident, and no video footage was found. Police records returned eight separate occasions in May of 2018 involving officers responding to 911 calls at the individual's apartment. Three officers, fitting the generic physical description provided, gave CCRB statements. None of the officers had an independent recollection of the incident, and all denied ever threatening to arrest the individual. Given the number of times in May of 2018 officers responded to the individual's 911 calls, without the specific incident date, and only a generic physical description of the subject officer, the investigation was unable to identify the subject officer for this incident. Due to the inability to identify the potential subject officer, the Board closed the allegation as officer unidentified.

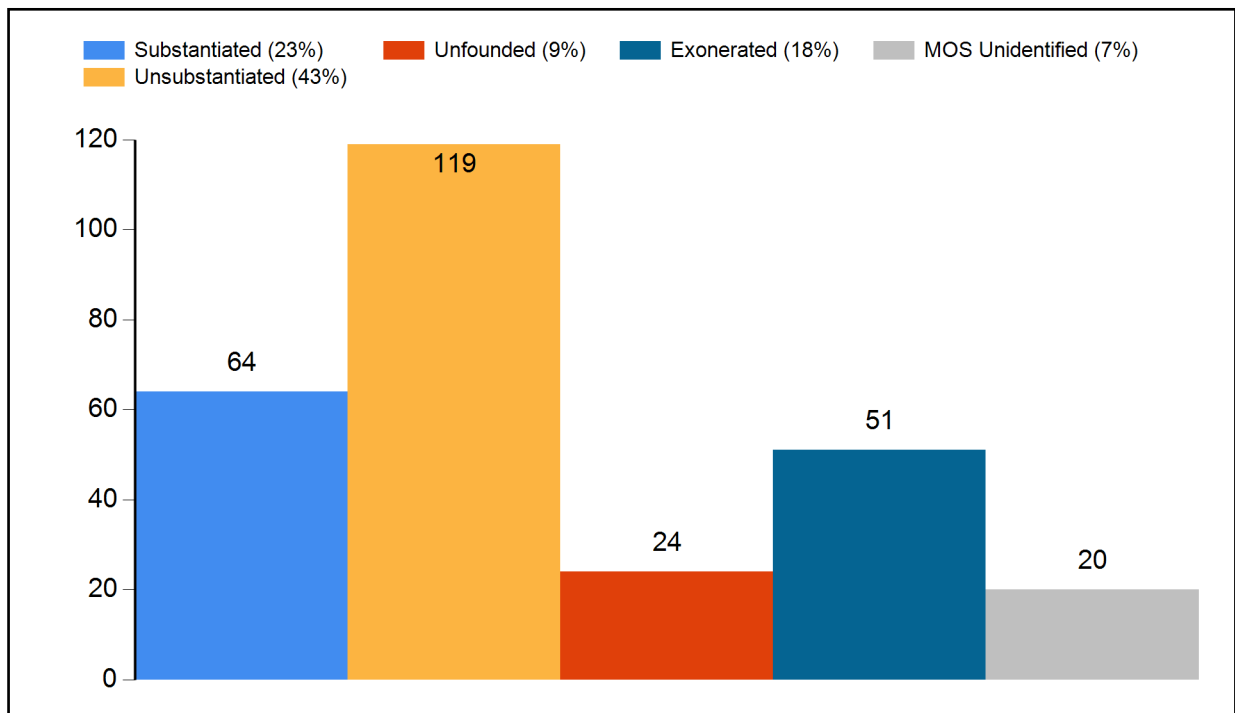
## Dispositions - Full Investigations

Figure 19: Disposition Counts of Full Investigations (February 2019)



Due to the reconsideration process, counts are subject to change.

Figure 20: Disposition Counts of Full Investigations (YTD 2019)



Due to the reconsideration process, counts are subject to change.



## Dispositions - All CCRB Cases

In addition to full investigations, CCRB cases can be closed through mediation and truncation. The following table lists all the CCRB case closures for the current month and year-to-date.

**Figure 21: Disposition of Cases (2018 vs 2019)**

	Feb 2018		Feb 2019		YTD 2018		YTD 2019	
<b>Full Investigations</b>	Count	% of Total	Count	% of Total	Count	% of Total	Count	% of Total
Substantiated	19	21%	22	22%	45	17%	64	23%
Exonerated	9	10%	14	14%	44	16%	51	18%
Unfounded	8	9%	10	10%	22	8%	24	9%
Unsubstantiated	44	48%	47	46%	140	52%	119	43%
MOS Unidentified	12	13%	9	9%	20	7%	20	7%
<b>Total - Full Investigations</b>	<b>92</b>		<b>102</b>		<b>271</b>		<b>278</b>	
<b>Mediation Closures</b>	Count	% of Total	Count	% of Total	Count	% of Total	Count	% of Total
Mediated	15	100%	12	100%	38	72%	28	39%
Mediation Attempted	0	0%	0	0%	15	28%	43	61%
<b>Total - ADR Closures</b>	<b>15</b>		<b>12</b>		<b>53</b>		<b>71</b>	
<b>Resolved Case Total</b>	<b>107</b>	<b>42%</b>	<b>114</b>	<b>26%</b>	<b>324</b>	<b>48%</b>	<b>349</b>	<b>36%</b>
<b>Truncations / Other Closures</b>	Count	% of Total	Count	% of Total	Count	% of Total	Count	% of Total
Complaint withdrawn	28	19%	55	17%	58	17%	128	21%
Complainant/Alleged Victim/Witness uncooperative	73	50%	162	51%	197	56%	308	50%
Complainant/Alleged Victim/Witness unavailable	22	15%	53	17%	48	14%	104	17%
Alleged Victim unidentified	1	1%	8	3%	4	1%	12	2%
Closed - Pending Litigation*	21	14%	39	12%	39	11%	66	11%
Miscellaneous	0	0%	0	0%	1	0%	0	0%
Administrative closure**	2	1%	1	0%	3	1%	1	0%
<b>Total - Other Case Dispositions</b>	<b>147</b>		<b>318</b>		<b>350</b>		<b>619</b>	
<b>Total - Closed Cases</b>	<b>254</b>		<b>432</b>		<b>674</b>		<b>968</b>	

\* Closed - Pending Litigation is a truncation category added in August 2017. It indicates that the complaint was truncated due to the complainant/alleged victim's attorney.

\*\*Administrative closure is a special category that deals with NYPD's Internal Affairs Bureau-referred cases or spin off cases with no complainant/alleged victim, and in which CCRB attempts to locate or identify a complainant/alleged victim has yielded no results.

## Dispositions - FADO Allegations

“Allegations” are different than “cases.” A case or complaint is based on an incident and may contain one or more allegations of police misconduct. The allegation substantiation rate is 12% for the month of February 2019, and the allegation substantiation rate is 15% year-to-date. The type of allegation the CCRB is most likely to substantiate is Discourtesy – substantiating 23% of such allegations during February 2019, and 17% for the year.

**Figure 22: Disposition of Allegations (2018 vs 2019)**

	Feb 2018		Feb 2019		YTD 2018		YTD 2019	
<b>Fully Investigated Allegations</b>	Count	%of Total	Count	%of Total	Count	%of Total	Count	%of Total
Substantiated	69	13%	55	12%	131	10%	190	15%
Unsubstantiated	206	38%	139	31%	540	42%	422	33%
Unfounded	54	10%	39	9%	105	8%	108	8%
Exonerated	156	29%	163	37%	392	30%	439	34%
MOS Unidentified	60	11%	47	11%	133	10%	137	11%
Total - Full Investigations	545		443		1301		1296	

<b>Mediation Closures</b>	Count	%of Total	Count	%of Total	Count	%of Total	Count	%of Total
Mediated	35	100%	22	100%	80	64%	45	33%
Mediation Attempted	0	0%	0	0%	45	36%	91	67%
Total - ADR Closures	35		22		125		136	

<b>Truncations / Other Closures</b>	Count	%of Total	Count	%of Total	Count	%of Total	Count	%of Total
Complaint withdrawn	58	17%	122	14%	121	14%	335	19%
Complainant/Alleged Victim/Witness uncooperative	171	49%	477	56%	546	61%	941	52%
Complainant/Alleged Victim/Witness unavailable	43	12%	95	11%	95	11%	225	13%
Alleged Victim unidentified	4	1%	21	2%	8	1%	44	2%
Closed - Pending Litigation	60	17%	128	15%	104	12%	243	14%
Miscellaneous	2	1%	0	0%	4	0%	9	1%
Administrative closure	9	3%	2	0%	11	1%	2	0%
Total - Other Case Dispositions	347		845		889		1799	

<b>Total - Closed Allegations</b>	927		1310		2315		3231	
-----------------------------------	-----	--	------	--	------	--	------	--

**Figure 23: Disposition of Allegations By FADO Category (February 2019)**

	Substantiated	Unsubstantiated	Exonerated	Unfounded	Officers Unidentified	Total
Force	20 17%	39 33%	43 36%	11 9%	6 5%	119 100%
Abuse of Authority	22 8%	70 27%	116 44%	19 7%	37 14%	264 100%
Discourtesy	11 23%	23 48%	4 8%	6 13%	4 8%	48 100%
Offensive Language	2 17%	7 58%	0 0%	3 25%	0 0%	12 100%
Total	55 12%	139 31%	163 37%	39 9%	47 11%	443 100%

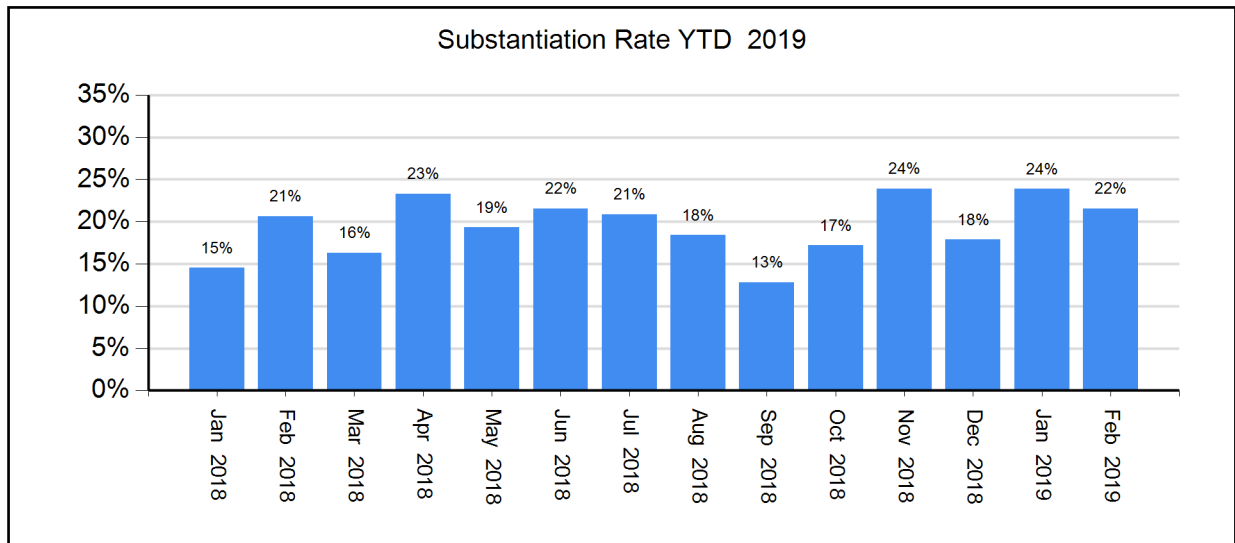
**Figure 24: Disposition of Allegations By FADO Category (YTD 2019)**

	Substantiated	Unsubstantiated	Exonerated	Unfounded	Officers Unidentified	Total
Force	35 12%	86 30%	111 39%	34 12%	20 7%	286 100%
Abuse of Authority	127 15%	246 29%	322 39%	46 6%	94 11%	835 100%
Discourtesy	24 17%	68 48%	6 4%	22 16%	21 15%	141 100%
Offensive Language	4 12%	22 65%	0 0%	6 18%	2 6%	34 100%
Total	190 15%	422 33%	439 34%	108 8%	137 11%	1296 100%

## Substantiation Rates

The February 2019 case substantiation rate was 22%.

**Figure 25: Percentage of Cases Substantiated (January 2018 - February 2019)**

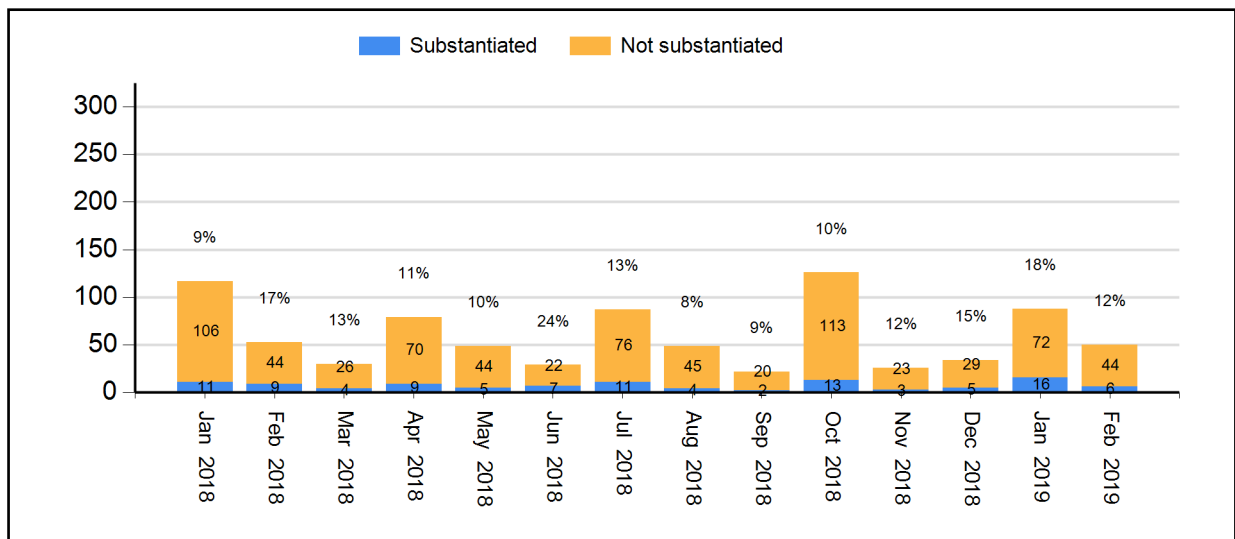


Due to the reconsideration process, counts are subject to change.

## Substantiation Rates and Video

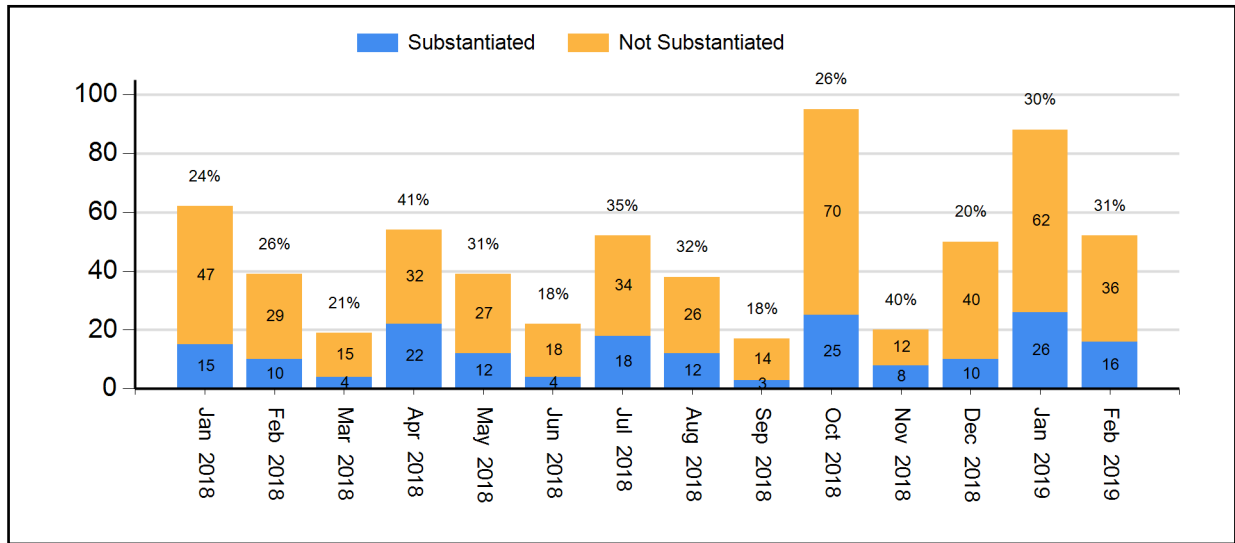
In general, investigations relying on video evidence from security cameras or personal devices result in much higher substantiation rates.

**Figure 26: Substantiation Rates for Full Investigations without Video (Jan 2019 - Feb 2019)**  
(% substantiated shown)



Due to the reconsideration process, counts are subject to change.

**Figure 27: Substantiation Rates for Full Investigations with Video (Jan 2019 - Feb 2019)**  
 (% substantiated shown)



Due to the reconsideration process, counts are subject to change.

## Board Discipline Recommendations for Substantiated Complaints

After a CCRB investigative team has completed its investigation and recommended the substantiation of a complaint against an officer, a panel of three Board members determines whether to substantiate the allegation and make a disciplinary recommendation.

- “Charges and Specifications” are the most severe form of discipline. A decision to assign Charges commences a process that may result in an administrative trial in the NYPD Trial Room. An officer may lose vacation days, be suspended, or be terminated from the Department if the officer is found guilty.
- “Instructions” or “Formalized Training” are the least severe discipline, often recommended for officers who misunderstand a policy. This determination results in training at the command level (Instructions) or training at the Police Academy or NYPD Legal Bureau (Formalized Training).
- “Command Discipline” is recommended for misconduct that is moderately serious, but does not rise to the level of that associated with Charges. An officer can lose up to ten vacation days as a result of a Command Discipline.
- When the Board has recommended Instructions, Formalized Training or Command Discipline, the case is sent to the NYPD Commissioner to impose training and/or other penalties. Cases where the Board recommends charges are prosecuted by the CCRB’s Administrative Prosecution Unit.

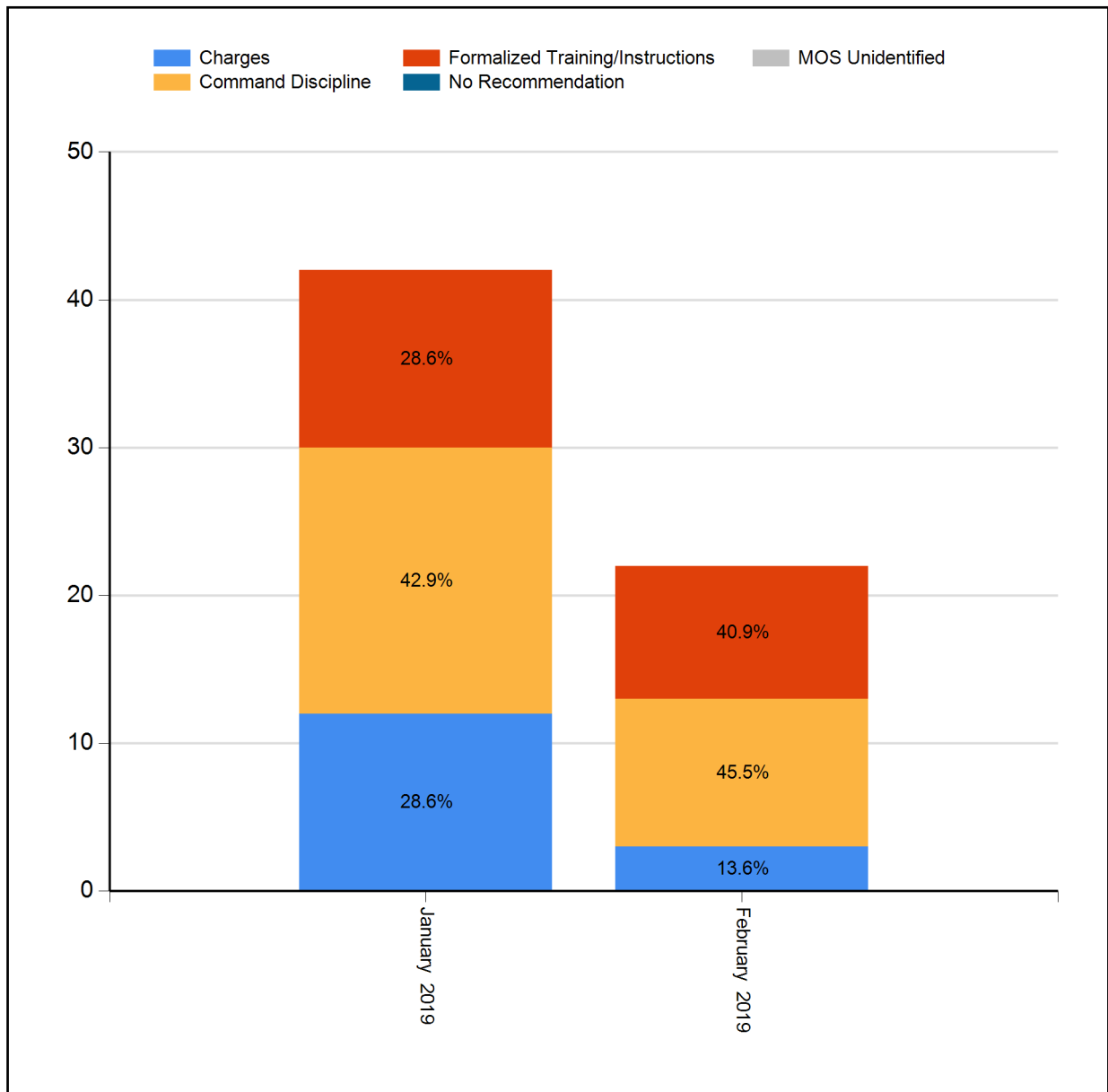
**Figure 28: Board Discipline Recommendations For Substantiated Complaints\***  
(Feb 2018, Feb 2019, YTD 2018, YTD 2019)

Disposition	February 2018		February 2019		YTD 2018		YTD 2019	
	Count	%of Total	Count	%of Total	Count	%of Total	Count	%of Total
Charges	5	26%	3	14%	11	24%	15	23%
Command Discipline	8	42%	10	45%	21	47%	28	44%
Formalized Training	0	0%	5	23%	4	9%	9	14%
Instructions	6	32%	4	18%	9	20%	12	19%
MOS Unidentified	0	0%	0	0%	0	0%	0	0%
Total	19		22		45		64	

Due to the reconsideration process, counts are subject to change.

\* A complaint containing a number of substantiated allegations against a number of different officers will typically generate a variety of different disciplinary recommendations. To determine the disciplinary recommendation associated with the complaint as a whole, the CCRB uses the most severe disciplinary recommendation made. The order of severity is: 1) Charges 2) Command Discipline 3) Formalized Training 4) Instructions.

**Figure 29: Board Discipline Recommendations For Substantiated Complaints\* (2019)**



Due to the reconsideration process, counts are subject to change.

\* A complaint containing a number of substantiated allegations against a number of different officers will typically generate a variety of different disciplinary recommendations. To determine the disciplinary recommendation associated with the complaint as a whole, the CCRB uses the most severe disciplinary recommendation made. The order of severity is: 1) Charges 2) Command Discipline 3) Formalized Training 4) Instructions.

## Board Discipline Recommendations for Officers with Substantiated Allegations

A substantiated CCRB complaint may generate multiple substantiated allegations against multiple officers. Each substantiated allegation will carry its own discipline recommendation from the CCRB Board.

The following table presents the number of officers against whom discipline recommendations have been made as a result of a substantiated CCRB complaint. Where there are multiple substantiated allegations with multiple disciplinary recommendations for an officer in a complaint, the most severe disciplinary recommendation is used to determine the overall recommendation for that officer.

**Figure 30: Board Discipline Recommendations for Officers with Substantiated Allegations\***  
(Feb 2018, Feb 2019, YTD 2018, YTD 2019)

Disposition	February 2018		February 2019		YTD 2018		YTD 2019	
	Count	%of Total	Count	%of Total	Count	%of Total	Count	%of Total
Charges	9	25.7%	3	11.1%	17	24.3%	24	26.1%
Command Discipline	17	48.6%	15	55.6%	35	50%	42	45.7%
Formalized Training	2	5.7%	5	18.5%	7	10%	12	13%
Instructions	7	20%	4	14.8%	11	15.7%	14	15.2%
MOS Unidentified	0	0%	0	0%	0	0%	0	0%
Total	35		27		70		92	

Due to the reconsideration process, counts are subject to change.

\* The counts in this table reflect the number of distinct MOS with a substantiated allegation in each complaint.



**Figure 31: Substantiated Allegations By Borough and NYPD Precinct (February 2019)**

The figures in this table reflect all substantiated allegations for each MOS.

Board Disposition	FADO Category	Allegation	Precinct of Occurrence	Borough of Occurrence
Substantiated (Command Discipline B)	Offensive Language	Ethnicity	14	Manhattan
Substantiated (Command Discipline B)	Offensive Language	Other	14	Manhattan
Substantiated (Formalized Training)	Abuse of Authority	Threat of force (verbal or physical)	18	Manhattan
Substantiated (Command Discipline A)	Abuse of Authority	Refusal to obtain medical treatment	18	Manhattan
Substantiated (Formalized Training)	Abuse of Authority	Frisk	18	Manhattan
Substantiated (Formalized Training)	Abuse of Authority	Search (of person)	18	Manhattan
Substantiated (Formalized Training)	Abuse of Authority	Search (of person)	28	Manhattan
Substantiated (Command Lvl Instructions)	Discourtesy	Word	33	Manhattan
Substantiated (Charges)	Force	Chokehold	34	Manhattan
Substantiated (Charges)	Force	Physical force	34	Manhattan
Substantiated (Charges)	Force	Nonlethal restraining device	34	Manhattan
Substantiated (Charges)	Force	Nonlethal restraining device	34	Manhattan
Substantiated (Charges)	Force	Nonlethal restraining device	34	Manhattan
Substantiated (Charges)	Force	Nonlethal restraining device	34	Manhattan
Substantiated (Charges)	Force	Nonlethal restraining device	34	Manhattan
Substantiated (Charges)	Force	Nonlethal restraining device	34	Manhattan
Substantiated (Charges)	Force	Nonlethal restraining device	34	Manhattan
Substantiated (Charges)	Force	Nonlethal restraining device	34	Manhattan
Substantiated (Charges)	Force	Nonlethal restraining device	34	Manhattan
Substantiated (Charges)	Force	Nonlethal restraining device	34	Manhattan
Substantiated (Charges)	Force	Nonlethal restraining device	34	Manhattan
Substantiated (Charges)	Force	Nonlethal restraining device	34	Manhattan
Substantiated (Charges)	Force	Nonlethal restraining device	34	Manhattan
Substantiated (Charges)	Force	Nonlethal restraining device	34	Manhattan
Substantiated (Charges)	Force	Nonlethal restraining device	34	Manhattan
Substantiated (Charges)	Force	Restricted Breathing	34	Manhattan
Substantiated (Charges)	Force	Chokehold	40	Bronx
Substantiated (Command Discipline B)	Abuse of Authority	Frisk	42	Bronx
Substantiated (Command Discipline B)	Abuse of Authority	Search (of person)	42	Bronx
Substantiated (Command Discipline B)	Abuse of Authority	Question	42	Bronx
Substantiated (Command Discipline B)	Abuse of Authority	Question	42	Bronx
Substantiated (Command Discipline B)	OMN	Other Misconduct	42	Bronx
Substantiated (Formalized Training)	Abuse of Authority	Refusal to provide shield number	44	Bronx
Substantiated (Command Discipline B)	Abuse of Authority	Body Cavity Searches	46	Bronx
Substantiated (Command Discipline B)	Discourtesy	Word	46	Bronx
Substantiated (Formalized Training)	Abuse of Authority	Threat of force (verbal or physical)	48	Bronx
Substantiated (Command Discipline B)	Discourtesy	Word	63	Brooklyn
Substantiated (Command Discipline B)	Discourtesy	Action	63	Brooklyn
Substantiated (Command Discipline B)	Force	Physical force	63	Brooklyn
Substantiated (Command Discipline A)	Discourtesy	Word	67	Brooklyn
Substantiated (Command Discipline A)	Discourtesy	Word	67	Brooklyn
Substantiated (Command Discipline A)	Force	Physical force	67	Brooklyn

<b>Board Disposition</b>	<b>FADO Category</b>	<b>Allegation</b>	<b>Precinct of Occurrence</b>	<b>Borough of Occurrence</b>
Substantiated (Command Discipline A)	Abuse of Authority	Refusal to provide name/shield number	70	Brooklyn
Substantiated (Command Discipline A)	Abuse of Authority	Retaliatory summons	70	Brooklyn
Substantiated (Command Discipline A)	Abuse of Authority	Refusal to provide shield number	70	Brooklyn
Substantiated (Command Discipline A)	Discourtesy	Word	70	Brooklyn
Substantiated (Command Lvl Instructions)	Discourtesy	Action	73	Brooklyn
Substantiated (Command Discipline B)	Abuse of Authority	Vehicle stop	77	Brooklyn
Substantiated (Command Discipline B)	Abuse of Authority	Vehicle stop	77	Brooklyn
Substantiated (Command Discipline B)	Abuse of Authority	Other	83	Brooklyn
Substantiated (Command Discipline B)	Abuse of Authority	Other	83	Brooklyn
Substantiated (Charges)	Abuse of Authority	Threat of force (verbal or physical)	84	Brooklyn
Substantiated (Charges)	Abuse of Authority	Search (of person)	84	Brooklyn
Substantiated (Charges)	Discourtesy	Word	84	Brooklyn
Substantiated (Command Lvl Instructions)	Discourtesy	Word	88	Brooklyn
Substantiated (Formalized Training)	Discourtesy	Word	101	Queens
Substantiated (Command Lvl Instructions)	Abuse of Authority	Refusal to provide name/shield number	110	Queens

## Truncations

A “truncation” is a case that is not fully investigated, either because the complainant/alleged victim withdraws the complaint; is uncooperative with the investigation; is not available for the investigative team to interview; or is never identified. The CCRB constantly seeks to lower the number of truncations.

**Figure 32: Truncated Allegations (February 2019)**

	Withdrawn	Uncooperative	Unavailable	Civilian Unidentified	Pending Litigation*	Total
Force	20	82	42	7	62	213
Abuse of Authority	76	343	46	10	58	533
Discourtesy	19	43	6	3	8	79
Offensive Language	7	9	1	1	0	18
<b>Total</b>	122	477	95	21	128	843

**Figure 33: Truncated CCRB Complaints (February 2019)**

	Withdrawn	Uncooperative	Unavailable	Civilian Unidentified	Pending Litigation*	Total
<b>Total</b>	55	162	53	8	39	317

**Figure 34: Truncated Allegations (YTD 2019)**

	Withdrawn	Uncooperative	Unavailable	Civilian Unidentified	Pending Litigation*	Total
Force	50	192	87	11	127	467
Abuse of Authority	216	637	115	26	102	1096
Discourtesy	52	92	18	6	14	182
Offensive Language	17	20	5	1	0	43
<b>Total</b>	335	941	225	44	243	1788

**Figure 35: Truncated CCRB Complaints (YTD 2019)**

	Withdrawn	Uncooperative	Unavailable	Civilian Unidentified	Pending Litigation*	Total
<b>Total</b>	128	308	104	12	66	618

\*Pending Litigation is a truncation category added in August 2017. It indicates that the complaint was truncated due to the complainant/alleged victim's attorney.

## Complaints Against Officers Assigned to Police Service Areas

The Police Service Areas (PSA) are commands that police New York City Housing Developments throughout the five boroughs. PSA complaints are defined as complaints that contain at least one FADO allegation against an officer assigned to a PSA command.

**Figure 36: PSA Complaints Closed as % of Total Complaints Closed**

	Feb 2018	Feb 2019	YTD 2018	YTD 2019
PSA Complaints	14	13	43	32
Total Complaints	254	432	674	968
PSA Complaints as % of Total	5.5%	3.0%	6.4%	3.3%

A single PSA complaint may contain allegations against multiple officers assigned to multiple PSA commands. The following table breaks out the different PSAs and shows the number of officers assigned to each PSA against whom FADO allegations have been made.

**Figure 37: Closed Complaints Against Officers Assigned to a PSA**

	Feb 2018	Feb 2019	YTD 2018	YTD 2019
PSA 1	6	0	10	4
PSA 2	3	3	16	12
PSA 3	1	0	3	1
PSA 4	3	5	13	12
PSA 5	2	2	4	7
PSA 6	0	2	9	9
PSA 7	11	3	20	3
PSA 8	4	5	8	8
PSA 9	2	2	10	3
Total	32	22	93	59

Complaints typically contain more than one allegation. The following table shows the allegations made against officers assigned to PSA commands broken out by FADO type.

**Figure 38: Closed Allegations Against Officers Assigned to a PSA by FADO Type**

	Feb 2018		Feb 2019		YTD 2018		YTD 2019	
	Count	% of Total	Count	% of Total	Count	% of Total	Count	% of Total
Force (F)	11	25%	9	31%	31	24%	19	25%
Abuse of Authority (A)	26	59%	15	52%	75	59%	44	59%
Discourtesy (D)	6	14%	4	14%	16	13%	5	7%
Offensive Language (O)	1	2%	1	3%	5	4%	7	9%
Total	44	100%	29	100%	127	100%	75	100%

## Dispositions of Officers Assigned to PSAs

The following tables show the Board disposition of officers assigned to a PSA with a FADO allegation made against them.

**Figure 39: Disposition of PSA Officers (2018 vs 2019)**

	Feb 2018		Feb 2019		YTD 2018		YTD 2019	
<b>Full Investigations</b>	Count	%of Total	Count	%of Total	Count	%of Total	Count	%of Total
Substantiated	9	38%	0	0%	12	18%	5	20%
Exonerated	8	33%	4	44%	17	26%	8	32%
Unfounded	0	0%	0	0%	0	0%	0	0%
Unsubstantiated	7	29%	5	56%	37	56%	12	48%
MOS Unidentified	0	0%	0	0%	0	0%	0	0%
<b>Total - Full Investigations</b>	<b>24</b>		<b>9</b>		<b>66</b>		<b>25</b>	
<b>Mediation Closures</b>	Count	%of Total	Count	%of Total	Count	%of Total	Count	%of Total
Mediated	1	100%	0	0%	2	40%	0	0%
Mediation Attempted	0	0%	0	0%	3	60%	0	0%
<b>Total - ADR Closures</b>	<b>1</b>		<b>0</b>		<b>5</b>		<b>0</b>	
<b>Resolved Case Total</b>	<b>25</b>	<b>78%</b>	<b>9</b>	<b>41%</b>	<b>71</b>	<b>76%</b>	<b>25</b>	<b>42%</b>
<b>Truncations / Other Closures</b>	Count	%of Total	Count	%of Total	Count	%of Total	Count	%of Total
Complaint withdrawn	1	14%	0	0%	3	14%	7	21%
Complainant/Alleged Victim/Witness uncooperative	3	43%	8	62%	14	64%	19	56%
Complainant/Alleged Victim/Witness unavailable	0	0%	2	15%	0	0%	3	9%
Alleged Victim unidentified	0	0%	0	0%	0	0%	0	0%
Closed - Pending Litigation*	3	43%	3	23%	5	23%	5	15%
Miscellaneous	0	0%	0	0%	0	0%	0	0%
Administrative closure*	0	0%	0	0%	0	0%	0	0%
<b>Total - Other Case Dispositions</b>	<b>7</b>		<b>13</b>		<b>22</b>		<b>34</b>	
<b>Total - Closed Cases</b>	<b>32</b>		<b>22</b>		<b>93</b>		<b>59</b>	

\* Closed - Pending Litigation is a truncation category added in August 2017. It indicates that the complaint was truncated due to the complainant/alleged victim's attorney.

\*\*Administrative closure is a special category that deals with NYPD's Internal Affairs Bureau-referred cases or spin off cases with no complainant/alleged victim, and in which CCRB attempts to locate or identify a complainant/alleged victim has yielded no results.

# Mediation Unit

Whenever mediation between a complainant/alleged victim and subject officer is suitable, it is offered by CCRB investigators. If the complainant/alleged victim and subject officer both agree to participate, a neutral, third-party mediator facilitates a conversation between the parties. “Mediation Attempted” refers to a situation in which an officer agrees to mediate and the complainant becomes unavailable (after the complainant initially agreed to mediation). The chart below indicates the number of mediations and attempted mediations in February and this year.

**Figure 40: Mediated Complaints Closed**

	February 2019			YTD 2019		
	Mediated	Mediation Attempted	Total	Mediated	Mediation Attempted	Total
Mediated Complaints	12	0	12	28	43	71

**Figure 41: Mediated FADO Allegations Closed**

	February 2019			YTD 2019		
	Mediated	Mediation Attempted	Total	Mediated	Mediation Attempted	Total
Force	0	0	0	1	7	8
Abuse of Authority	18	0	18	34	57	91
Discourtesy	3	0	3	8	22	30
Offensive Language	1	0	1	2	5	7
Total	22	0	22	45	91	136

**Figure 42: Mediated Complaints By Borough (February 2019)**

	Mediations
Bronx	3
Brooklyn	4
Manhattan	2
Queens	3
Staten Island	0

**Figure 43: Mediated Allegations By Borough (February 2019)**

	Mediations
Bronx	7
Brooklyn	6
Manhattan	2
Queens	7
Staten Island	0

**Figure 44: Mediated Complaints By Precinct  
(Feb 2019 - YTD 2019)**

Precinct	Feb 2019	YTD 2019	Precinct	Feb 2019	YTD 2019
7	1	1	71	0	1
14	0	1	72	0	1
20	1	1	75	0	1
22	0	1	78	1	1
44	0	1	83	1	1
46	0	2	90	0	1
47	3	5	100	0	3
60	1	1	104	1	1
62	0	1	108	1	1
70	1	1	115	1	1
			120	0	1

**Figure 45: Mediated Allegations By Precinct  
(Feb 2019 - YTD 2019)**

Precinct	Feb 2019	YTD 2019	Precinct	Feb 2019	YTD 2019
7	1	1	71	0	2
14	0	2	72	0	1
20	1	1	75	0	2
22	0	1	78	1	1
44	0	1	83	2	2
46	0	3	90	0	3
47	7	9	100	0	3
60	1	1	104	3	3
62	0	2	108	1	1
70	2	2	115	3	3
			120	0	1

# Administrative Prosecution Unit

The CCRB's Administrative Prosecution Unit (APU) prosecutes police misconduct cases when the Board has recommended charges, in the NYPD Trial Room. The APU is also able to offer pleas to officers who admit guilt rather than going to trial. Following a plea agreement or the conclusion of a disciplinary trial, cases are sent to the Police Commissioner for final penalties.

**Figure 46: Administrative Prosecution Unit Case Closures**

Disposition Category	Prosecution Disposition	Feb 2019	YTD 2019
Disciplinary Action	Not guilty after trial but Discipline Imposed	0	0
	Guilty after trial	1	1
	Trial verdict dismissed by PC, Comm. Disc. A imposed	0	0
	Trial verdict dismissed by PC, Comm. Disc. B imposed	0	0
	Trial verdict dismissed by PC, Formalized Training imposed	0	0
	Trial verdict dismissed by PC, Instructions imposed	0	0
	Trial verdict reversed by PC, Final verdict Guilty	0	0
	Resolved by plea	1	1
	Plea set aside, Comm. Disc. B	0	0
	Plea set aside, Comm. Disc. A	0	0
	Plea set aside, Formalized Training	0	0
	Plea set aside, Instructions	0	0
	*Retained, with discipline	0	0
	<b>Disciplinary Action Total</b>	<b>2</b>	<b>2</b>
No Disciplinary Action	Not guilty after trial	0	2
	Trial verdict reversed by PC, Final verdict Not Guilty	0	0
	Plea set aside, Without discipline	0	0
	**Retained, without discipline	0	0
	Dismissed by APU	0	0
	SOL Expired in APU	0	0
	<b>No Disciplinary Action Total</b>	<b>0</b>	<b>2</b>
Not Adjudicated	Charges not filed	0	0
	Deceased	0	0
	Other	0	0
	***Previously adjudicated, with discipline	0	0
	***Previously adjudicated, without discipline	0	0
	†Reconsidered by CCRB Board	0	1
	Retired	0	0
	SOL Expired prior to APU	0	0
	<b>Not Adjudicated Total</b>	<b>0</b>	<b>1</b>
	<b>Total Closures</b>	<b>2</b>	<b>5</b>

\*Retained cases are those in which the Department kept jurisdiction pursuant to Section 2 of the April 2, 2012 Memorandum of Understanding between the NYPD and the CCRB.

\*\* When the Department keeps jurisdiction pursuant to Section 2 and does not impose any discipline on the officer, it is the equivalent of a category referred to as "Department Unable to Prosecute" (DUP). Cases are referred to as DUP when the department decides that it will not discipline an officer against whom the Board recommended discipline other than charges.

\*\*\* In some cases, the Department conducts its own investigation and prosecution prior to the completion of the CCRB's investigation. In those cases, the APU does not conduct a second prosecution.

† Under the Board's reconsideration process, an officer who has charges recommended as the penalty for a substantiated allegation may have the recommended penalty changed to something other than charges or have the disposition changed to something other than substantiated. In those cases, the APU ceases its prosecution.



# NYPD Discipline

Under the New York City Charter, the Police Commissioner makes the final decision regarding discipline and the outcome of disciplinary trials.

The first chart reflects NYPD-imposed discipline for cases brought by the APU (Charges).

The chart on the following page reflects cases referred to the Police Commissioner where the Board recommended Command Discipline, Formalized Training or Instructions.

**Figure 47: NYPD Discipline Imposed for Adjudicated APU Cases**

<b>Discipline*</b>	<b>February 2019</b>	<b>YTD 2019</b>
Terminated	0	0
Suspension for or loss of vacation time of 31 or more days and/or Dismissal Probation	0	0
Suspension for or loss of vacation time of 21 to 30 days	0	0
Suspension for or loss of vacation time of 11 to 20 days	0	0
Suspension for or loss of vacation time of 1 to 10 days	2	2
Command Discipline B	0	0
Command Discipline A	0	0
Formalized Training**	0	0
Instructions***	0	0
Warned & Admonished/Reprimanded	0	0
<b>Disciplinary Action† Total</b>	<b>2</b>	<b>2</b>
No Disciplinary Action†	0	2
<b>Adjudicated Total</b>	<b>2</b>	<b>4</b>
<b>Discipline Rate</b>	<b>100%</b>	<b>50%</b>
Not Adjudicated† Total	0	1
<b>Total Closures</b>	<b>2</b>	<b>5</b>

\*Where more than one penalty is imposed on a respondent, it is reported under the more severe penalty.

\*\* Formalized training is conducted by the Police Academy, the NYPD Legal Bureau, or other NYPD Unit.

\*\*\* Instructions are conducted at the command level.

† The case closure types that define the "Disciplinary Action", "No Disciplinary Action" and "Not Adjudicated" categories are listed in Figure 43 on the previous page.

**Figure 48: NYPD Discipline Imposed for Non-APU Cases**

<b>Disposition</b>	<b>Disposition Type*</b>	<b>February 2019</b>	<b>YTD 2019</b>
Disciplinary Action	Terminated	0	0
	Suspension for or loss of vacation time of 31 or more days and/or Dismissal Probation	0	0
	Suspension for or loss of vacation time of 21 to 30 days	0	0
	Suspension for or loss of vacation time of 11 to 20 days	0	0
	Suspension for or loss of vacation time of 1 to 10 days	0	0
	Command Discipline B	0	1
	Command Discipline A	2	10
	Formalized Training**	19	21
	Instructions***	11	18
	Warned & admonished/Reprimanded	0	0
	<b>Total</b>	<b>32</b>	<b>50</b>
No Disciplinary Action	Filed ††	0	0
	SOL Expired	0	0
	Department Unable to Prosecute†††	5	6
	<b>Total</b>	<b>5</b>	<b>6</b>
	<b>Discipline Rate</b>	<b>86%</b>	<b>89%</b>
	<b>DUP Rate</b>	<b>14%</b>	<b>11%</b>

\*Where the respondent is found guilty of charges, and the penalty imposed would fall into more than one of the above listed categories, it is reported under the more severe penalty.

\*\* Formalized training is conducted by the Police Academy, the NYPD Legal Bureau, or other NYPD Unit.

\*\*\* Instructions are conducted at the command level.

† Trial outcomes in non-APU cases typically involve MOS who turned down command discipline, prompting the police department to proceed with charges.

†† "Filed" is a term used when the police department is not required to take action against the subject officer because the officer has resigned or retired from the department, or has been terminated.

††† When the department decides that it will not discipline an officer against whom the Board recommended discipline other than charges, those cases are referred to as "Department Unable to Prosecute," or DUP.

†††† "No Finding" refers to cases which the department reports as "Administratively Closed."

**Figure 49: NYPD Discipline Imposed for Allegations - Non-APU Cases (February 2019)**

Board Disposition	FADO Type	Allegation	Precinct	Borough	NYPD Discipline
Substantiated (Command Lvl Instructions)	A	Threat re: removal to hospital	33	Manhattan	No Discipline
Substantiated (Formalized Training)	E	Other	34	Manhattan	Instructions
Substantiated (Formalized Training)	A	Threat of arrest	40	Bronx	Formalized Training
Substantiated (Formalized Training)	A	Threat of arrest	40	Bronx	Formalized Training
Substantiated (Formalized Training)	A	Threat of force (verbal or physical)	40	Bronx	Formalized Training
Substantiated (Formalized Training)	A	Retaliatory arrest	40	Bronx	Formalized Training
Substantiated (Formalized Training)	A	Stop	40	Bronx	Formalized Training
Substantiated (Command Discipline B)	A	Vehicle search	41	Bronx	Formalized Training
Substantiated (Command Lvl Instructions)	A	Refusal to provide name/shield number	41	Bronx	Instructions
Substantiated (Command Discipline B)	A	Frisk	41	Bronx	Formalized Training
Substantiated (Command Discipline B)	A	Question	41	Bronx	Formalized Training
Substantiated (Command Discipline B)	A	Stop	42	Bronx	Formalized Training
Substantiated (Command Discipline B)	A	Stop	42	Bronx	Formalized Training
Substantiated (Command Discipline B)	A	Stop	42	Bronx	Formalized Training
Substantiated (Command Discipline B)	A	Stop	42	Bronx	Formalized Training
Substantiated (Command Discipline B)	A	Other	43	Bronx	Formalized Training
Substantiated (Command Discipline B)	A	Other	43	Bronx	Formalized Training
Substantiated (Command Discipline B)	A	Other	43	Bronx	Formalized Training
Substantiated (Command Discipline B)	A	Other	43	Bronx	Formalized Training
Substantiated (Command Discipline B)	A	Other	43	Bronx	Formalized Training
Substantiated (Command Discipline B)	A	Other	43	Bronx	Formalized Training
Substantiated (Command Discipline B)	A	Other	43	Bronx	Formalized Training
Substantiated (Command Discipline B)	A	Other	43	Bronx	Formalized Training
Substantiated (Command Discipline B)	A	Other	43	Bronx	Formalized Training
Substantiated (Command Discipline B)	A	Other	43	Bronx	Formalized Training
Substantiated (Command Discipline B)	A	Other	43	Bronx	Formalized Training
Substantiated (Formalized Training)	A	Entry of Premises	44	Bronx	Formalized Training
Substantiated (Command Discipline A)	A	Threat of force (verbal or physical)	44	Bronx	No Discipline
Substantiated (Command Lvl Instructions)	D	Word	44	Bronx	Instructions
Substantiated (Command Discipline A)	D	Word	44	Bronx	No Discipline
Substantiated (Formalized Training)	A	Search of Premises	44	Bronx	Formalized Training

Board Disposition	FADO Type	Allegation	Precinct	Borough	NYPD Discipline
Substantiated (Formalized Training)	A	Frisk	45	Bronx	Formalized Training
Substantiated (Formalized Training)	A	Frisk	45	Bronx	Formalized Training
Substantiated (Formalized Training)	A	Frisk	45	Bronx	Formalized Training
Substantiated (Formalized Training)	A	Frisk	45	Bronx	Formalized Training
Substantiated (Formalized Training)	A	Search (of person)	45	Bronx	Formalized Training
Substantiated (Command Lvl Instructions)	A	Stop	45	Bronx	Instructions
Substantiated (Command Discipline A)	D	Word	47	Bronx	Command Discipline A
Substantiated (Command Discipline A)	E	Race	47	Bronx	Command Discipline A
Substantiated (Command Discipline A)	E	Gender	47	Bronx	Command Discipline A
Substantiated (Formalized Training)	A	Search (of person)	47	Bronx	Formalized Training
Substantiated (Command Lvl Instructions)	A	Search (of person)	47	Bronx	Formalized Training
Substantiated (Command Lvl Instructions)	A	Search (of person)	47	Bronx	Formalized Training
Substantiated (Command Lvl Instructions)	A	Search (of person)	47	Bronx	Formalized Training
Substantiated (Formalized Training)	A	Search (of person)	47	Bronx	Formalized Training
Substantiated (Command Lvl Instructions)	A	Search (of person)	47	Bronx	Formalized Training
Substantiated (Command Lvl Instructions)	A	Search (of person)	47	Bronx	Formalized Training
Substantiated (Command Lvl Instructions)	A	Search (of person)	47	Bronx	Formalized Training
Substantiated (Command Lvl Instructions)	A	Search (of person)	47	Bronx	Formalized Training
Substantiated (Command Lvl Instructions)	D	Word	48	Bronx	Instructions
Substantiated (Command Lvl Instructions)	A	Threat of arrest	61	Brooklyn	Formalized Training
Substantiated (Command Discipline B)	F	Physical force	63	Brooklyn	Formalized Training
Substantiated (Command Discipline B)	F	Physical force	63	Brooklyn	No Discipline
Substantiated (Command Discipline B)	A	Other	63	Brooklyn	Formalized Training
Substantiated (Command Discipline B)	A	Stop	63	Brooklyn	Formalized Training
Substantiated (Command Discipline B)	A	Stop	63	Brooklyn	Formalized Training
Substantiated (Command Discipline A)	D	Word	69	Brooklyn	Instructions
Substantiated (Command Discipline B)	A	Frisk	69	Brooklyn	No Discipline
Substantiated (Command Discipline B)	A	Vehicle search	70	Brooklyn	Formalized Training
Substantiated (Formalized Training)	A	Refusal to obtain medical treatment	71	Brooklyn	Formalized Training
Substantiated (Command Lvl Instructions)	A	Refusal to process civilian complaint	77	Brooklyn	Command Discipline A
Substantiated (Command Lvl Instructions)	A	Refusal to provide name/shield number	79	Brooklyn	Instructions

<b>Board Disposition</b>	<b>FADO Type</b>	<b>Allegation</b>	<b>Precinct</b>	<b>Borough</b>	<b>NYPD Discipline</b>
Substantiated (Formalized Training)	A	Search (of person)	108	Queens	No Discipline
Substantiated (Command Lvl Instructions)	F	Physical force	112	Queens	Instructions
Substantiated (Command Lvl Instructions)	D	Word	113	Queens	Instructions
Substantiated (Command Lvl Instructions)	A	Refusal to provide name/shield number	114	Manhattan	Instructions
Substantiated (Command Lvl Instructions)	A	Refusal to provide name/shield number	114	Manhattan	Instructions

**Figure 50: NYPD Discipline Imposed for Allegations - APU Adjudicated Cases (February 2019)**

<b>Board Disposition</b>	<b>FADO Type</b>	<b>Allegation</b>	<b>Precinct</b>	<b>Borough</b>	<b>NYPD Discipline</b>
Substantiated (Charges)	A	Retaliatory arrest	77	Brooklyn	Forfeit vacation 10 day(s)
Substantiated (Charges)	D	Word	77	Brooklyn	Forfeit vacation 10 day(s)
Substantiated (Charges)	A	Stop	77	Brooklyn	Forfeit vacation 10 day(s)
Substantiated (Charges)	F	Physical force	114	Queens	Forfeit vacation 10 day(s)
Substantiated (Charges)	A	Property damaged	114	Queens	Forfeit vacation 10 day(s)

## Appendix

Over the years, the CCRB has made many types of data publicly available. In reorganizing the Monthly Report, we do not intend to remove any valuable information from the public domain. However, the Agency believes that some information is essential to place in the main body of the Monthly Report, while more granular charts and figures are better suited to the Appendix. We welcome you to contact the CCRB at [www.nyc.gov](http://www.nyc.gov) or 212-912-7235 if you are having difficulty finding information on CCRB data that was formerly available.

**Figure 51: CCRB Open Docket - Age of CCRB Cases Based On Incident Date**

	February 2019		January 2019			
	Count	% of Total	Count	% of Total	Change	% Change
Cases 0-4 Months	1323	67.3%	1351	68.8%	-28	-2.1%
Cases 5-7 Months	350	17.8%	341	17.4%	9	2.6%
Cases 8 Months	61	3.1%	69	3.5%	-8	-11.6%
Cases 9 Months	62	3.2%	42	2.1%	20	47.6%
Cases 10 Months	33	1.7%	51	2.6%	-18	-35.3%
Cases 11 Months	41	2.1%	25	1.3%	16	64.0%
Cases 12 Months	26	1.3%	27	1.4%	-1	-3.7%
Cases 13 Months	24	1.2%	10	0.5%	14	140.0%
Cases 14 Months	7	0.4%	11	0.6%	-4	-36.4%
Cases 15 Months	10	0.5%	11	0.6%	-1	-9.1%
Cases 16 Months	10	0.5%	7	0.4%	3	42.9%
Cases 17 Months	3	0.2%	3	0.2%	0	0.0%
Cases 18 Months	0	0.0%	2	0.1%	-2	NA
Cases Over 18 Months	15	0.8%	15	0.8%	0	0.0%
NA	0	0.0%	0	0.0%	0	NA
<b>Total</b>	<b>1965</b>	<b>100.0%</b>	<b>1965</b>	<b>100.0%</b>	<b>0</b>	<b>0.0%</b>

**Figure 52: CCRB Open Docket - Age of CCRB Cases Based On CCRB Received Date**

	February 2019		January 2019			
	Count	% of Total	Count	% of Total	Change	% Change
Cases 0-4 Months	1468	74.7%	1497	76.2%	-29	-1.9%
Cases 5-7 Months	301	15.3%	299	15.2%	2	0.7%
Cases 8 Months	56	2.8%	54	2.7%	2	3.7%
Cases 9 Months	49	2.5%	38	1.9%	11	28.9%
Cases 10 Months	30	1.5%	27	1.4%	3	11.1%
Cases 11 Months	20	1.0%	17	0.9%	3	17.6%
Cases 12 Months	15	0.8%	10	0.5%	5	50.0%
Cases 13 Months	8	0.4%	2	0.1%	6	300.0%
Cases 14 Months	1	0.1%	9	0.5%	-8	-88.9%
Cases 15 Months	7	0.4%	6	0.3%	1	16.7%
Cases 16 Months	6	0.3%	3	0.2%	3	100.0%
Cases 17 Months	1	0.1%	0	0.0%	1	NA
Cases 18 Months	0	0.0%	0	0.0%	0	NA
Cases Over 18 Months	3	0.2%	3	0.2%	0	0.0%
NA	0	0.0%	0	0.0%	0	NA
<b>Total</b>	<b>1965</b>	<b>100.0%</b>	<b>1965</b>	<b>100.0%</b>	<b>0</b>	<b>0.0%</b>



**Figure 53: CCRB Investigations Docket - Age of CCRB Cases Based On Incident Date**

	February 2019		January 2019			
	Count	% of Total	Count	% of Total	Change	% Change
Cases 0-4 Months	855	72.1%	868	73.0%	-13	-1.5%
Cases 5-7 Months	183	15.4%	180	15.1%	3	1.7%
Cases 8 Months	36	3.0%	38	3.2%	-2	-5.3%
Cases 9 Months	31	2.6%	19	1.6%	12	63.2%
Cases 10 Months	16	1.3%	23	1.9%	-7	-30.4%
Cases 11 Months	19	1.6%	14	1.2%	5	35.7%
Cases 12 Months	12	1.0%	13	1.1%	-1	-7.7%
Cases 13 Months	11	0.9%	4	0.3%	7	175.0%
Cases 14 Months	2	0.2%	6	0.5%	-4	-66.7%
Cases 15 Months	5	0.4%	6	0.5%	-1	-16.7%
Cases 16 Months	4	0.3%	4	0.3%	0	0.0%
Cases 17 Months	1	0.1%	1	0.1%	0	0.0%
Cases 18 Months	0	0.0%	2	0.2%	-2	NA
Cases Over 18 Months	11	0.9%	11	0.9%	0	0.0%
NA	0	0.0%	0	0.0%	0	NA
<b>Total</b>	<b>1186</b>	<b>100.0%</b>	<b>1189</b>	<b>100.0%</b>	<b>-3</b>	<b>-0.3%</b>

**Figure 54: CCRB DA Hold Docket - Age of CCRB Cases Based On Incident Date**

	February 2019	
	Count	% of Total
Cases 0-4 Months	2	20.0%
Cases 5-7 Months	1	10.0%
Cases 8 Months	0	0.0%
Cases 9 Months	0	0.0%
Cases 10 Months	0	0.0%
Cases 11 Months	0	0.0%
Cases 12 Months	0	0.0%
Cases 13 Months	2	20.0%
Cases 14 Months	0	0.0%
Cases 15 Months	0	0.0%
Cases 16 Months	1	10.0%
Cases 17 Months	0	0.0%
Cases 18 Months	0	0.0%
Cases Over 18 Months	4	40.0%
NA	0	0.0%
<b>Total</b>	<b>10</b>	<b>100.0%</b>

**Figure 55: Disposition of Force Allegations (YTD 2019)**

Force Allegation	Substantiated		Exonerated		Unsubstantiated		Unfounded		Officer Unidentified		Miscellaneous	
	Count	%	Count	%	Count	%	Count	%	Count	%	Count	%
Gun Pointed	0	0%	15	78.9%	3	15.8%	0	0%	1	5.3%	0	0%
Gun fired	0	0%	2	100%	0	0%	0	0%	0	0%	0	0%
Nightstick as club (incl asp & baton)	0	0%	1	25%	1	25%	1	25%	1	25%	0	0%
Gun as club	0	0.0%	0	0.0%	0	0.0%	0	0.0%	0	0.0%	0	0.0%
Radio as club	0	0%	0	0%	0	0%	1	100%	0	0%	0	0%
Flashlight as club	0	0.0%	0	0.0%	0	0.0%	0	0.0%	0	0.0%	0	0.0%
Police shield	1	33.3%	0	0%	1	33.3%	1	33.3%	0	0%	0	0%
Vehicle	0	0%	0	0%	1	100%	0	0%	0	0%	0	0%
Other blunt instrument as a club	0	0%	0	0%	0	0%	2	100%	0	0%	0	0%
Hit against inanimate object	1	7.7%	5	38.5%	7	53.8%	0	0%	0	0%	0	0%
Chokehold	3	21.4%	0	0%	6	42.9%	4	28.6%	1	7.1%	0	0%
Pepper spray	0	0%	0	0%	0	0%	0	0%	1	100%	0	0%
Physical force	13	7.2%	81	45%	54	30%	18	10%	14	7.8%	0	0%
Handcuffs too tight	0	0%	0	0%	3	100%	0	0%	0	0%	0	0%
Nonlethal restraining device	16	72.7%	5	22.7%	1	4.5%	0	0%	0	0%	0	0%
Animal	0	0.0%	0	0.0%	0	0.0%	0	0.0%	0	0.0%	0	0.0%
Other	0	0%	2	28.6%	3	42.9%	2	28.6%	0	0%	0	0%
Restricted Breathing	1	7.1%	0	0%	6	42.9%	5	35.7%	2	14.3%	0	0%
<b>Total</b>	<b>35</b>	<b>12.2%</b>	<b>111</b>	<b>38.8%</b>	<b>86</b>	<b>30.1%</b>	<b>34</b>	<b>11.9%</b>	<b>20</b>	<b>7%</b>	<b>0</b>	<b>0%</b>

**Figure 56: Disposition of Abuse of Authority Allegations (YTD 2019)**

Abuse of Authority Allegation	Substantiated		Exonerated		Unsubstantiated		Unfounded		Officer Unidentified		Miscellaneous	
	Count	%	Count	%	Count	%	Count	%	Count	%	Count	%
Gun Drawn	1	12.5%	3	37.5%	3	37.5%	1	12.5%	0	0%	0	0%
Entry of Premises	10	11.2%	66	74.2%	8	9%	1	1.1%	4	4.5%	0	0%
Strip-searched	2	12.5%	1	6.2%	9	56.2%	1	6.2%	3	18.8%	0	0%
Vehicle stop	3	8.8%	15	44.1%	11	32.4%	0	0%	5	14.7%	0	0%
Vehicle search	4	10.8%	18	48.6%	11	29.7%	0	0%	4	10.8%	0	0%
Premises entered and/or searched	0	0%	5	83.3%	0	0%	0	0%	1	16.7%	0	0%
Threat of summons	1	14.3%	0	0%	3	42.9%	1	14.3%	2	28.6%	0	0%
Threat of arrest	5	6.5%	28	36.4%	34	44.2%	4	5.2%	6	7.8%	0	0%
Threat to notify ACS	0	0%	6	100%	0	0%	0	0%	0	0%	0	0%
Threat of force (verbal or physical)	5	14.3%	8	22.9%	14	40%	6	17.1%	2	5.7%	0	0%
Threat to damage/seize property	3	17.6%	6	35.3%	6	35.3%	0	0%	2	11.8%	0	0%
Property damaged	3	13%	2	8.7%	10	43.5%	1	4.3%	7	30.4%	0	0%
Refusal to process civilian complaint	1	10%	0	0%	6	60%	2	20%	1	10%	0	0%
Refusal to provide name/shield number	7	17.9%	0	0%	23	59%	6	15.4%	3	7.7%	0	0%
Retaliatory arrest	2	100%	0	0%	0	0%	0	0%	0	0%	0	0%
Retaliatory summons	3	100%	0	0%	0	0%	0	0%	0	0%	0	0%
Refusal to obtain medical treatment	5	25%	0	0%	5	25%	6	30%	4	20%	0	0%
Improper dissemination of medical info	0	0.0%	0	0.0%	0	0.0%	0	0.0%	0	0.0%	0	0.0%
Other	5	41.7%	4	33.3%	1	8.3%	1	8.3%	1	8.3%	0	0%
Seizure of property	3	21.4%	4	28.6%	4	28.6%	0	0%	3	21.4%	0	0%
Refusal to show search warrant	0	0%	1	6.7%	11	73.3%	1	6.7%	2	13.3%	0	0%
Frisk	17	33.3%	18	35.3%	9	17.6%	1	2%	6	11.8%	0	0%
Search (of person)	11	23.9%	20	43.5%	12	26.1%	1	2.2%	2	4.3%	0	0%
Stop	15	23.4%	36	56.2%	9	14.1%	0	0%	4	6.2%	0	0%
Question	3	15.8%	9	47.4%	4	21.1%	0	0%	3	15.8%	0	0%
Refusal to show arrest warrant	0	0.0%	0	0.0%	0	0.0%	0	0.0%	0	0.0%	0	0.0%
Interference with recording	2	20%	1	10%	4	40%	1	10%	2	20%	0	0%
Search of recording device	1	12.5%	0	0%	4	50%	2	25%	1	12.5%	0	0%
Electronic device information deletion	0	0%	0	0%	2	66.7%	0	0%	1	33.3%	0	0%

Forcible Removal to Hospital	3	7.3%	34	82.9%	4	9.8%	0	0%	0	0%	0	0%
Threat re: removal to hospital	0	0%	0	0%	3	100%	0	0%	0	0%	0	0%
Threat re: immigration status	0	0.0%	0	0.0%	0	0.0%	0	0.0%	0	0.0%	0	0.0%
Disseminated immigration status	0	0.0%	0	0.0%	0	0.0%	0	0.0%	0	0.0%	0	0.0%
Questioned immigration status	0	0.0%	0	0.0%	0	0.0%	0	0.0%	0	0.0%	0	0.0%
Search of Premises	5	9.1%	36	65.5%	9	16.4%	2	3.6%	3	5.5%	0	0%
Sex Miscon (Sexual Harassment, Verbal)	2	33.3%	0	0%	2	33.3%	1	16.7%	1	16.7%	0	0%
Sex Miscon (Sexual Harassment, Gesture)	0	0%	0	0%	1	50%	0	0%	1	50%	0	0%
Sexual Misconduct (Sexual Humiliation)	0	0%	0	0%	1	33.3%	0	0%	2	66.7%	0	0%
Sex Miscon (Sexual/Romantic Proposition)	1	33.3%	0	0%	2	66.7%	0	0%	0	0%	0	0%
Sex Miscon (Sexually Motivated Arrest)	0	0.0%	0	0.0%	0	0.0%	0	0.0%	0	0.0%	0	0.0%
Sex Miscon (Sexually Motivated Stop)	0	0.0%	0	0.0%	0	0.0%	0	0.0%	0	0.0%	0	0.0%
Sex Miscon (Sexually Motivated Frisk)	0	0.0%	0	0.0%	0	0.0%	0	0.0%	0	0.0%	0	0.0%
Sex Miscon (Sexually Motivated Search)	0	0.0%	0	0.0%	0	0.0%	0	0.0%	0	0.0%	0	0.0%
Sex Miscon (Sexually Motiv Strip-Search)	0	0.0%	0	0.0%	0	0.0%	0	0.0%	0	0.0%	0	0.0%
Sex Miscon (Sexually Motiv Vehicle Stop)	0	0.0%	0	0.0%	0	0.0%	0	0.0%	0	0.0%	0	0.0%
Sex Miscon (Sexually Motiv Photo/Video)	0	0.0%	0	0.0%	0	0.0%	0	0.0%	0	0.0%	0	0.0%
Sex Miscon (Sexually Motivated Summons)	0	0.0%	0	0.0%	0	0.0%	0	0.0%	0	0.0%	0	0.0%
Photography/Videography	1	20%	1	20%	1	20%	0	0%	2	40%	0	0%
Body Cavity Searches	1	50%	0	0%	0	0%	0	0%	1	50%	0	0%
Refusal to provide name	0	0%	0	0%	12	48%	5	20%	8	32%	0	0%
Refusal to provide shield number	2	10.5%	0	0%	8	42.1%	2	10.5%	7	36.8%	0	0%
Failure to provide RTKA card	0	0.0%	0	0.0%	0	0.0%	0	0.0%	0	0.0%	0	0.0%
<b>Total</b>	<b>127</b>	<b>15.2%</b>	<b>322</b>	<b>38.6%</b>	<b>246</b>	<b>29.5%</b>	<b>46</b>	<b>5.5%</b>	<b>94</b>	<b>11.3%</b>	<b>0</b>	<b>0%</b>

**Figure 57: Disposition of Discourtesy Allegations (YTD 2019)**

Discourtesy Allegation	Substantiated		Exonerated		Unsubstantiated		Unfounded		Officer Unidentified		Miscellaneous	
	Count	%	Count	%	Count	%	Count	%	Count	%	Count	%
Word	21	16.9%	6	4.8%	58	46.8%	20	16.1%	19	15.3%	0	0%
Gesture	0	0.0%	0	0.0%	0	0.0%	0	0.0%	0	0.0%	0	0.0%
Demeanor/tone	0	0.0%	0	0.0%	0	0.0%	0	0.0%	0	0.0%	0	0.0%
Action	3	17.6%	0	0%	10	58.8%	2	11.8%	2	11.8%	0	0%
Other	0	0.0%	0	0.0%	0	0.0%	0	0.0%	0	0.0%	0	0.0%
<b>Total</b>	<b>24</b>	<b>17%</b>	<b>6</b>	<b>4.3%</b>	<b>68</b>	<b>48.2%</b>	<b>22</b>	<b>15.6%</b>	<b>21</b>	<b>14.9%</b>	<b>0</b>	<b>0%</b>

**Figure 58: Disposition of Offensive Language Allegations (YTD 2019)**

Offensive Language Allegation	Substantiated		Exonerated		Unsubstantiated		Unfounded		Officer Unidentified		Miscellaneous	
	Count	%	Count	%	Count	%	Count	%	Count	%	Count	%
Race	0	0%	0	0%	8	66.7%	4	33.3%	0	0%	0	0%
Ethnicity	1	25%	0	0%	3	75%	0	0%	0	0%	0	0%
Religion	0	0.0%	0	0.0%	0	0.0%	0	0.0%	0	0.0%	0	0.0%
Sexual orientation	0	0%	0	0%	3	75%	1	25%	0	0%	0	0%
Physical disability	0	0.0%	0	0.0%	0	0.0%	0	0.0%	0	0.0%	0	0.0%
Other	1	25%	0	0%	2	50%	1	25%	0	0%	0	0%
Gender Identity	0	0%	0	0%	1	100%	0	0%	0	0%	0	0%
Gender	1	25%	0	0%	3	75%	0	0%	0	0%	0	0%
<b>Total</b>	<b>3</b>	<b>10.3%</b>	<b>0</b>	<b>0%</b>	<b>20</b>	<b>69%</b>	<b>6</b>	<b>20.7%</b>	<b>0</b>	<b>0%</b>	<b>0</b>	<b>0%</b>

**Figure 59: Administrative Prosecutions Unit Open Docket (February 2019)**

<b>Case Stage</b>	<b>Cases</b>	<b>Percent</b>
Case Off Calendar - Subsequent Appearance Pending	0	0%
Trial commenced	0	0%
Awaiting filing of charges	20	22%
Charges filed, awaiting service	19	20%
Charges served, CORD/SoEH/DCS pending	40	43%
Charges served, Conference Date Requested	6	6%
Calendared for court appearance	5	5%
Trial scheduled	2	2%
Plea agreed - paperwork pending	1	1%
<b>Total</b>	<b>93</b>	<b>100%</b>

CORD is the CO's Report on MOS facing discipline.  
 SoEH is the Summary of Employment History.  
 DCS is the Disciplinary Cover Sheet.

**Figure 60: Administrative Prosecutions Unit Cases Awaiting Final Disposition (February 2019)**

<b>Case Stage</b>	<b>Cases</b>	<b>Percent</b>
Disposition modified, awaiting final disp.	1	3%
Plea filed - awaiting approval by PC	17	59%
Verdict rendered - awaiting approval by PC	2	7%
Verdict rendered - Fogel response due	2	7%
Trial completed, awaiting verdict	7	24%
<b>Total</b>	<b>29</b>	<b>100%</b>

A Fogel response is a letter to the Trial Commissioner with comments from the CCRB on the Trial Commissioner's report and recommendation.



**Figure 61: Officers With CCRB Complaints Closed in 2019 by Command**

<b>Patrol Services Bureau</b>	<b>Substantiated MOS Feb 2019</b>	<b>Substantiated MOS YTD 2019</b>	<b>Total MOS Feb 2019</b>	<b>Total MOS YTD 2019</b>
Patrol Borough Manhattan South Total	2	3	26	56
Patrol Borough Manhattan North Total	3	13	55	118
Patrol Borough Bronx Total	6	18	80	197
Patrol Borough Brooklyn South Total	5	12	50	119
Patrol Borough Brooklyn North Total	7	15	48	156
Patrol Borough Queens South Total	1	7	22	98
Patrol Borough Queens North Total	1	5	24	55
Patrol Borough Staten Island Total	0	1	24	50
Special Operations Division Total	0	1	5	13
Other Patrol Services Bureau Commands Total	0	0	0	0
<b>Total</b>	<b>25</b>	<b>75</b>	<b>334</b>	<b>862</b>
<b>Other Bureaus</b>				
Traffic Control Division Total	0	0	4	12
Transit Bureau Total	2	3	12	41
Housing Bureau Total	0	5	24	62
Organized Crime Control Bureau Total	0	7	20	42
Detective Bureau Total	0	0	11	39
Other Bureaus Total	0	1	15	27
<b>Total</b>	<b>2</b>	<b>16</b>	<b>86</b>	<b>223</b>
<b>Other Commands</b>				
Deputy Commissioners and Miscellaneous Commands Total	0	1	6	11
Undetermined	0	0	8	14
<b>Total</b>	<b>27</b>	<b>92</b>	<b>434</b>	<b>1110</b>

Table shows MOS command as recorded at the time of complaint.

**Figure 62A: Officers With CCRB Complaints Closed in 2019 by Command - Patrol Borough Manhattan South**

<b>Manhattan South</b>	<b>Substantiated MOS Feb 2019</b>	<b>Substantiated MOS YTD 2019</b>	<b>Total MOS Feb 2019</b>	<b>Total MOS YTD 2019</b>
001 Precinct	0	0	1	2
005 Precinct	0	0	1	4
006 Precinct	0	0	5	10
007 Precinct	0	0	3	7
009 Precinct	0	0	0	2
010 Precinct	0	0	2	5
013 Precinct	0	0	5	6
Midtown South Precinct	0	0	3	8
017 Precinct	0	0	0	1
Midtown North Precinct	1	1	4	5
<b>Precincts Total</b>	<b>1</b>	<b>1</b>	<b>24</b>	<b>50</b>
Patrol Borough Manhattan South Task Force	0	0	0	0
Patrol Borough Manhattan South HQ	1	2	2	6
Patrol Borough Manhattan South Anti-Crime Unit	0	0	0	0
<b>Patrol Borough Manhattan South Total</b>	<b>2</b>	<b>3</b>	<b>26</b>	<b>56</b>

Table shows MOS command as recorded at the time of complaint.

**Figure 62B: Officers With CCRB Complaints Closed in 2019 by Command - Patrol Borough Manhattan North**

<b>Manhattan North</b>	<b>Substantiated MOS Feb 2019</b>	<b>Substantiated MOS YTD 2019</b>	<b>Total MOS Feb 2019</b>	<b>Total MOS YTD 2019</b>
019 Precinct	0	2	0	5
020 Precinct	0	0	3	3
023 Precinct	0	0	4	10
024 Precinct	0	0	1	3
025 Precinct	0	0	4	14
026 Precinct	0	0	5	8
Central Park Precinct	0	0	1	2
028 Precinct	1	3	9	12
030 Precinct	0	1	3	6
032 Precinct	0	1	3	5
033 Precinct	1	1	13	15
034 Precinct	1	5	9	30
<b>Precincts Total</b>	<b>3</b>	<b>13</b>	<b>55</b>	<b>113</b>
Patrol Borough Manhattan North Task Force	0	0	0	0
Patrol Borough Manhattan North HQ	0	0	0	1
Patrol Borough Manhattan North Anti-Crime Unit	0	0	0	4
Manhattan North Impact Response Team	0	0	0	0
<b>Patrol Borough Manhattan North Total</b>	<b>3</b>	<b>13</b>	<b>55</b>	<b>118</b>

Table shows MOS command as recorded at the time of complaint.

**Figure 62C: Officers With CCRB Complaints Closed in 2019 by Command - Patrol Borough Bronx**

<b>Bronx</b>	<b>Substantiated MOS Feb 2019</b>	<b>Substantiated MOS YTD 2019</b>	<b>Total MOS Feb 2019</b>	<b>Total MOS YTD 2019</b>
040 Precinct	0	1	12	21
041 Precinct	0	1	0	13
042 Precinct	2	2	11	19
043 Precinct	0	5	5	18
044 Precinct	1	2	12	17
045 Precinct	0	0	2	9
046 Precinct	2	2	7	18
047 Precinct	0	2	7	26
048 Precinct	1	3	5	19
049 Precinct	0	0	11	16
050 Precinct	0	0	0	2
052 Precinct	0	0	8	18
<b>Precincts Total</b>	<b>6</b>	<b>18</b>	<b>80</b>	<b>196</b>
Patrol Borough Bronx Task Force	0	0	0	0
Patrol Borough Bronx HQ	0	0	0	1
Patrol Borough Bronx Anti-Crime Unit	0	0	0	0
Bronx Impact Response Team	0	0	0	0
<b>Patrol Borough Bronx Total</b>	<b>6</b>	<b>18</b>	<b>80</b>	<b>197</b>

Table shows MOS command as recorded at the time of complaint.

**Figure 62D: Officers With CCRB Complaints Closed in 2019 by Command - Patrol Borough Brooklyn South**

<b>Brooklyn South</b>	<b>Substantiated MOS Feb 2019</b>	<b>Substantiated MOS YTD 2019</b>	<b>Total MOS Feb 2019</b>	<b>Total MOS YTD 2019</b>
060 Precinct	0	1	1	6
061 Precinct	0	0	0	1
062 Precinct	0	0	1	7
063 Precinct	1	1	4	6
066 Precinct	0	0	0	1
067 Precinct	1	1	11	20
068 Precinct	0	0	5	7
069 Precinct	0	2	0	7
070 Precinct	2	2	12	18
071 Precinct	0	2	9	29
072 Precinct	0	0	4	8
076 Precinct	0	0	1	1
078 Precinct	1	2	2	5
<b>Precincts Total</b>	<b>5</b>	<b>11</b>	<b>50</b>	<b>116</b>
Patrol Borough Brooklyn South Task Force	0	0	0	0
Patrol Borough Brooklyn South HQ	0	0	0	0
Patrol Borough Brooklyn South Anti-Crime Unit	0	1	0	3
Brooklyn South Impact Response Team	0	0	0	0
<b>Patrol Borough Brooklyn South Total</b>	<b>5</b>	<b>12</b>	<b>50</b>	<b>119</b>

Table shows MOS command as recorded at the time of complaint.

**Figure 62E: Officers With CCRB Complaints Closed in 2019 by Command - Patrol Borough Brooklyn North**

<b>Brooklyn North</b>	<b>Substantiated MOS Feb 2019</b>	<b>Substantiated MOS YTD 2019</b>	<b>Total MOS Feb 2019</b>	<b>Total MOS YTD 2019</b>
073 Precinct	1	3	6	21
075 Precinct	0	0	5	24
077 Precinct	2	2	6	29
079 Precinct	0	3	3	15
081 Precinct	0	0	3	16
083 Precinct	2	5	7	13
084 Precinct	1	1	3	9
088 Precinct	1	1	8	11
090 Precinct	0	0	6	16
094 Precinct	0	0	1	2
<b>Precincts Total</b>	<b>7</b>	<b>15</b>	<b>48</b>	<b>156</b>
Patrol Borough Brooklyn North Task Force	0	0	0	0
Patrol Borough Brooklyn North HQ	0	0	0	0
Patrol Borough Brooklyn North Anti-Crime Unit	0	0	0	0
Brooklyn North Impact Response Team	0	0	0	0
<b>Patrol Borough Brooklyn North Total</b>	<b>7</b>	<b>15</b>	<b>48</b>	<b>156</b>

Table shows MOS command as recorded at the time of complaint.

**Figure 62F: Officers With CCRB Complaints Closed in 2019 by Command - Patrol Borough Queens South**

<b>Queens South</b>	<b>Substantiated MOS Feb 2019</b>	<b>Substantiated MOS YTD 2019</b>	<b>Total MOS Feb 2019</b>	<b>Total MOS YTD 2019</b>
100 Precinct	0	0	1	9
101 Precinct	1	1	2	8
102 Precinct	0	1	2	7
103 Precinct	0	0	5	19
105 Precinct	0	2	5	17
106 Precinct	0	1	2	7
107 Precinct	0	1	0	9
113 Precinct	0	1	5	22
<b>Precincts Total</b>	<b>1</b>	<b>7</b>	<b>22</b>	<b>98</b>
Patrol Borough Queens South Task Force	0	0	0	0
Patrol Borough Queens South HQ	0	0	0	0
Patrol Borough Queens South Anti-Crime Unit	0	0	0	0
Queens South Impact Response Team	0	0	0	0
<b>Patrol Borough Queens South Total</b>	<b>1</b>	<b>7</b>	<b>22</b>	<b>98</b>

Table shows MOS command as recorded at the time of complaint.

**Figure 62G: Officers With CCRB Complaints Closed in 2019 by Command - Patrol Borough Queens North**

<b>Queens North</b>	<b>Substantiated MOS Feb 2019</b>	<b>Substantiated MOS YTD 2019</b>	<b>Total MOS Feb 2019</b>	<b>Total MOS YTD 2019</b>
104 Precinct	0	0	9	17
108 Precinct	0	0	2	2
109 Precinct	0	1	1	5
110 Precinct	1	1	1	3
111 Precinct	0	2	3	8
112 Precinct	0	0	0	0
114 Precinct	0	1	6	11
115 Precinct	0	0	2	9
<b>Precincts Total</b>	<b>1</b>	<b>5</b>	<b>24</b>	<b>55</b>
Patrol Borough Queens North Task Force	0	0	0	0
Patrol Borough Queens North HQ	0	0	0	0
Patrol Borough Queens North Anti-Crime Unit	0	0	0	0
<b>Patrol Borough Queens North Total</b>	<b>1</b>	<b>5</b>	<b>24</b>	<b>55</b>

Table shows MOS command as recorded at the time of complaint.



**Figure 62H: Officers With CCRB Complaints Closed in 2019 by Command - Patrol Borough Staten Island**

<b>Staten Island</b>	<b>Substantiated MOS Feb 2019</b>	<b>Substantiated MOS YTD 2019</b>	<b>Total MOS Feb 2019</b>	<b>Total MOS YTD 2019</b>
120 Precinct	0	0	9	26
122 Precinct	0	0	5	9
123 Precinct	0	1	6	8
121 Precinct	0	0	3	6
<b>Precincts Total</b>	<b>0</b>	<b>1</b>	<b>23</b>	<b>49</b>
Patrol Borough Staten Island Task Force	0	0	1	1
Patrol Borough Staten Island HQ	0	0	0	0
Patrol Borough Staten Island Anti-Crime Unit	0	0	0	0
Staten Island Housing Unit	0	0	0	0
Staten Island Court Section	0	0	0	0
Staten Island Impact Response Team	0	0	0	0
<b>Patrol Borough Staten Island Total</b>	<b>0</b>	<b>1</b>	<b>24</b>	<b>50</b>

Table shows MOS command as recorded at the time of complaint.

**Figure 62I: Officers With CCRB Complaints Closed in 2019 by Command - Special Operations Division**

<b>Special Operations</b>	<b>Substantiated MOS Feb 2019</b>	<b>Substantiated MOS YTD 2019</b>	<b>Total MOS Feb 2019</b>	<b>Total MOS YTD 2019</b>
Emergency Services Unit and Squads 1-10	0	1	4	10
Harbor Unit	0	0	1	1
Aviation Unit	0	0	0	0
Canine Team	0	0	0	0
Mounted Unit	0	0	0	0
2 SOD Strategic Response Group	0	0	0	2
Special Operations Division Headquarters	0	0	0	0
<b>Special Operations Division Total</b>	<b>0</b>	<b>1</b>	<b>5</b>	<b>13</b>

Table shows MOS command as recorded at the time of complaint.

**Figure 62J: Officers With CCRB Complaints Closed in 2019 by Command - Other Patrol Services Bureau Commands**

<b>Other Patrol Services Bureau Commands</b>	<b>Substantiated MOS Feb 2019</b>	<b>Substantiated MOS YTD 2019</b>	<b>Total MOS Feb 2019</b>	<b>Total MOS YTD 2019</b>
Chiefs Office	0	0	0	0
Special Operations Division Taxi Unit	0	0	0	0
<b>Other Patrol Services Bureau Commands Total</b>	<b>0</b>	<b>0</b>	<b>0</b>	<b>0</b>

Table shows MOS command as recorded at the time of complaint.

**Figure 62K: Officers With CCRB Complaints Closed in 2019 by Command - Traffic Control Division**

<b>Traffic Control Division</b>	<b>Substantiated MOS Feb 2019</b>	<b>Substantiated MOS YTD 2019</b>	<b>Total MOS Feb 2019</b>	<b>Total MOS YTD 2019</b>
Traffic Control Division - Headquarters Command	0	0	0	0
Manhattan Traffic Task Force	0	0	1	6
Brooklyn Traffic Task Force	0	0	0	0
Bronx Traffic Task Force	0	0	0	0
Queens Traffic Task Force	0	0	0	0
Surface Transportation Enforcement Division (STED)	0	0	0	1
Bus Unit	0	0	0	0
Traffic Control Parking Enforcement District	0	0	0	0
Traffic Control Tow Units	0	0	0	0
Traffic Control Summons Enforcement	0	0	0	0
Traffic Command Intersection Control	0	0	0	0
Traffic Control Intelligence Unit	0	0	0	0
Highway District	0	0	0	0
Highway Unit #1	0	0	2	3
Highway Unit #2	0	0	0	1
Highway Unit #3	0	0	0	0
Highway Unit #4	0	0	0	0
Highway Unit #5	0	0	1	1
Highway Safety Enforcement Unit	0	0	0	0
Movie and TV Unit	0	0	0	0
<b>Traffic Control Division Total</b>	<b>0</b>	<b>0</b>	<b>4</b>	<b>12</b>

Table shows MOS command as recorded at the time of complaint.

**Figure 62L: Officers With CCRB Complaints Closed in 2019 by Command - Transit Bureau**

<b>Transit Bureau</b>	<b>Substantiated MOS Feb 2019</b>	<b>Substantiated MOS YTD 2019</b>	<b>Total MOS Feb 2019</b>	<b>Total MOS YTD 2019</b>
Transit Bureau Headquarters	0	0	0	0
Transit Bureau Authority Liaison	0	0	0	0
Transit Bureau Inspections	0	0	0	0
Transit Bureau Spec. Invest. Unit	0	0	0	0
Transit Bureau Crime Analysis	0	0	0	0
Transit Bureau Patrol Operations	0	0	0	0
Transit Bureau Manhattan	0	0	0	0
Transit Bureau Bronx	0	0	0	0
Transit Bureau Queens	0	0	0	0
Transit Bureau Brooklyn	0	0	0	0
TB DT01	1	1	3	4
TB DT02	0	0	0	1
TB DT03	0	1	0	6
TB DT04	0	0	3	4
TB DT11	0	0	0	2
TB DT12	1	1	1	2
TB DT20	0	0	0	0
TB DT23	0	0	0	1
TB DT30	0	0	2	3
TB DT32	0	0	0	0
TB DT33	0	0	0	4
TB DT34	0	0	0	0
Transit Bureau Manhattan Task Force	0	0	0	1
Transit Bureau Bronx Task Force	0	0	0	1
Transit Bureau Queens Task Force	0	0	0	0
Transit Bureau Brooklyn Task Force	0	0	0	0
Transit Bureau Homeless Outreach Unit	0	0	0	0
Transit Division Canine Unit	0	0	0	0
Transit Bureau Vandal Unit	0	0	0	0
Transit Bureau Special Operations Unit	0	0	0	2
TB Anti-Terrorism	0	0	3	10
Transportation Bureau and Transit Other Commands	0	0	0	0
<b>Transit Bureau Total</b>	<b>2</b>	<b>3</b>	<b>12</b>	<b>41</b>

Table shows MOS command as recorded at the time of complaint.

**Figure 62M: Officers With CCRB Complaints Closed in 2019 by Command - Housing Bureau**

<b>Housing Bureau</b>	<b>Substantiated MOS Feb 2019</b>	<b>Substantiated MOS YTD 2019</b>	<b>Total MOS Feb 2019</b>	<b>Total MOS YTD 2019</b>
Housing Bureau (Office of the Chief Command Center)	0	0	0	0
Housing Bureau Special Operations Section	0	0	0	0
PSA 1	0	0	0	4
PSA 2	0	0	3	10
PSA 3	0	0	0	1
PSA 4	0	3	5	13
PSA 5	0	0	2	7
PSA 6	0	2	2	9
PSA 7	0	0	3	3
PSA 8	0	0	5	8
PSA 9	0	0	2	5
Housing Bureau Brooklyn/Staten Island	0	0	0	0
Housing Bureau Manhattan	0	0	1	1
Housing Bureau Bronx/Queens	0	0	0	0
Housing Bureau Investigations	0	0	0	0
Housing Bureau Elevator Vandalism Unit	0	0	0	0
Housing Bureau Operations and Misc. Commands	0	0	0	0
<b>Housing Bureau Total</b>	<b>0</b>	<b>5</b>	<b>24</b>	<b>62</b>
Housing Borough Brooklyn Impact Response Team	0	0	1	1
Housing Borough Manhattan Impact Response Team	0	0	0	0
Housing Borough Bronx/Queens Impact Response Team	0	0	0	0
<b>Housing Bureau Total</b>	<b>0</b>	<b>5</b>	<b>24</b>	<b>62</b>

Table shows MOS command as recorded at the time of complaint.

**Figure 62N: Officers With CCRB Complaints Closed in 2019 by Command - Organized Crime Control Bureau**

<b>Organized Crime Control Bureau</b>	<b>Substantiated MOS Feb 2019</b>	<b>Substantiated MOS YTD 2019</b>	<b>Total MOS Feb 2019</b>	<b>Total MOS YTD 2019</b>
Queens Narcotics	0	1	2	7
Manhattan North Narcotics	0	3	1	5
Manhattan South Narcotics	0	1	0	2
Bronx Narcotics	0	0	5	6
Staten Island Narcotics	0	2	3	6
Brooklyn North Narcotics	0	0	7	10
Brooklyn South Narcotics	0	0	2	4
Narcotics Headquarters	0	0	0	0
Auto Crime Division	0	0	0	0
Vice Enforcement Division	0	0	0	0
Drug Enforcement Task Force	0	0	0	0
Organized Crime Headquarters	0	0	0	2
<b>Organized Crime Control Bureau Total</b>	<b>0</b>	<b>7</b>	<b>20</b>	<b>42</b>

Table shows MOS command as recorded at the time of complaint.

**Figure 620: Officers With CCRB Complaints Closed in 2019 by Command - Detective Bureau**

<b>Detective Bureau</b>	<b>Substantiated MOS Feb 2019</b>	<b>Substantiated MOS YTD 2019</b>	<b>Total MOS Feb 2019</b>	<b>Total MOS YTD 2019</b>
Detective Bureau Headquarters	0	0	0	0
Central Investigation and Resource Division	0	0	0	1
Special Investigations Division	0	0	0	1
Special Victims Division	0	0	1	2
Forensic Investigations Division	0	0	0	0
Fugitive Enforcement Division	0	0	0	0
Gang Division	0	0	0	5
Detective Borough Bronx	0	0	3	9
Detective Borough Manhattan	0	0	2	8
Detective Borough Brooklyn	0	0	3	5
Detective Borough Queens	0	0	2	8
Detective Borough Staten Island	0	0	0	0
DB Queens North Operations	0	0	0	0
DB Queens South Operations	0	0	0	0
<b>Detective Bureau Total</b>	<b>0</b>	<b>0</b>	<b>11</b>	<b>39</b>

Table shows MOS command as recorded at the time of complaint.



**Figure 62P: Officers With CCRB Complaints Closed in 2019 by Command - Other Bureaus**

<b>Other Bureaus</b>	<b>Substantiated MOS Feb 2019</b>	<b>Substantiated MOS YTD 2019</b>	<b>Total MOS Feb 2019</b>	<b>Total MOS YTD 2019</b>
Internal Affairs Bureau				
Internal Affairs Bureau	0	0	1	2
Criminal Justice Bureau				
Court Division	0	1	13	22
Court Bureau	0	0	0	0
Court LMSI	0	0	0	0
Court Unit	0	0	0	0
Criminal Justice Headquarters	0	0	0	0
Support Services Bureau				
Property Clerk Division	0	0	0	1
Fleet Services	0	0	0	0
Central Records Division	0	0	0	0
Personnel Bureau				
Applicant Processing Division	0	0	0	1
Health Services	0	0	0	0
Personnel Bureau Headquarters	0	0	1	1
<b>Other Bureaus Total</b>	<b>0</b>	<b>1</b>	<b>15</b>	<b>27</b>

Table shows MOS command as recorded at the time of complaint.

**Figure 62Q: Officers With CCRB Complaints Closed in 2019 by Command - Deputy Commissioners and Miscellaneous Commands**

<b>Deputy Commissioners and Miscellaneous Commands</b>	<b>Substantiated MOS Feb 2019</b>	<b>Substantiated MOS YTD 2019</b>	<b>Total MOS Feb 2019</b>	<b>Total MOS YTD 2019</b>
Deputy Commissioner Legal Matters - License Division	0	0	0	0
Deputy Commissioner Legal Matters - Legal Bureau	0	0	0	0
DC Training	0	0	0	0
Deputy Commissioner Training - Police Academy	0	0	0	0
Deputy Commissioner Training - Police Academy Training	0	0	1	1
Deputy Commissioner Training - In-service Training Section	0	0	1	1
Deputy Commissioner Management and Budget	0	0	0	0
Police Commissioner Office	0	0	0	0
Community Affairs Division	0	0	0	0
Chief of Community Affairs	0	0	0	0
Community Affairs Juvenile Section	0	0	0	0
School Safety Bronx/Manhattan	0	0	0	0
School Safety Queens/Brooklyn	0	0	0	0
Office of Equal Employment	0	0	1	1
Deputy Commissioner Operations	0	0	0	0
DC Operations Financial Mgmt.	0	0	0	0
Intelligence Division	0	1	2	6
Chief of Department	0	0	1	1
Department Advocate	0	0	0	0
Deputy Commissioner Public Information	0	0	0	0
Crime Prevention	0	0	0	0
First Deputy Commissioner	0	0	0	0
Office of Management, Analysis and Planning	0	0	0	0
Quality Assurance Division	0	0	0	0
Deputy Commissioner Counterterrorism	0	0	0	1
Chief of Department Evaluation Section	0	0	0	0
<b>Deputy Commissioners and Miscellaneous Commands Total</b>	<b>0</b>	<b>1</b>	<b>6</b>	<b>11</b>

Table shows MOS command as recorded at the time of complaint.