

**DAILY REPORT**

5/82023

#VALUE!

SINGLE ADULTS	
Drop-in Center Clients Served	400
Drop-in Center Overnight Census	157
Faith Bed Census	27
Outreach Contacts	280
Outreach Placements	15
Safe Haven Utilization	1509
Veterans In Short-term Housing	133
Criminal Justice Short-term Housing (Note: This count is also included in the <b>TOTAL SHELTER CENSUS</b> )	155

4 of 7 sites reporting  
 4 of 7 sites reporting  
 4 of 7 sites reporting

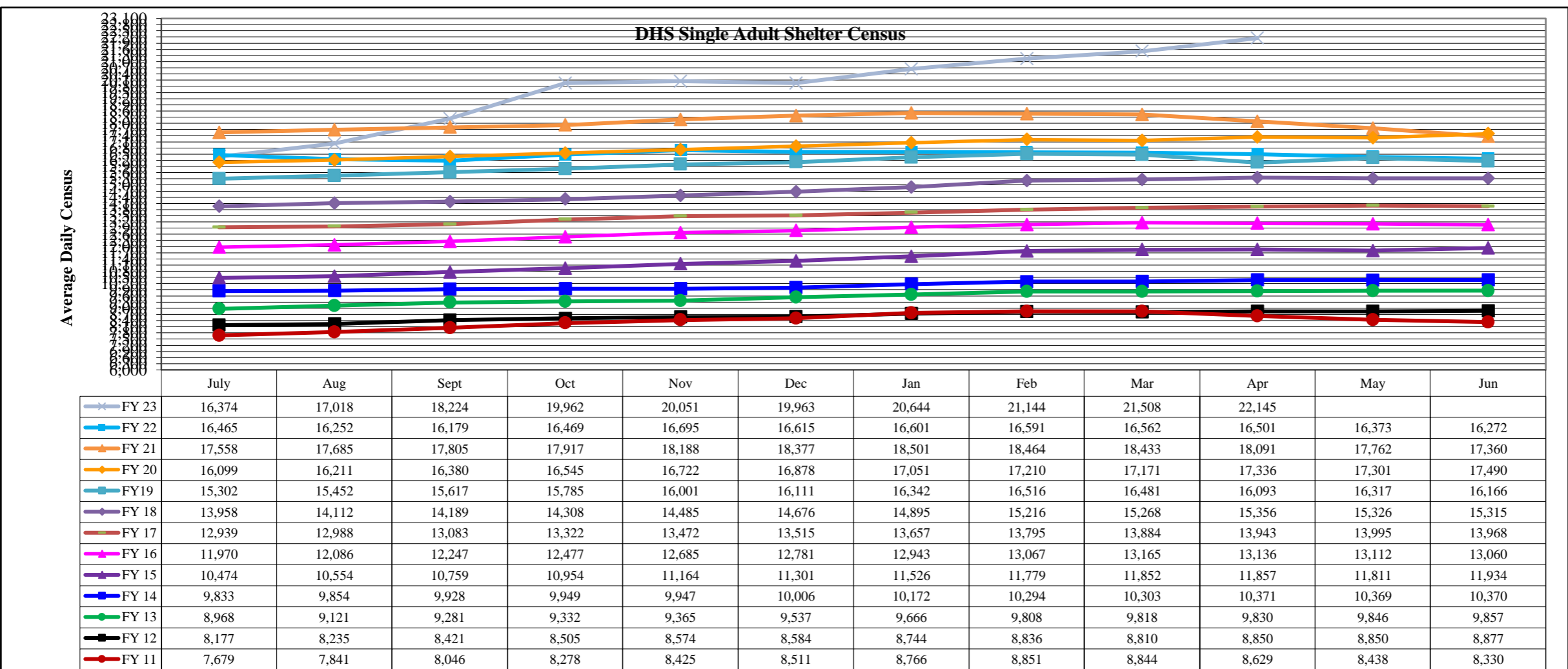
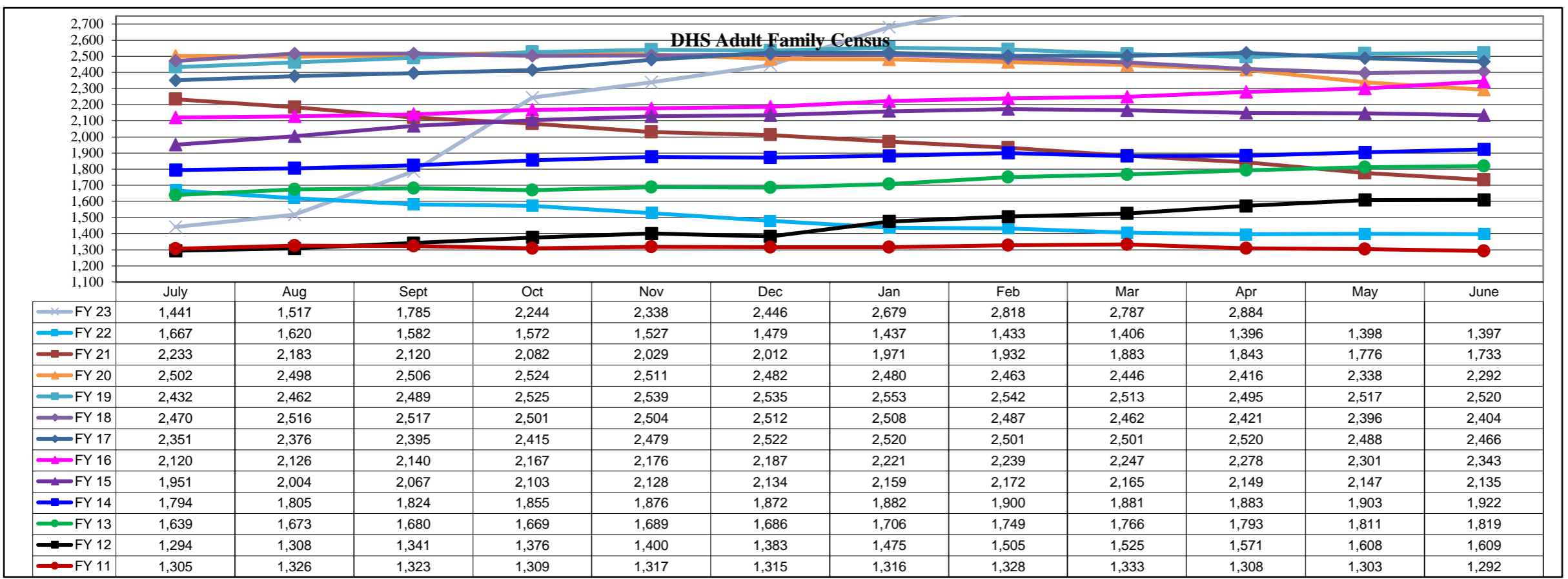
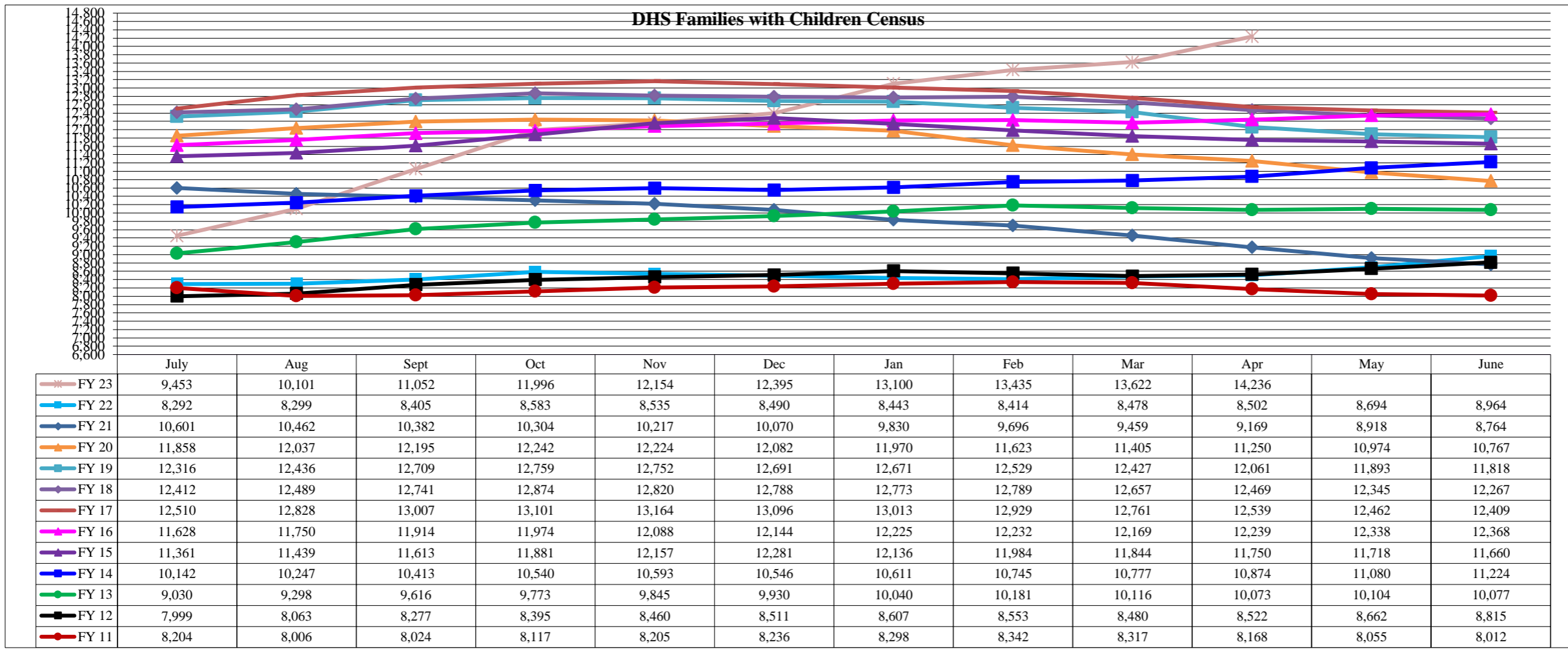
FAMILY INTAKE	
Families with Children Requesting Temporary Housing	103
Adult Families Requesting Temporary Housing	25
Families Placed in Overnight Accommodations	0
Families w/children at PATH Overnight (pre 10PM)	0

TOTAL SHELTER CENSUS	
Adults	52,777
Children	25,796
<b>Total Individuals</b>	<b>78,573</b>

SINGLE ADULTS	
Men	18,069
Women	4,589
<b>Total Single Adults</b>	<b>22,658</b>

FAMILIES WITH CHILDREN	
<b>Families</b>	15,165
Adults	23,741
Children	25,796
<b>Individuals</b>	<b>49,537</b>

ADULT FAMILIES CENSUS	
<b>Families</b>	3,015
<b>Individuals (Adults)</b>	<b>6,378</b>



\*Due to data conversion the average monthly census for December 2011 and January 2012 for Families with Children and Adult Families is based upon data for a partial month.