

**DAILY REPORT**

9/10/2020

(Data from Wednesday, September 09, 2020)

SINGLE ADULTS	
Drop-in Center Clients Served	365
Drop-in Center Overnight Census	116
Faith Bed Census	49
Outreach Contacts	269
Outreach Placements	11
Safe Haven Utilization	1086
Veterans In Short-term Housing	225
Criminal Justice Short-term Housing	111

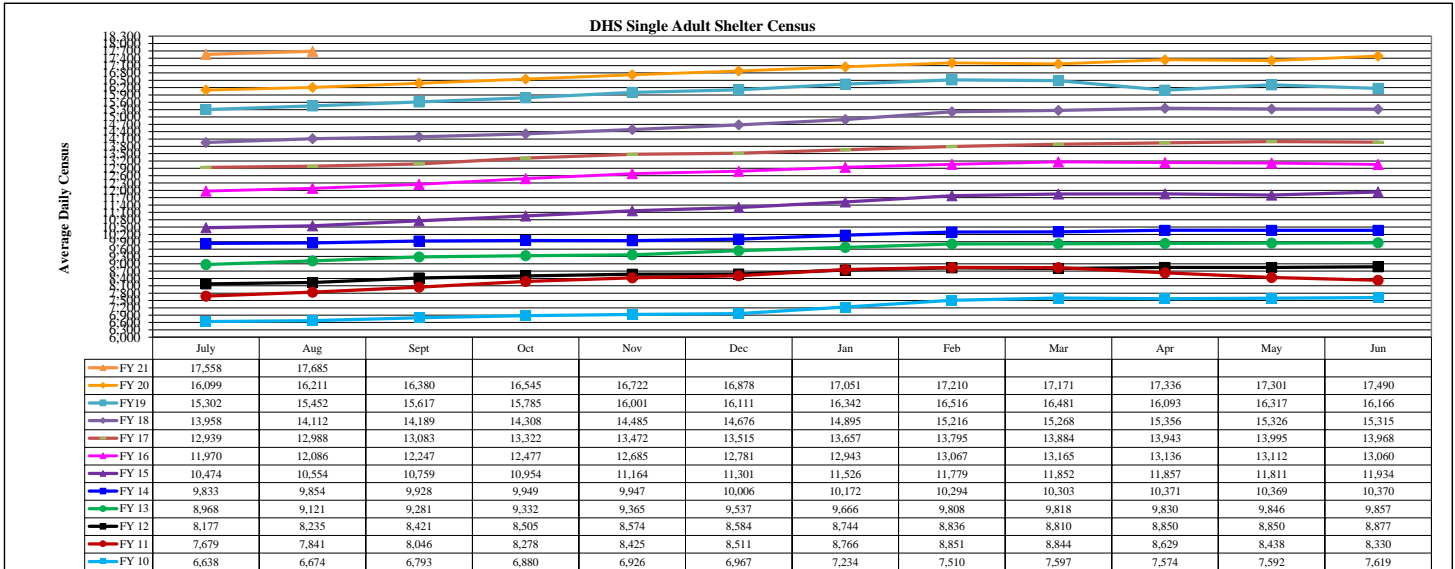
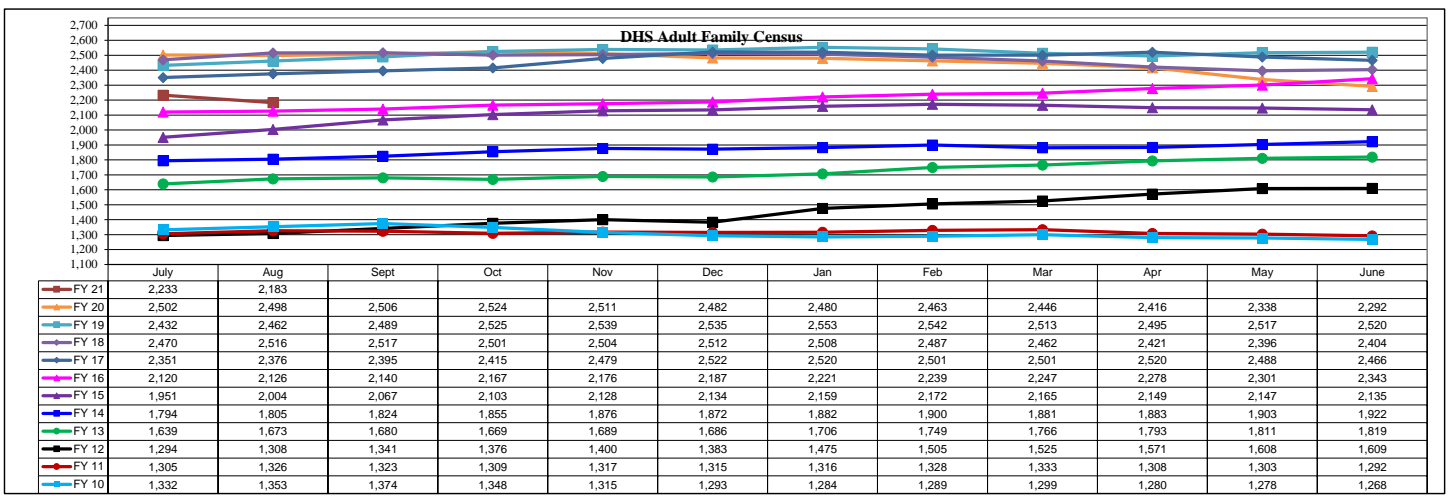
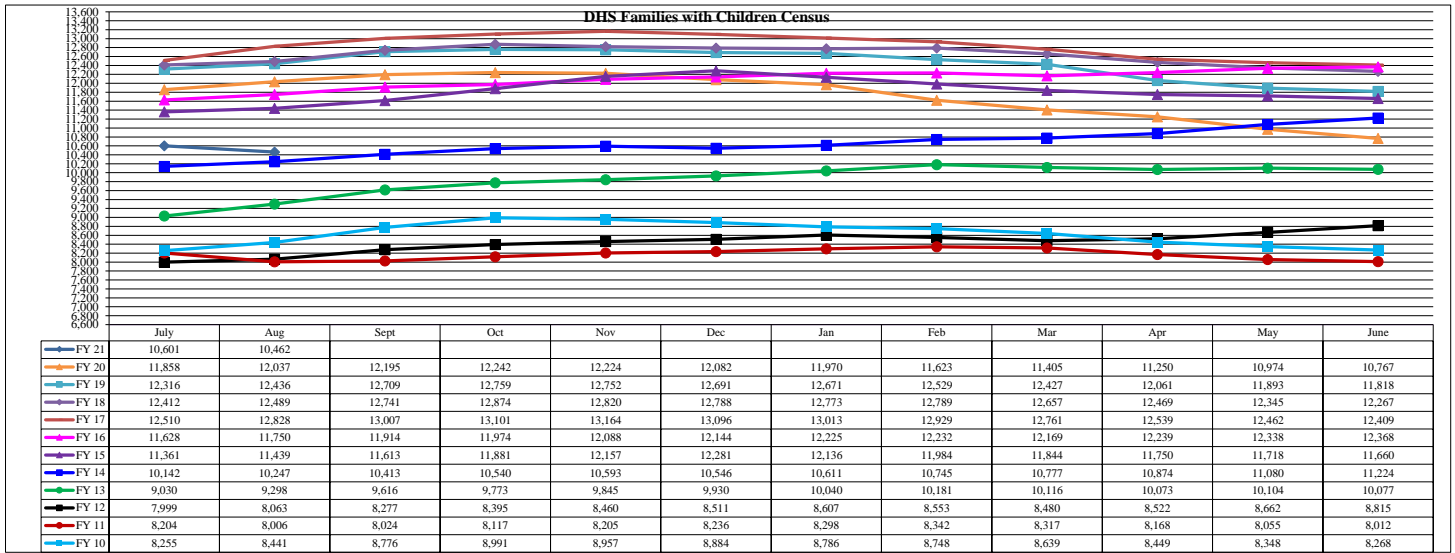
FAMILY INTAKE	
Families Requesting Temporary Housing at PATH	108
Adult Families Requesting Temporary Housing at AFIC	24
Families Placed in Overnight Accommodations	0
Families w/children at PATH Overnight (pre 10PM)	0

TOTAL SHELTER CENSUS	
Adults	36,059
Children	18,431
<b>Total Individuals</b>	<b>54,490</b>

SINGLE ADULTS	
Men	13,263
Women	4,542
<b>Total Single Adults</b>	<b>17,805</b>

FAMILIES WITH CHILDREN CENSUS	
Families	10,404
Adults	13,763
Children	18,431
<b>Individuals</b>	<b>32,194</b>

ADULT FAMILIES CENSUS	
Families	2,125
<b>Individuals (Adults)</b>	<b>4,491</b>



\*Due to data conversion the average monthly census for December 2011 and January 2012 for Families with Children and Adult Families is based upon data for a partial month.