

**DAILY REPORT**

9/23/2021

(Data from Wednesday, September 22, 2021)

SINGLE ADULTS	
Drop-in Center Clients Served	447
Drop-in Center Overnight Census	151
Faith Bed Census	23
Outreach Contacts	221
Outreach Placements	7
Safe Haven Utilization	1082
Veterans In Short-term Housing	127
Criminal Justice Short-term Housing	100

FAMILY INTAKE	
Families Requesting Temporary Housing at PATH	141
Adult Families Requesting Temporary Housing at AFIC	12
Families Placed in Overnight Accommodations	0
Families w/children at PATH Overnight (pre 10PM)	0

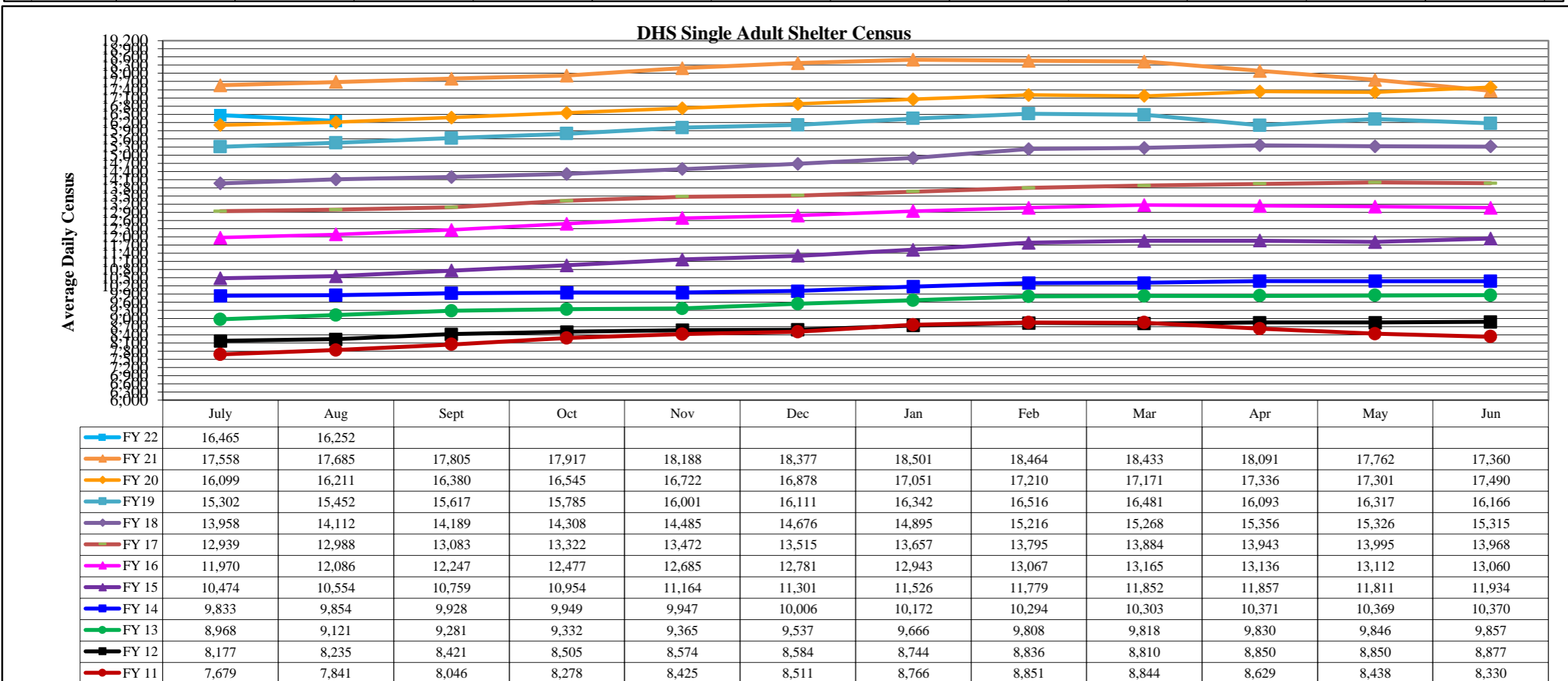
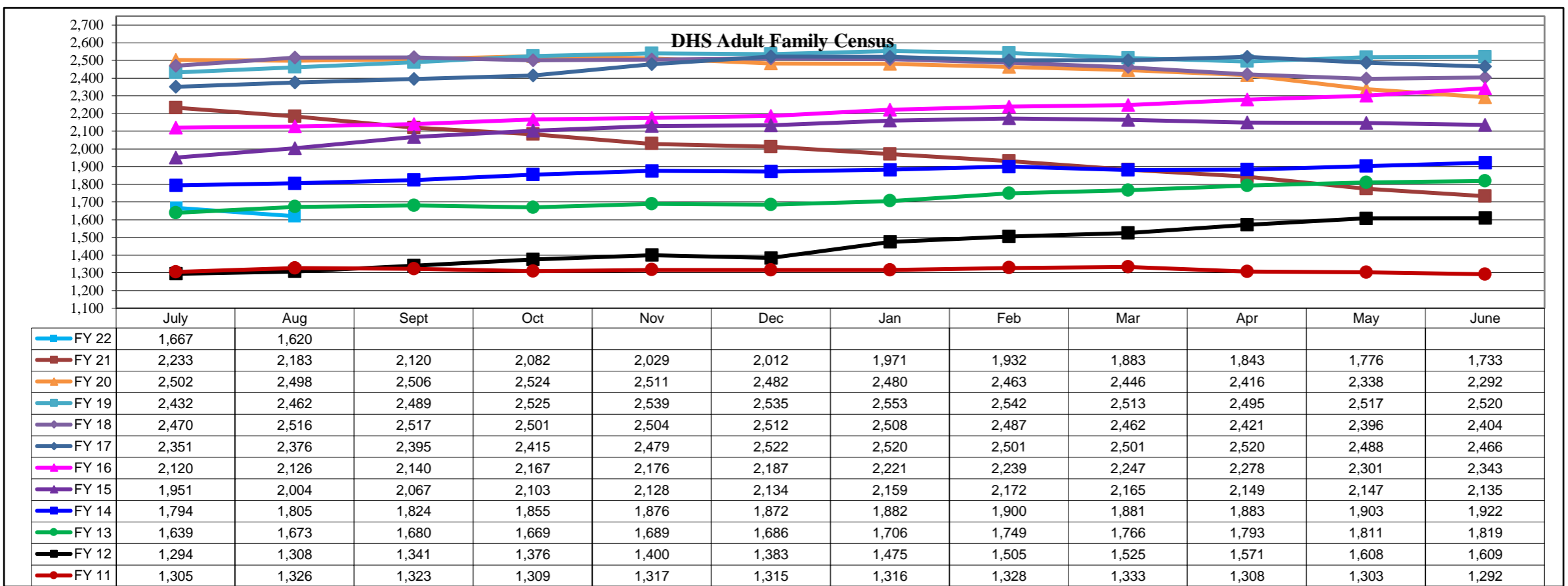
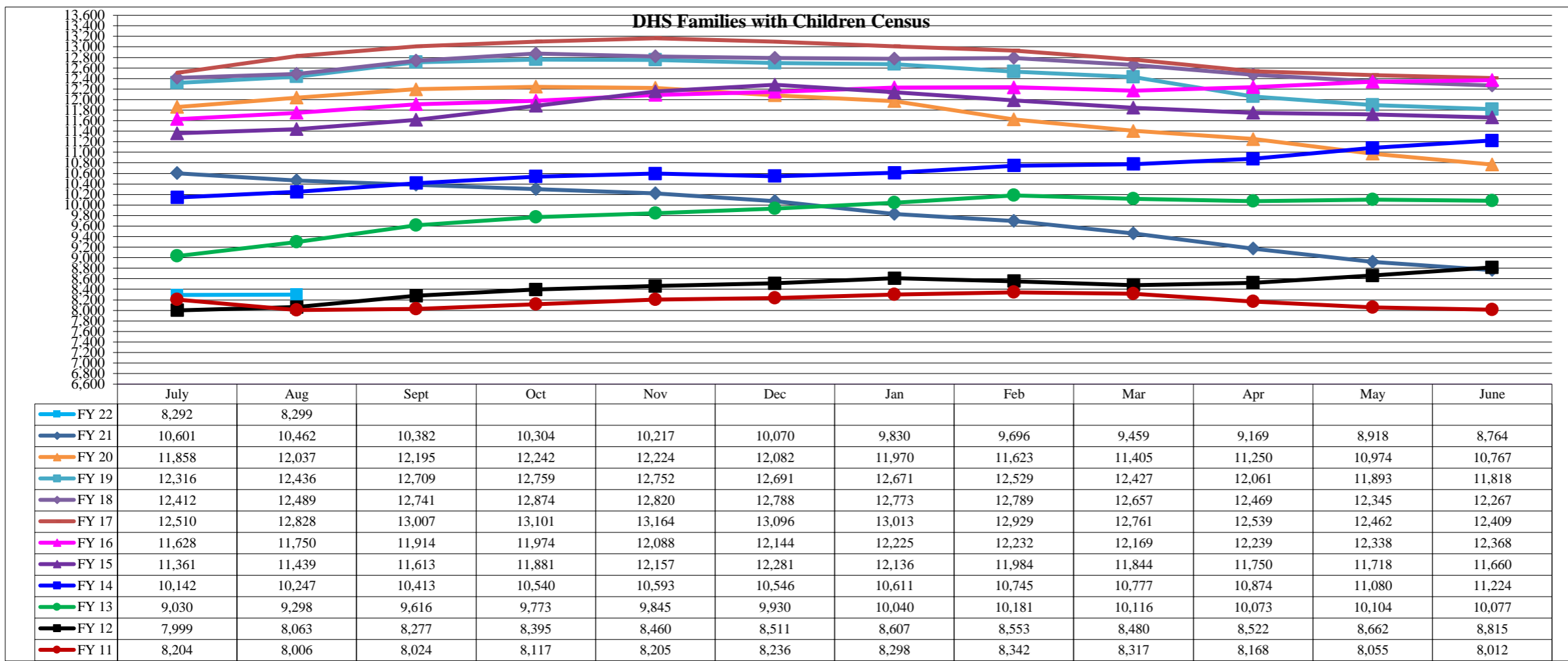
TOTAL SHELTER CENSUS	
Adults	30,596
Children	14,616
<b>Total Individuals</b>	<b>45,212</b>

SINGLE ADULTS	
Men	12,214
Women	4,076
<b>Total Single Adults</b>	<b>16,290</b>

FAMILIES WITH CHILDREN	
<b>Families</b>	<b>8,383</b>
Adults	11,013
Children	14,616
<b>Individuals</b>	<b>25,629</b>

ADULT FAMILIES CENSUS	
<b>Families</b>	<b>1,573</b>
<b>Individuals (Adults)</b>	<b>3,293</b>

x



\*Due to data conversion the average monthly census for December 2011 and January 2012 for Families with Children and Adult Families is based upon data for a partial month.