

DAILY REPORT

2/12/2021

(Data from Thursday, February 11, 2021)

Code Blue

SINGLE ADULTS	
Drop-in Center Clients Served	478
Drop-in Center Overnight Census	169
Faith Bed Census	47
Outreach Contacts	272
Outreach Placements	20
Safe Haven Utilization	1093
Veterans In Short-term Housing	231
Criminal Justice Short-term Housing	113

FAMILY INTAKE	
Families Requesting Temporary Housing at PATH	76
Adult Families Requesting Temporary Housing at AFIC	12
Families Placed in Overnight Accommodations	0
Families w/children at PATH Overnight (pre 10PM)	0

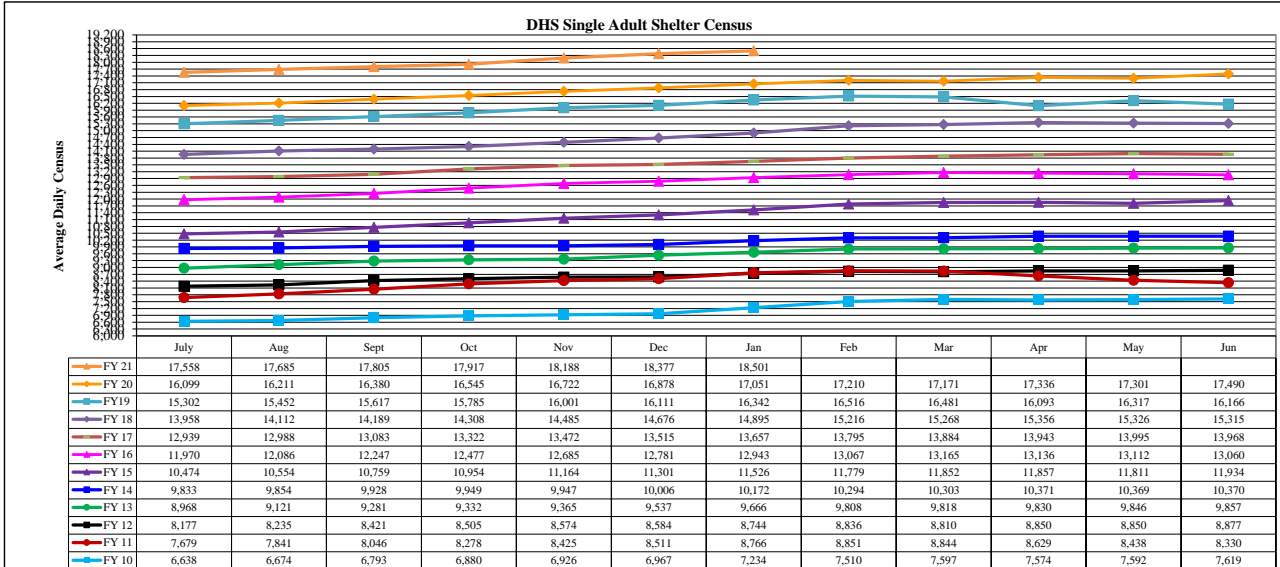
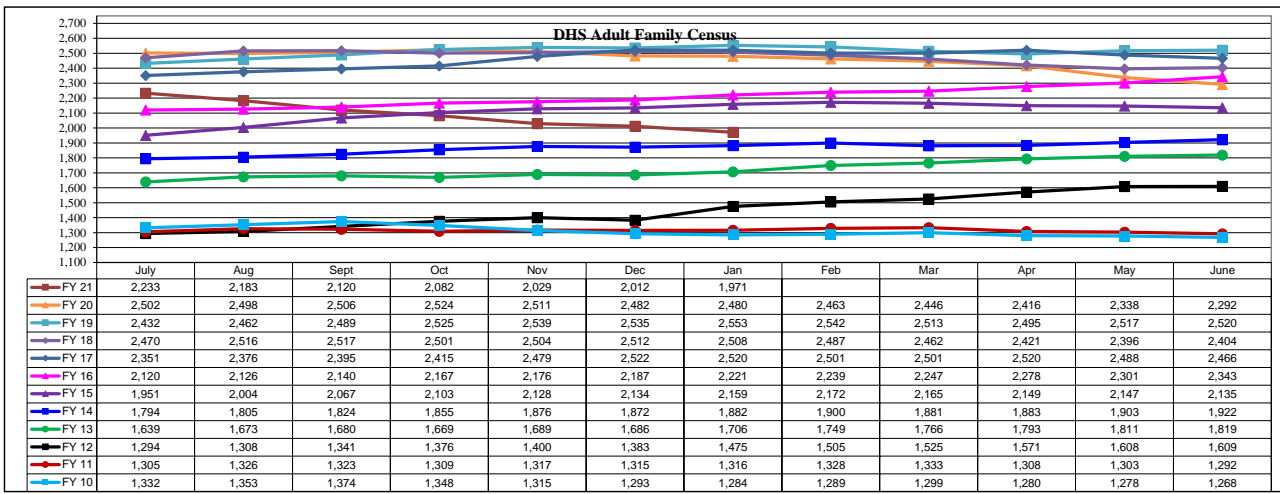
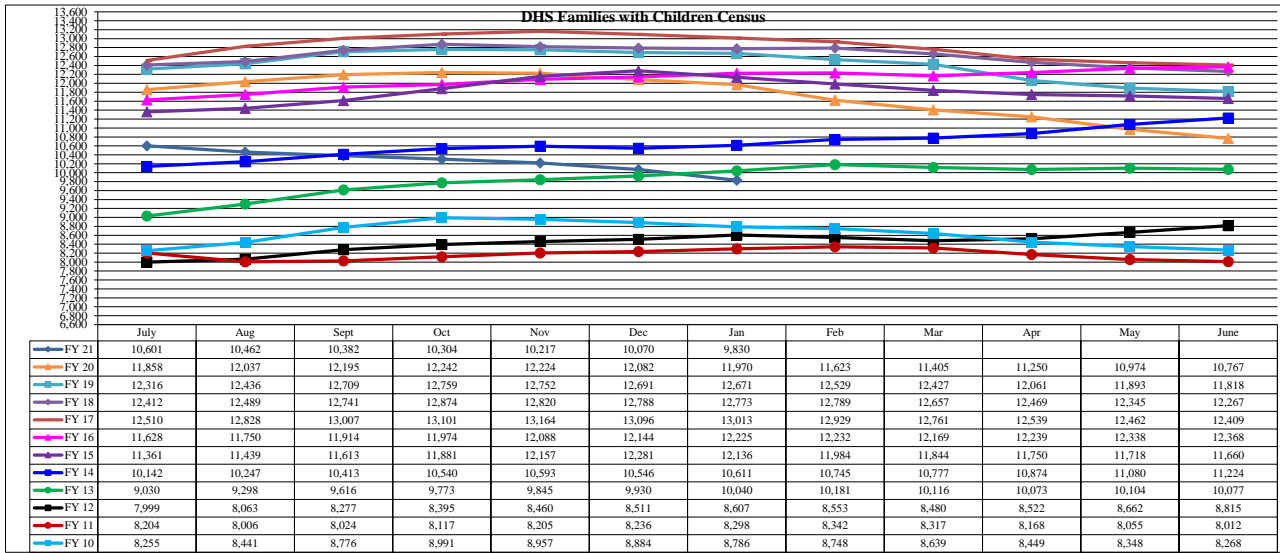
TOTAL SHELTER CENSUS	
Adults	35,366
Children	16,956
Total Individuals	52,322

SINGLE ADULTS	
Men	13,899
Women	4,573
Total Single Adults	18,472

FAMILIES WITH CHILDREN	
Families	9,699
Adults	12,800
Children	16,956
Individuals	29,756

ADULT FAMILIES CENSUS	
Families	1,938
Individuals (Adults)	4,094

x



*Due to data conversion the average monthly census for December 2011 and January 2012 for Families with Children and Adult Families is based upon data for a partial month.