

**DAILY REPORT**

4/30/2020

(Data from Wednesday, April 29, 2020)

SINGLE ADULTS	
Drop-in Center Clients Served	526
Drop-in Center Overnight Census	203
Faith Bed Census	49
Outreach Contacts	279
Outreach Placements	31
Safe Haven Utilization	1056
Veterans In Short-term Housing	246
Criminal Justice Short-term Housing	211

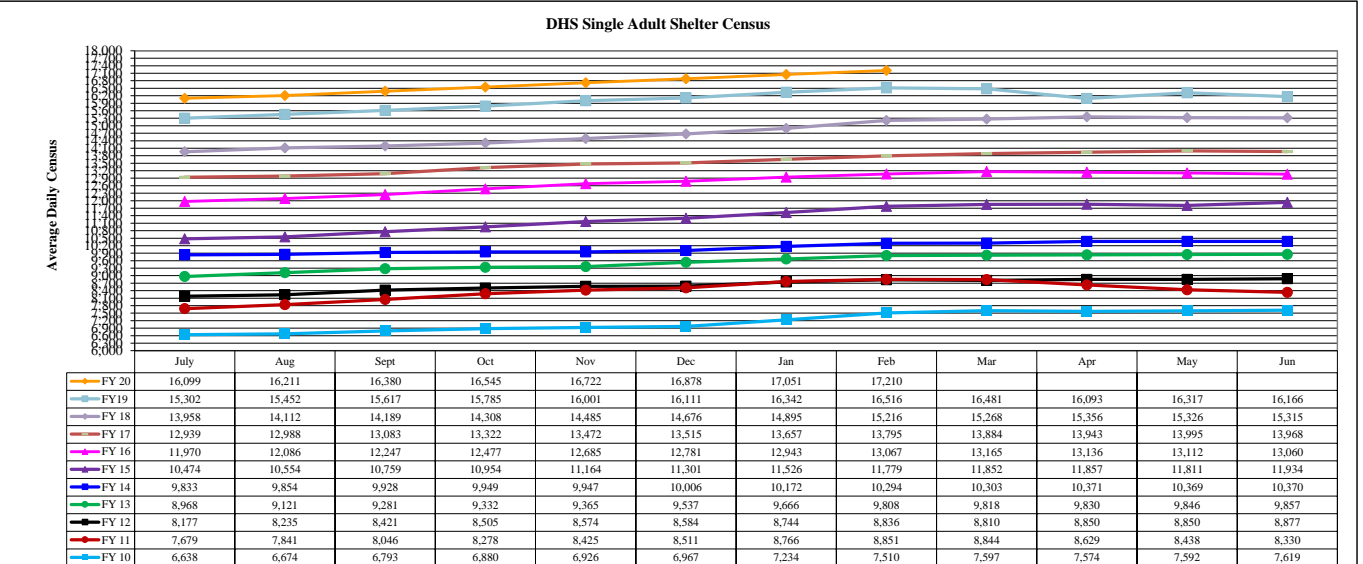
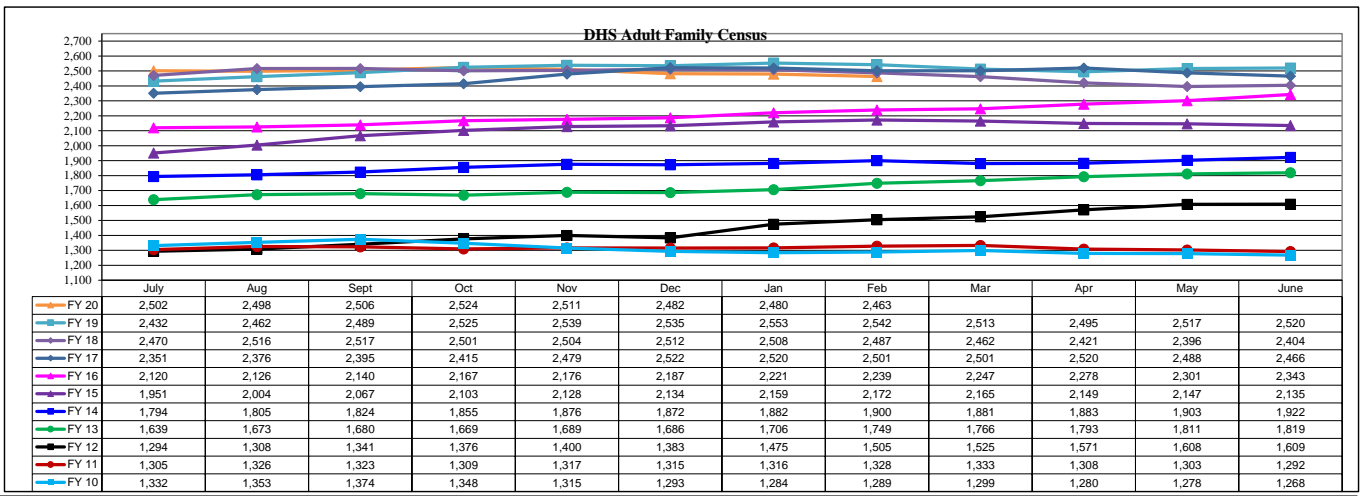
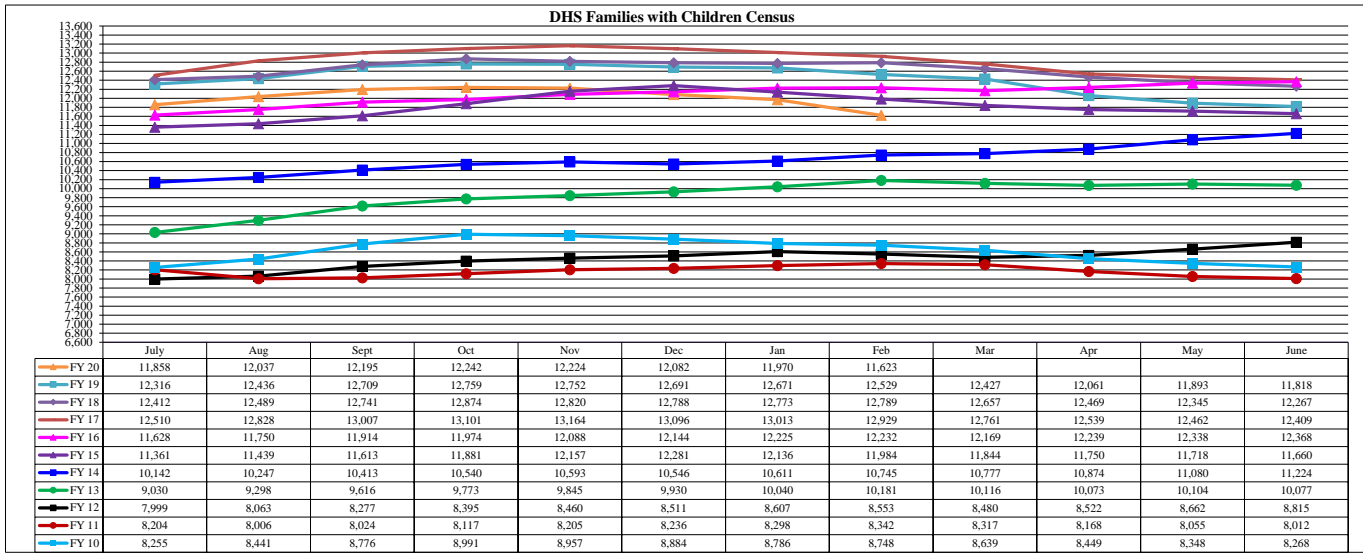
FAMILY INTAKE	
Families Requesting Temporary Housing at PATH	71
Adult Families Requesting Temporary Housing at AFIC	23
Families Placed in Overnight Accommodations	0
Families w/children at PATH Overnight (pre 10PM)	0

TOTAL SHELTER CENSUS	
Adults	37,148
Children	19,819
<b>Total Individuals</b>	<b>56,967</b>

SINGLE ADULT SHELTER CENSUS	
Men	12,764
Women	4,594
<b>Total Single Adults</b>	<b>17,358</b>

FAMILIES WITH CHILDREN CENSUS	
<b>Families</b>	11,065
Adults	14,829
Children	19,819
<b>Individuals</b>	<b>34,648</b>

ADULT FAMILIES CENSUS	
<b>Families</b>	2,351
<b>Individuals (Adults)</b>	<b>4,961</b>



\*Due to data conversion the average monthly census for December 2011 and January 2012 for Families with Children and Adult Families is based upon data for a partial month.