

DAILY REPORT

8/31/2020

(Data from Sunday, August 30, 2020)

SINGLE ADULTS	
Drop-in Center Clients Served	369
Drop-in Center Overnight Census	113
Faith Bed Census	41
Outreach Contacts	214
Outreach Placements	7
Safe Haven Utilization	1088
Veterans In Short-term Housing	233
Criminal Justice Short-term Housing	106

5 of 6 sites reporting
 5 of 6 sites reporting
 5 of 6 sites reporting

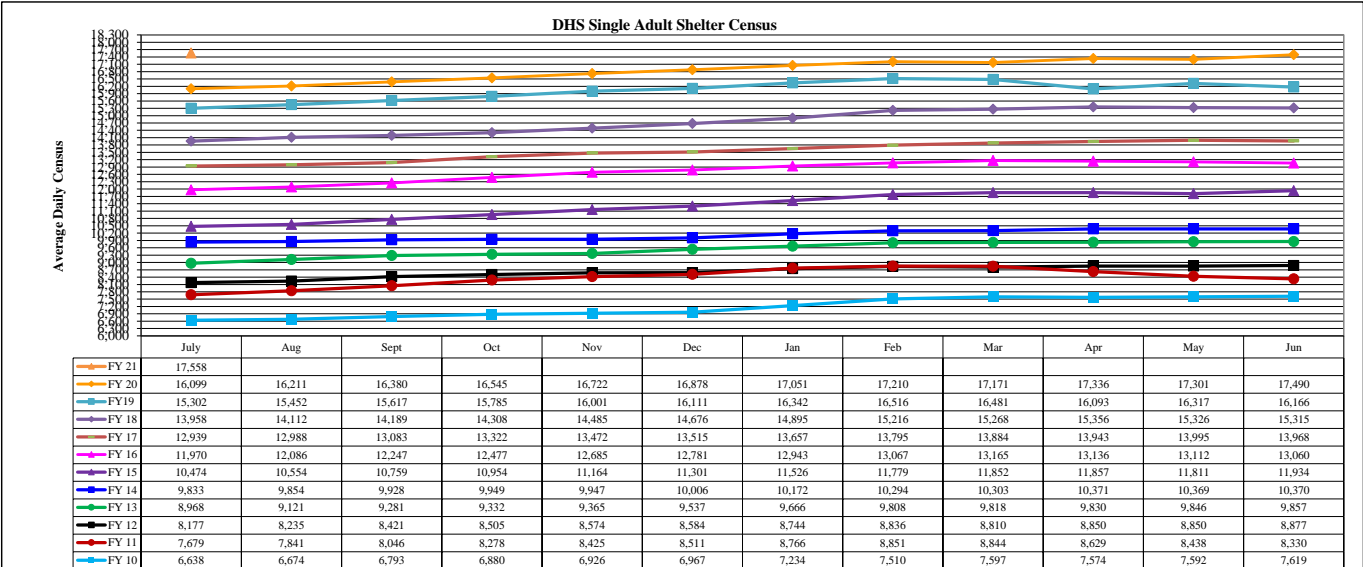
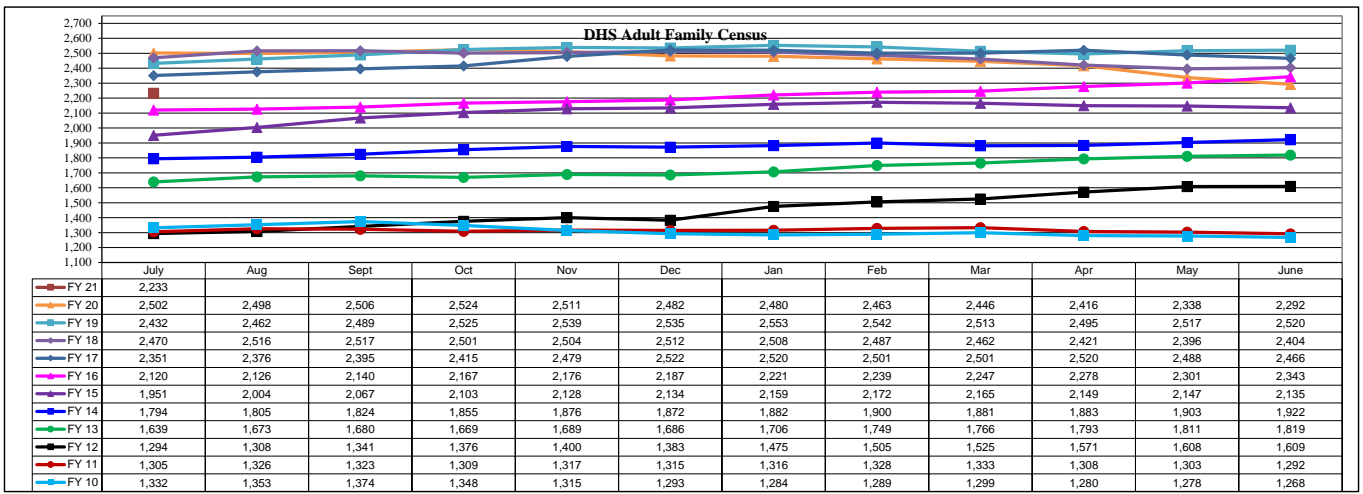
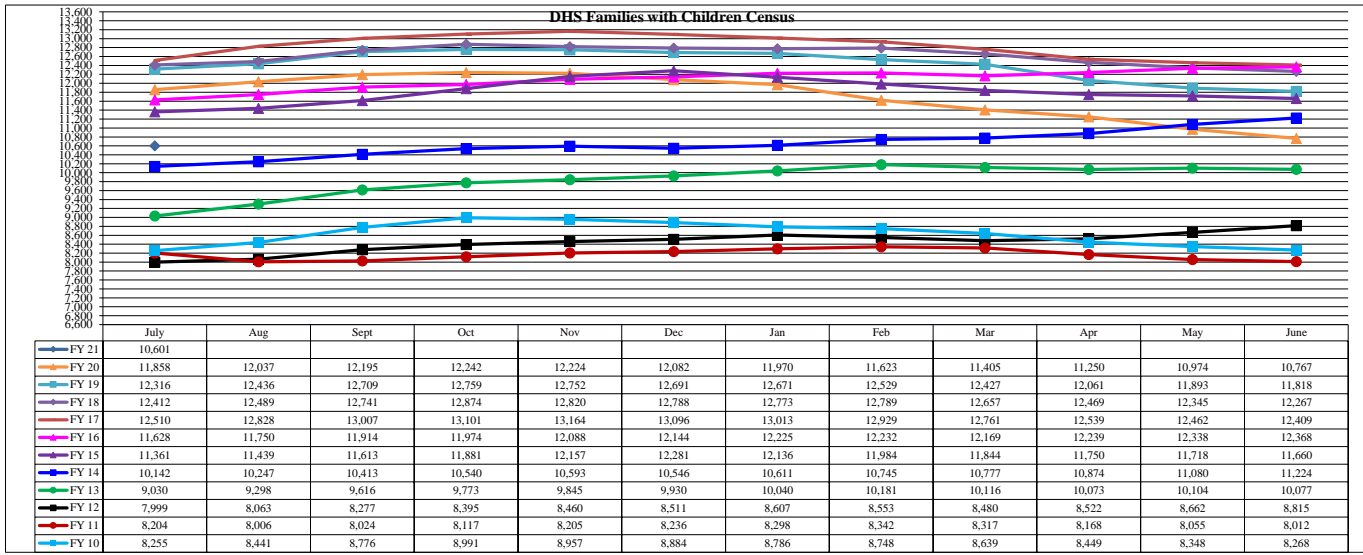
FAMILY INTAKE	
Families Requesting Temporary Housing at PATH	54
Adult Families Requesting Temporary Housing at AFIC	5
Families Placed in Overnight Accommodations	0
Families w/children at PATH Overnight (pre 10PM)	0

TOTAL SHELTER CENSUS	
Adults	36,183
Children	18,472
Total Individuals	54,655

SINGLE ADULTS	
Men	13,230
Women	4,546
Total Single Adults	17,776

FAMILIES WITH CHILDREN CENSUS	
Families	10,432
Adults	13,847
Children	18,472
Individuals	32,319

ADULT FAMILIES CENSUS	
Families	2,156
Individuals (Adults)	4,560



*Due to data conversion the average monthly census for December 2011 and January 2012 for Families with Children and Adult Families is based upon data for a partial month.