

DAILY REPORT

6/25/2020

(Data from Wednesday, June 24, 2020)

| SINGLE ADULTS | |
|-------------------------------------|------|
| Drop-in Center Clients Served | 419 |
| Drop-in Center Overnight Census | 139 |
| Faith Bed Census | 50 |
| Outreach Contacts | 263 |
| Outreach Placements | 24 |
| Safe Haven Utilization | 1100 |
| Veterans In Short-term Housing | 242 |
| Criminal Justice Short-term Housing | 130 |

| FAMILY INTAKE | |
|---|----|
| Families Requesting Temporary Housing at PATH | 91 |
| Adult Families Requesting Temporary Housing at AFIC | 19 |
| Families Placed in Overnight Accommodations | 0 |
| Families w/children at PATH Overnight (pre 10PM) | 0 |

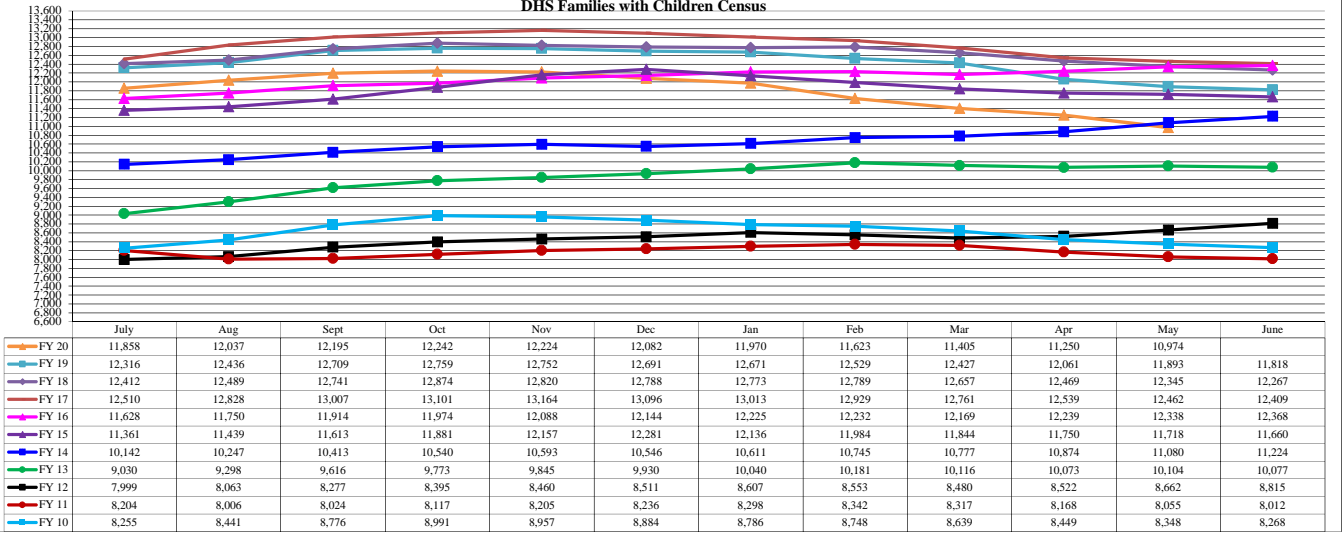
| TOTAL SHELTER CENSUS | |
|--------------------------|---------------|
| Adults | 36,614 |
| Children | 19,045 |
| Total Individuals | 55,659 |

| SINGLE ADULT SHELTER CENSUS | |
|-----------------------------|---------------|
| Men | 13,045 |
| Women | 4,492 |
| Total Single Adults | 17,537 |

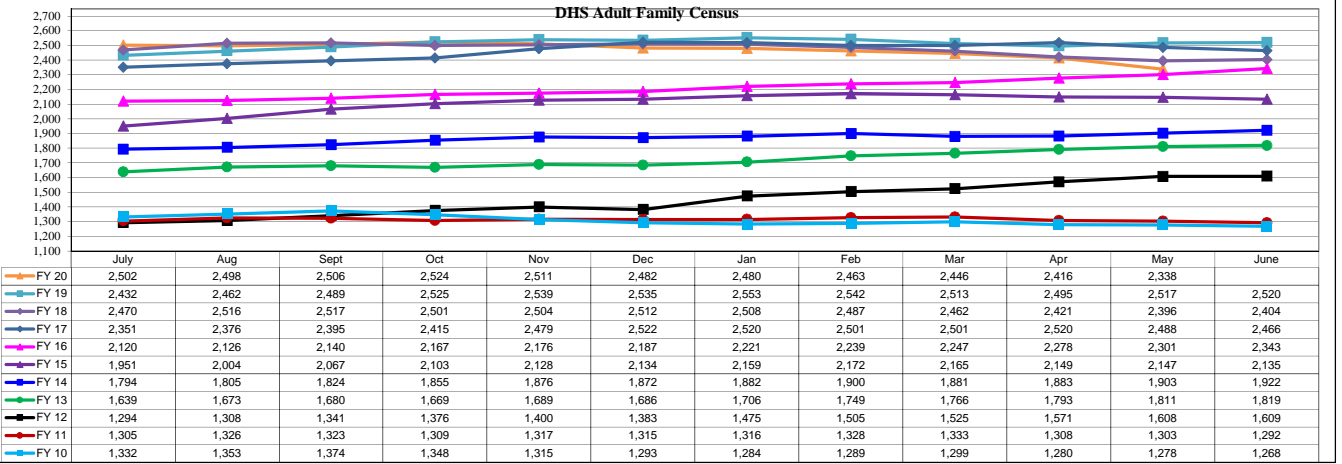
| FAMILIES WITH CHILDREN CENSUS | |
|-------------------------------|---------------|
| Families | 10,675 |
| Adults | 14,276 |
| Children | 19,045 |
| Individuals | 33,321 |

| ADULT FAMILIES CENSUS | |
|-----------------------------|--------------|
| Families | 2,273 |
| Individuals (Adults) | 4,801 |

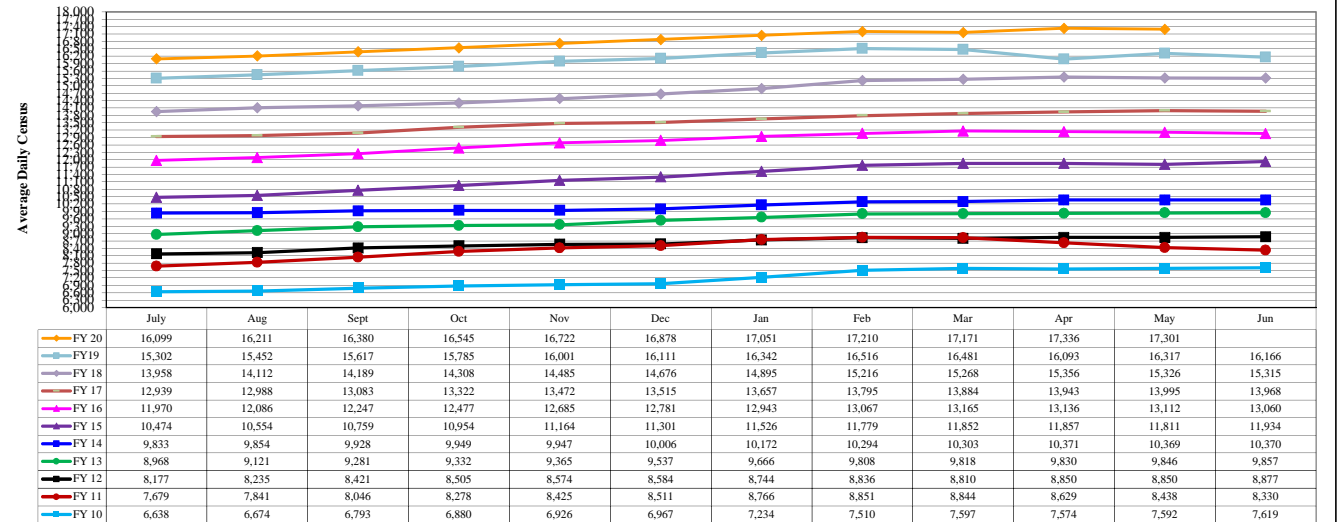
DHS Families with Children Census



DHS Adult Family Census



DHS Single Adult Shelter Census



*Due to data conversion the average monthly census for December 2011 and January 2012 for Families with Children and Adult Families is based upon data for a partial mon