

DAILY REPORT

10/8/2020

(Data from Wednesday, October 07, 2020)

SINGLE ADULTS	
Drop-in Center Clients Served	401
Drop-in Center Overnight Census	142
Faith Bed Census	47
Outreach Contacts	269
Outreach Placements	32
Safe Haven Utilization	1089
Veterans In Short-term Housing	243
Criminal Justice Short-term Housing	118

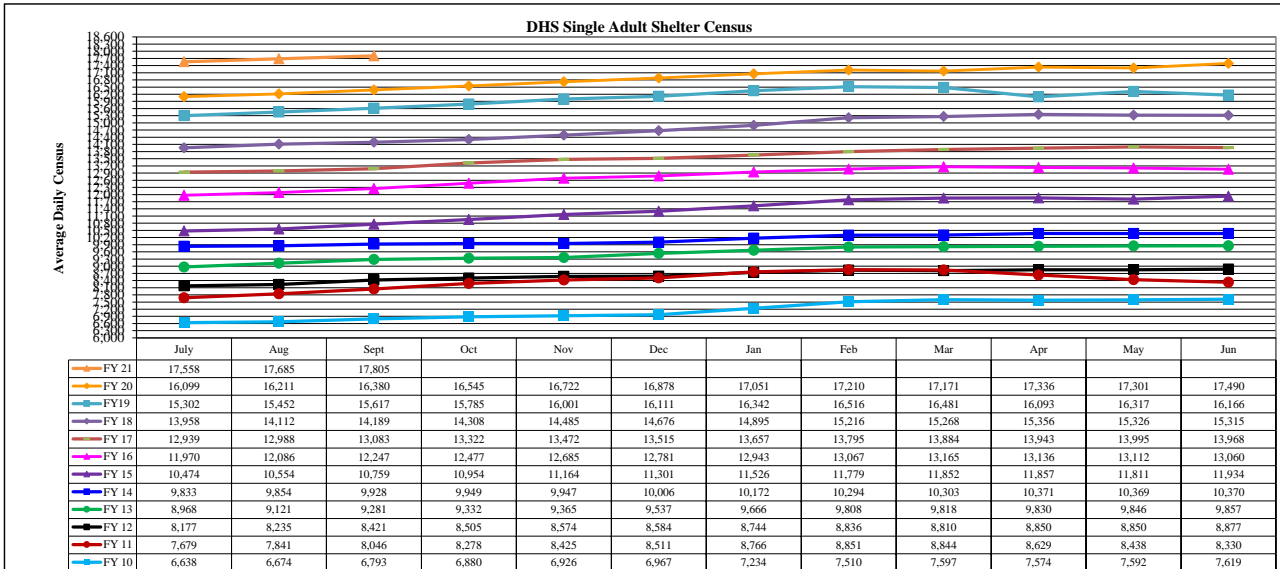
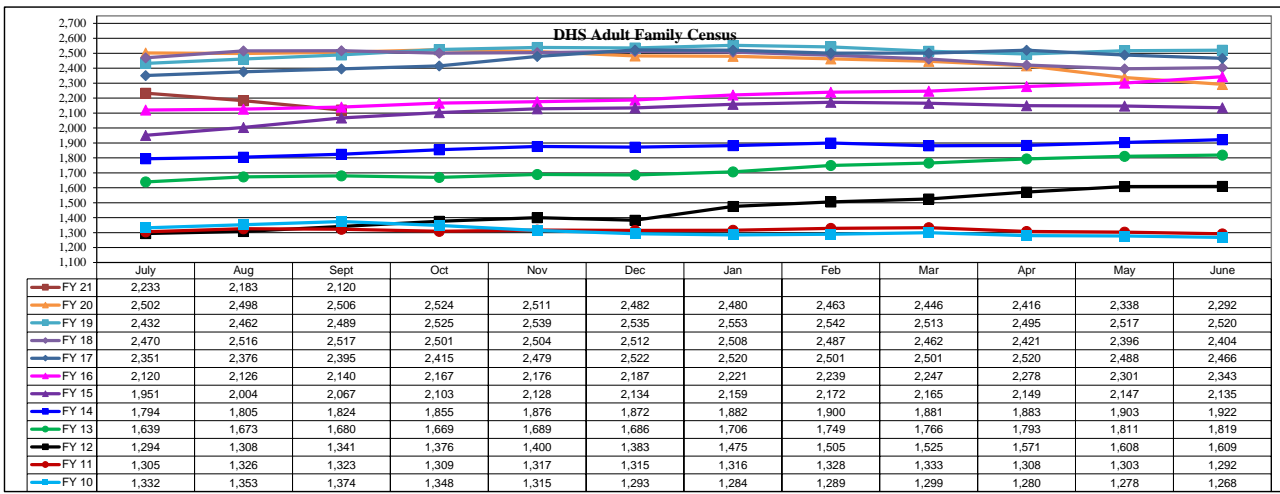
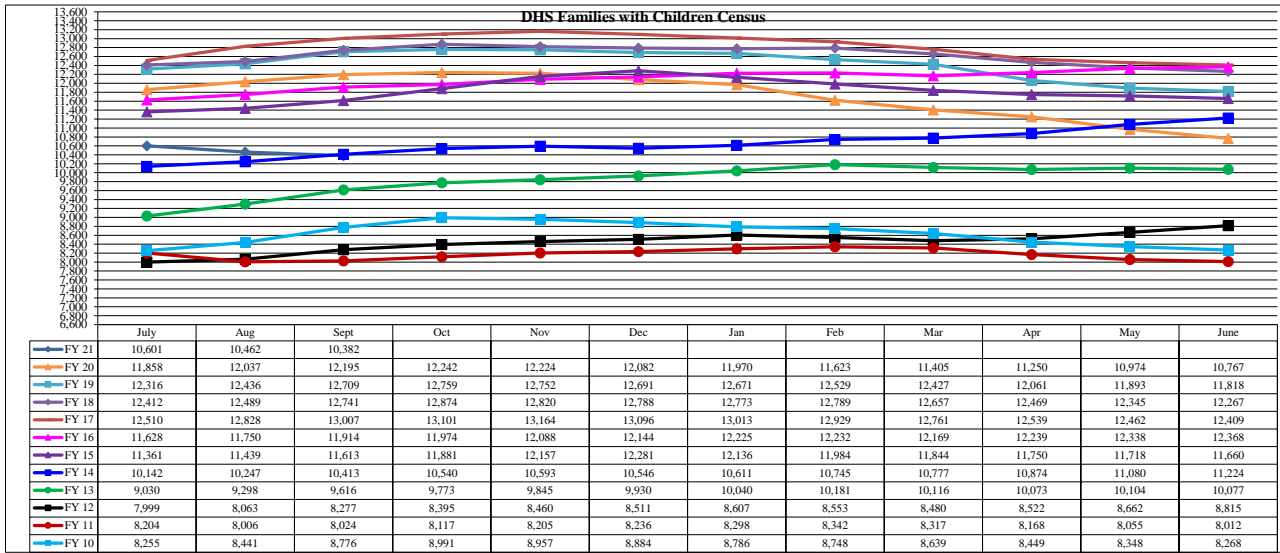
FAMILY INTAKE	
Families Requesting Temporary Housing at PATH	115
Adult Families Requesting Temporary Housing at AFIC	26
Families Placed in Overnight Accommodations	0
Families w/children at PATH Overnight (pre 10PM)	0

TOTAL SHELTER CENSUS	
Adults	35,882
Children	18,252
Total Individuals	54,134

SINGLE ADULTS	
Men	13,321
Women	4,528
Total Single Adults	17,849

FAMILIES WITH CHILDREN CENSUS	
Families	10,318
Adults	13,620
Children	18,252
Individuals	31,872

ADULT FAMILIES CENSUS	
Families	2,089
Individuals (Adults)	4,413



*Due to data conversion the average monthly census for December 2011 and January 2012 for Families with Children and Adult Families is based upon data for a partial month.