

DAILY REPORT

4/22/2020

CB

(Data from Tuesday, April 21, 2020)

Code Blue

SINGLE ADULTS	
Drop-in Center Clients Served	491
Drop-in Center Overnight Census	193
Faith Bed Census	49
Outreach Contacts	261
Outreach Placements	12
Safe Haven Utilization	1039
Veterans In Short-term Housing	251
Criminal Justice Short-term Housing	213

Incomplete (4)
 Incomplete (4)
 Incomplete (4)

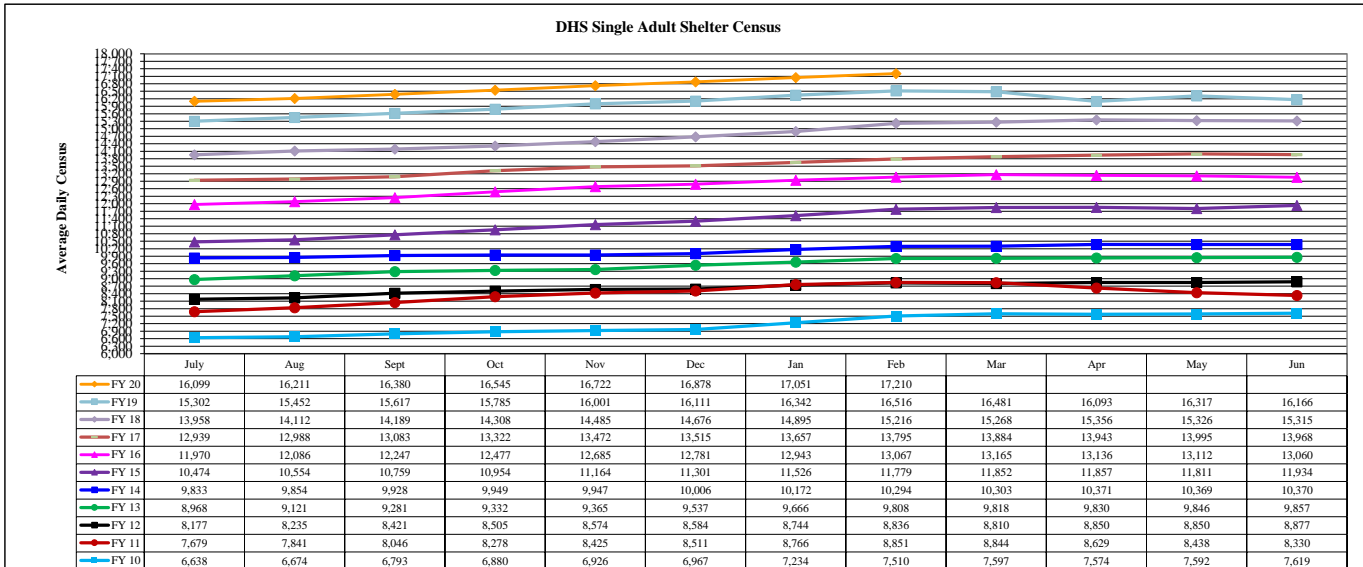
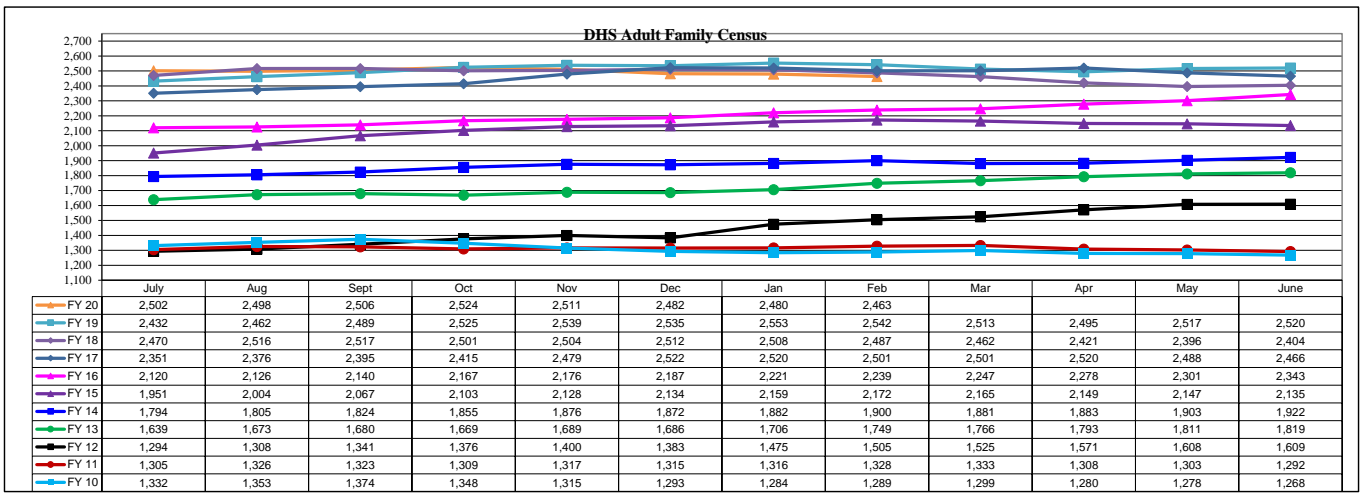
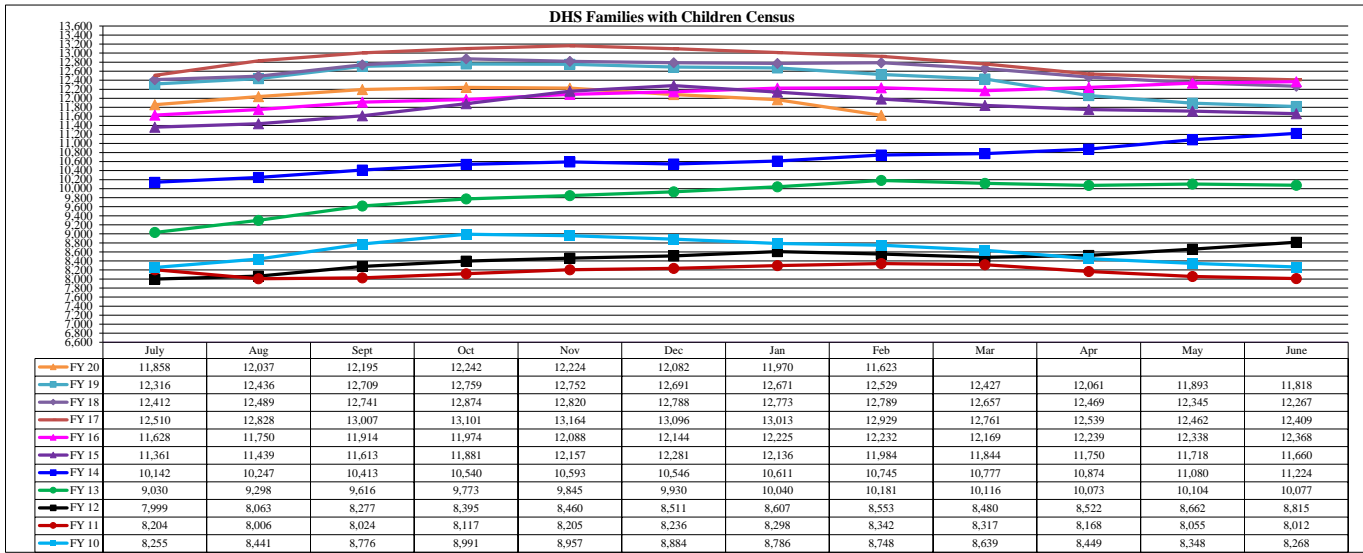
FAMILY INTAKE	
Families Requesting Temporary Housing at PATH	63
Adult Families Requesting Temporary Housing at AFIC	24
Families Placed in Overnight Accommodations	0
Families w/children at PATH Overnight (pre 10PM)	0

TOTAL SHELTER CENSUS	
Adults	37,333
Children	19,949
Total Individuals	57,282

SINGLE ADULT SHELTER CENSUS	
Men	12,714
Women	4,608
Total Single Adults	17,322

FAMILIES WITH CHILDREN CENSUS	
Families	11,143
Adults	14,947
Children	19,949
Individuals	34,896

ADULT FAMILIES CENSUS	
Families	2,404
Individuals (Adults)	5,064



*Due to data conversion the average monthly census for December 2011 and January 2012 for Families with Children and Adult Families is based upon data for a partial month.